



2012-13 MEDIA GUIDE

FLORIDATM

MEN'S BASKETBALL



LIVE LIFE
IN THE DOME

@GatorZoneMBK

#Gators

THE BILLY DONOVAN LEGACY

2 National Championships

3 Final Fours

4 SEC Championships

12 NCAA Tournaments

15 Straight Postseason Appearances

**THE
WINNINGEST
COACH IN
UF HISTORY**

 @UFCoachBillyD

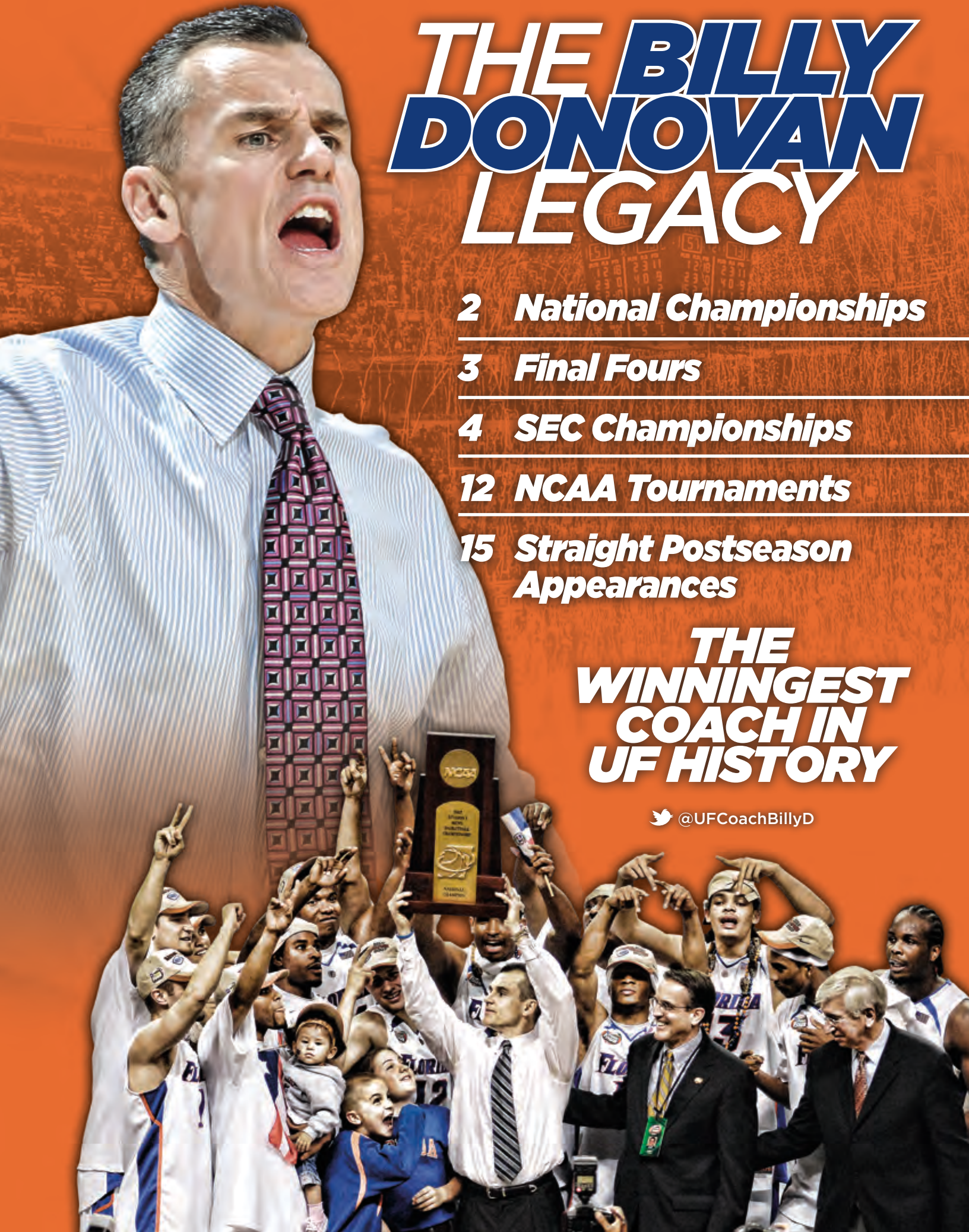


TABLE OF CONTENTS

QUICK FACTS (2)

Florida Quick Facts & Directory 2

COACHES & STAFF (3-16)

Billy Donovan 3
 Rashon Burno 11
 Matt McCall 12
 John Pelphrey 13
 Support Staff 14

2012-13 GATORS (17-52)

Roster 17
 Squad Analysis 18
 TV/Radio Roster 19
 Kenny Boynton 20
 Billy Donovan 23
 Dorian Finney-Smith 24
 Michael Frazier II 25
 Dillon Graham 26
 Damontre Harris 27
 Jacob Kurtz 28
 Cody Larson 30
 Erik Murphy 32
 Braxton Ogbueze 35
 Casey Prather 36
 Mike Rosario 38
 DeVon Walker 40
 Scottie Wilbekin 41
 Will Yeguede 43
 Patric Young 45
 Career Game-by-Game Statistics 47
 2012-13 Opponent Information 52

FLORIDA BASKETBALL (53-59)

Back-to-Back National Champions 53
 Player Development 55
 Facilities 56
 Game Day Experience 57
 Media Exposure 58
 Southeastern Conference 59

2011-12 REVIEW (60-77)

Season Highlights 60
 Game Recaps 62
 Final Stats 72
 Miscellaneous Stats 73
 Game-by-Game Summary 75
 Game-by-Game Statistics 76
 Highs and Lows 77

GATOR HISTORY & RECORDS (78-177)

Game Records 78
 O'Connell Center Records 82
 Individual Career Records 83
 Individual Season Records 85
 Top Scoring & Rebounding Games 87
 Year-by-Year Category Leaders 89
 Year-by-Year Team Statistics 93
 Season Team Records 95
 1,000-Point Scorers 97
 All-Time Results 105
 Year-by-Year Records 117
 Coaching Records 119
 Halftime Comebacks 120
 UF in the National Rankings 121
 Overtime/Century Mark 123

Florida on National TV 124
 All-Time Series Records 126
 Series Scores 127
 Florida vs. the Conference 137
 NCAA Tournament History 138
 NCAA Tournament Recaps 139
 NCAA Tournament Records 152
 SEC Tournament History 153
 SEC Tournament Records 154
 Regular Season Tournaments 155
 Individual Career Statistics 156
 Year-by-Year Starting Lineups 161
 All-Time Lettermen 164
 All-Time Numerical Roster 167
 Gators in the Pros 169
 All-Time Individual Honors 170
 SEC Stat Champions & Streaks 176
 Biggest Wins & Losses 177

HOME OF THE GATORS (178-181)

Stephen C. O'Connell Center 178
 Home Records 179
 Home Record vs. All Opponents 180
 Attendance Records 181

UF INFORMATION (182-188)

Overall Athletic Success 182
 President Bernie Machen 184
 UAA Board & IAC 185
 Director of Athletics Jeremy Foley 186
 Gator Boosters, Inc. Board of Directors 187
 Media Information & Policies 188



2012-13 QUICK FACTS

GENERAL INFORMATION

| | |
|-------------------|-------------------------------------|
| Location | Gainesville, Fla. |
| Founded | 1853 |
| Enrollment | 49,785 |
| Conference | Southeastern (SEC), East Division |
| Nickname | Gators |
| Mascots | Albert and Alberta |
| Colors | Orange (PMS 172) and Blue (PMS 287) |
| Website | GatorZone.com |
| Twitter | @GatorZoneMBK, @UFCoachBillyD |

STAFF INFORMATION

| | |
|--|--|
| UF President | Dr. Bernie Machen (Vanderbilt '68) |
| Director of Athletics | Jeremy Foley (Hobart '74) |
| Head Coach | Billy Donovan (Providence, '87) |
| UF Record | 17th season/386-158 |
| Overall Record | 19th season/421-178 |
| Assistant Coaches | Rashon Burno (DePaul, '02) Matt McCall (Florida, '05) John Pelphey (Kentucky, '92) |
| Assistant to the Head Coach | Darren Hertz |
| Video Coordinator | Oliver Winterbone |
| Office Manager | Tracy Pfaff |
| Staff Assistant | Mike Robuck |
| Academic Counselor | Tom Williams |
| Athletic Trainer | Dave "Duke" Werner |
| Strength & Conditioning Coordinator | Preston Greene |
| Basketball Office Phone | 352-375-4683, ext. 4200 |
| Basketball Office Fax | 352-377-8483 |

BASKETBALL INFORMATION

| | |
|-------------------------------------|---|
| Arena | Stephen C. O'Connell Center (11,548) |
| Seasons | 93rd |
| Overall Record | 1,265-1,032 |
| SEC Record | 558-609 |
| NCAA Tournaments | 15 (1987*, '88*, '89, '94, '95, '99, 2000, '01, '02, '03, '04, '05, '06, '07, '10, '11, '12) *Vacated |
| Final Fours | 4 (1994, 2000, '06, '07) |
| National Championships | 2 (2006, '07) |
| NIT Appearances | 9 (1969, '84, '85, '86, '92, '93, '98, 2008, '09) |
| SEC Tournament Championships | 3 (2005, '06, '07) |
| SEC Championships | 5 (1989, 2000, '01, '07, '11) |
| All-Americans | 22 |
| All-SEC | 96 |
| SEC Academic Honor Roll | 90 |
| NBA Draftees | 34 |
| 2011-12 Record | 26-11 |
| 2011-12 Conference Record | 10-6 (T-2nd) |
| Lettermen Returning/Lost | 9/3 |
| Starters Returning/Lost | 3/2 |

COMMUNICATIONS

Men's Basketball Contact: Denver Parler
Parler Office: 352-375-4683, ext. 6135
Parler Cell: 352-318-3493
Parler Email: denverp@gators.ufl.edu

Associate ADs: Steve McClain, Mary Howard
Assistant AD/Historian: Norm Carlson
Assistant AD/New Media & Strategic Communications Planning: Fred Demarest
Staff Assistants: Jennifer Wagner, Dawn Zinsmaster

Office Phone: 352-375-4683, ext. 6100
Communications Fax: 352-375-4809
Press Row: 352-371-0281

Communications Mailing Address:
 P.O. Box 14485
 Gainesville, FL 32604

Communications Shipping Address:
 Ben Hill Griffin Stadium
 157 Gale Lemerand Drive
 Gainesville, FL 32611

FLORIDA'S ATHLETICS DEPARTMENT PHONE DIRECTORY

| All extensions at 352-375-4683 (except Aviation) | Ext. | All extensions at 352-375-4683 (except Aviation) | Ext. |
|---|------------|--|------|
| Athletics Director's Office (Jeremy Foley) | 6000 | Football | 4100 |
| Sr. Assoc. AD for Administration/SWA (Lynda Tealer) | 6050 | Gator Boosters, Inc. | 5000 |
| Sr. Assoc. AD, Compliance & Sports Administration (Jamie McCloskey) | 6022 | GatorVision | 6633 |
| Sr. Assoc. AD, Academic Affairs & Office of Student Life (Dr. Keith Carodine) | 5800 | Golf (Men's & Women's) | 4710 |
| Sr. Assoc. AD, External Affairs/Marketing & Promotions (Mike Hill) | 6600 | Golf Pro Shop | 4700 |
| Sr. Assoc. AD, Internal Affairs (Chip Howard) | 6032 | Gymnastics | 5500 |
| Assoc. AD, Administration (Mike Spiegler) | 6037 | Human Resources | 6300 |
| Assoc. AD, Communications (Mary Howard) | 6100 | Information Technology | 6499 |
| Assoc. AD, Communications (Steve McClain) | 6100 | Lacrosse | 5400 |
| Asst. AD, Communications (Fred Demarest) | 6100 | Licensing | 6540 |
| Asst. AD/Controller (Susan Parrish) | 6400 | Maintenance | 6200 |
| Asst. AD/Historian (Norm Carlson) | 6100 | Marketing & Promotions | 6600 |
| Asst. AD, Marketing (Martin Salamone) | 6600 | Operations | 6042 |
| Asst. AD, Sports Health & Nutrition (Chris Patrick) | 4800 | Procurement Services & Risk Management | 6700 |
| Asst. AD, Office of Student Life (Tom Williams) | 5821 | Soccer | 5554 |
| Asst. AD, Ticket Office (Mark Gajda) | 6800 | Softball | 5554 |
| Accounting | 6400 | Sportshop | 6512 |
| Aviation | 373-0517 | Student Life | 5800 |
| Baseball | 4457 | Swimming & Diving (Men's & Women's) | 4545 |
| Basketball (Men's) | 4200 | Tennis (Men's & Women's) | 4600 |
| Basketball (Women's) | 5511 | Ticket Office | 6800 |
| Central Receiving | 6767 | Track & Field/Cross Country (Men's & Women's) | 4400 |
| Communications | 6100/02/03 | Volleyball | 5510 |
| Compliance | 6022 | Women's Administration | 6050 |
| Concessions | 6500 | | |

CREDITS

The official 2012-13 University of Florida Men's Basketball media guide has been published by the University of Florida Athletic Association, Inc. All rights are reserved by the UAA, Inc. Copyright 2012. This guide has been written and edited by the University of Florida Communications Department.

Executive and Managing Editor: Denver Parler

Associate Editors: Matt Haas, Anthony Prisco, Dawn Zinsmaster

Photographers: UF Information Services (Ray Carson, Director), Ron Irby, Jim Burgess, Jason Parkhurst, Jay Metz, Nathaniel S. Butler (NBAE/Getty Images), Allen Cheuvront, David Coyle, Scott Cunningham (NBAE/Getty Images), Adrian Dennis, Tom DiPace, Bruce Fine, Jeff Gage, Marcie Hall, David Hobby, Erik Lesser, Doug Lind, Melissa Majchrzak, Fernando Medina, NBAE, Al Messerschmidt, Eric Miller, John Moran, Steve Morton, NBA Photos, NCAA photos, Gene Page, Roby Page, Art Seitz, Ron Warren, Kevin Wisniewski, Jason Howey, Bob Rosato, Paul Chapman, Glen Danforth.

Cover and Page Design/Production: Summit Athletic Media (summitathletics.com)

THE BILLY DONOVAN LEGACY AT FLORIDA

There was a time when people said the University of Florida would never have extended success in men's basketball. The pockets of success would be there but the program would never win on a consistent basis. One man changed that culture.

BUILDING A CHAMPIONSHIP TRADITION

University of Florida head coach Billy Donovan has made history at the University of Florida in just 15 years. His first decade at UF was filled with a host of firsts, culminated on April 3, 2006 when he guided UF to its first national championship in men's basketball. The start of his second decade at UF began with the school's second straight national title and a school-record 35 wins in 2006-07. He is one of only five active coaches and 13 all-time to have led his team to multiple national titles and became the third youngest coach in NCAA history to do so. Donovan has written and rewritten history at Florida, and at just 46 years of age, has joined the ranks of the greatest coaches of all-time.

DONOVAN'S MILESTONES

- 2006 and 2007 NCAA Champions
- 2000, 2006 and 2007 Final Fours
- 2000, 2001, 2007 and 2011 SEC Champions
- 2000, 2001, 2002, 2007 and 2011 SEC East Champions
- 2005, 2006 and 2007 SEC Tournament Championship
- First Win at UF...Nov. 22, 1996 (UF 80, UCF 63)
- 50th Win at UF...Nov. 19, 1999 (UF 96, Florida State 61)
- 100th Win at UF...March 4, 2001 (UF 94, Kentucky 86)
- 150th Win at UF...Nov. 25, 2003 (UF 112, Montana State 73)
- 200th Win at UF...Dec. 3, 2005 (UF 80, UCF 47)
- 236th Win at UF (breaking the school record)...Dec. 20, 2006 (UF 88, Stetson 67)
- 250th Win at UF...Feb. 14, 2007 (UF 76, Alabama 67)
- 300th Win at UF...Jan. 14, 2009 (UF 68, Auburn 65)
- 350th Win at UF...Feb. 9, 2011 (UF 79, South Carolina 60)

BILLY DONOVAN & UF — BEFORE AND AFTER

| | Before Donovan (77 seasons) | With Donovan (16 seasons) |
|-----------------------------|--------------------------------|------------------------------|
| NCAA Tournament Appearances | 5 | 12 |
| 20-win seasons | 5 | 14 |
| 30-win seasons | 0 | 2 |
| SEC Titles | 1 | 4 |
| SEC East Titles | 1 | 5 |
| SEC Tournament Titles | 0 | 3 |
| Final Fours | 1 | 3 |
| NCAA Title Game Appearances | 0 | 3 |
| NCAA Titles | 0 | 2 |
| NCAA Tournament Wins | 7 | 28 |
| NBA First-Round Picks | 2 | 9 |
| Avg. Wins Per Year | 11.5 | 24.1 |
| No. of weeks ranked | 44 | 188 |
| Times Ranked In Top 10 | 12 | 108 |
| Times Ranked No. 1 | 0 | 6 |
| McDonald's All-Americans | 3 | 14 |

NCAA TITLES SINCE 2000

| | |
|----------------|----------|
| FLORIDA | 2 |
| North Carolina | 2 |
| Duke | 2 |
| Connecticut | 2 |
| Kansas | 1 |
| Kentucky | 1 |
| Maryland | 1 |
| Michigan State | 1 |
| Syracuse | 1 |

FINAL FOUR APPEARANCES SINCE 2000

| | |
|----------------|----------|
| Kansas | 5 |
| Michigan State | 5 |
| North Carolina | 4 |
| FLORIDA | 3 |
| Connecticut | 3 |
| Duke | 3 |
| UCLA | 3 |
| Butler | 2 |
| Kentucky | 2 |
| Louisville | 2 |
| Maryland | 2 |
| Ohio State | 2 |
| 17 tied | 1 |

LONGEST ACTIVE STREAKS OF 20-WIN SEASONS

| | |
|----------------|-----------|
| Kansas | 23 |
| Duke | 16 |
| Gonzaga | 15 |
| Syracuse | 15 |
| FLORIDA | 14 |
| FLORIDA | 14 |



COACHING STAFF



BILLY DONOVAN

HEAD COACH

16 Years at Florida (386-158, .710)
 18 Years overall (421-178, .703)
 2006 and 2007 National Champions
 2000, 2001, 2007 and 2011 SEC Champions
 2000, 2001, 2002, 2007 and 2011 SEC East Champions
 2005, 2006 and 2007 SEC Tournament Champions
 2000 NCAA runner-up
 2011 SEC Coach of the Year

As a player he was known simply as "Billy the Kid." A player with fire, passion and discipline. An overachiever.

A kid no more, Donovan has done the unthinkable in 16 years at Florida. He has taken a program that experienced pockets of success and has made history.

Two National Championships and three appearances in the title game.

Three consecutive SEC Tournament titles – the only three in UF history.

The No. 1 ranking in the nation in four different seasons, including starting and finishing the 2006-07 season in that spot.

14 straight 20-win seasons, two 30-win seasons, including a school record 35 wins in 2006-07.

Fifteen consecutive postseason appearances.

There was a time when any of these goals seemed unattainable for the University of Florida basketball program. Until March 27, 1996, when Florida athletic director Jeremy Foley hired the up-and-coming Donovan who has turned the Gators into a perennial national power.

Under Donovan, the once unattainable goals of the program have become a reality, as he has taken the University of

DID YOU KNOW?

Billy Donovan and Dick Harp are the only two men who have played in a Final Four, served as an assistant coach on a Final Four team and was a head coach of a Final Four team? Donovan served as an assistant on the 1993 Kentucky team that advanced to the Final Four, while Harp served as an assistant on the 1952 and 1953 Kansas teams that advanced to the Final Four.

Florida and established it among a very short list of elite programs in the nation. He has joined the greats in his profession and elevated the University of Florida to be mentioned among the great programs in college basketball. In 2007, his Gators became just the seventh team in NCAA history and the first in 15 years to win back-to-back titles. He joined Adolph Rupp as only the second coach in SEC history to guide his team to multiple national titles. In April of 2010, he received the Wooden Award's "Legends of Coaching" honor, the youngest recipient ever.

For those who have followed Donovan's career it should come as no surprise that he has made Florida basketball a winner.

He was a winner at Providence College, where he led the Friars to their best season in school history and a trip to the Final Four in 1987. He was a winner when he laced it up as a New York Knick with the elite athletes in the NBA. He was a winner in five years as an assistant at Kentucky and was part of the Wildcats' Final Four run in 1993. He was a winner as a head coach when he inherited a struggling Marshall program and in two short years won more than 60 percent of his games and put fans back in the seats. And now he has created hoop hysteria in Gainesville. Donovan is one of only two people in the history of Division I college basketball who have played in a Final Four, served as an assistant coach on a Final Four team and participated in the Final Four as a head coach.

Under Donovan, Florida has set a school record with 15 straight post-season appearances, including NCAA Tournament appearances 12 of the last 14 seasons and four Elite Eight appearances in the past seven seasons. The Gators

DID YOU KNOW?

With a 28-10 mark in the NCAA Tournament, Donovan's .739 winning percentage is third-highest among active coaches, trailing only Mike Krzyzewski and Roy Williams. Since 2006, the Gators are 18-3 (.857) in the NCAA Tournament.



COACHING STAFF

THE DONOVAN FILE

COACHING EXPERIENCE:

| | |
|--------------|-----------------------------------|
| 1989-90 | Kentucky Graduate Assistant Coach |
| 1990-93 | Kentucky Assistant Coach |
| 1993-94 | Kentucky Associate Coach |
| 1994-96 | Marshall Head Coach |
| 1996-Present | Florida Head Coach |

YEAR-BY-YEAR COACHING RECORD

| Year | School | Overall Record | League | Post-season |
|------------|----------|----------------|----------------|---------------------------|
| 1994-95 | Marshall | 18-9 (.667) | 10-4 (.714) | |
| 1995-96 | Marshall | 17-11 (.608) | 8-6 (.571) | |
| 1996-97 | Florida | 13-17 (.433) | 5-11 (.313) | |
| 1997-98 | Florida | 14-15 (.483) | 6-10 (.375) | NIT; 0-1 |
| 1998-99 | Florida | 22-9 (.710) | 10-6 (.625) | NCAA Sweet 16; 2-1 |
| 1999-00 | Florida | 29-8 (.783) | 12-4 (.750) | NCAA Runner-Up; 5-1 |
| 2000-01 | Florida | 24-7 (.744) | 12-4 (.750) | NCAA Second Round; 1-1 |
| 2001-02 | Florida | 22-9 (.710) | 10-6 (.625) | NCAA First Round; 0-1 |
| 2002-03 | Florida | 25-8 (.758) | 12-4 (.750) | NCAA Second Round; 1-1 |
| 2003-04 | Florida | 20-11 (.645) | 9-7 (.563) | NCAA First Round; 0-1 |
| 2004-05 | Florida | 24-8 (.750) | 12-4 (.750) | NCAA Second Round; 1-1 |
| 2005-06 | Florida | 33-6 (.846) | 10-6 (.625) | NCAA Champions; 6-0 |
| 2006-07 | Florida | 35-5 (.875) | 13-3 (.813) | NCAA Champions; 6-0 |
| 2007-08 | Florida | 24-12 (.667) | 8-8 (.500) | NIT Semifinals; 3-1 |
| 2008-09 | Florida | 25-11 (.694) | 9-7 (.563) | NIT Quarterfinals; 2-1 |
| 2009-10 | Florida | 21-13 (.618) | 9-7 (.563) | NCAA First Round; 0-1 |
| 2010-11 | Florida | 29-8 (.783) | 13-3 (.813) | NCAA Elite Eight; 3-1 |
| 2011-12 | Florida | 26-11 (.703) | 10-6 (.625) | NCAA Elite Eight; 3-1 |
| Overall | 18 Years | 421-178 (.703) | 178-106 (.627) | 15 postseason appearances |
| Rec. at UF | 16 Years | 386-158 (.710) | 160-96 (.625) | 33-13 (28-10 in NCAA) |

COACHING HONORS:

| |
|--|
| Basketball Times National Rookie Coach of the Year, 1994 |
| West Virginia College Coach of the Year, 1994 |
| Southern Conference Coach of the Year, 1994 |
| Gainesville Sun Sportsperson of the Year, 1999 |
| NABC District VI, Coach of the Year, 2000 |
| ESPN.com National Coach of the Year, 2001 |
| NABC District VI Coach of the Year, 2003 |
| United States Sports Academy, National Coach of the Year, 2007 |
| Wooden Award's "Legends of Coaching" Honor, 2010 |
| SEC Coach of the Year, 2011 |

PLAYING EXPERIENCE:

| | |
|---------|-----------------------|
| 1983-87 | Providence College |
| 1987-88 | New York Knicks (NBA) |

PLAYING HONORS:

| |
|--|
| Honorable Mention All-America (UPI), 1987 |
| All East, 1987 |
| NABC All District, 1986 (second team), 1987 (first team) |
| All Big East, 1986 (third team), 1987 (first team) |
| New England Player-of-the-Year, 1987 |
| Providence Male Athlete-of-the-Year, 1986, 1987 |
| Providence Captain, 1986, 1987 |
| Providence MVP, 1986, 1987 |
| NCAA Southeast Region Most Outstanding Player, 1987 |
| Big East All-Tournament Team, 1987 |
| All-Time Providence Civic Center Team, 1999 |
| Providence Hall of Fame, 1999 |

EDUCATION:

| |
|---|
| St. Agnes High School, 1983 |
| Providence College, 1987 (Bachelor of Arts in General Social Studies) |

Date of Birth: May 30, 1965

Family: Wife - The former Christine D'Auria

Children - William (20, 2/10/92), Hasbrouck (18, 3/12/94), Bryan (15, 1/6/97) and Connor (10, 11/18/01)

have also put together 14 consecutive 20-win seasons for the first time in school history.

UF made the school's first-ever appearance in the National Championship game in 2000 before winning the title in both 2006 and 2007. Donovan has won 28 NCAA Tournament games, more than triple all previous UF coaches combined, and on Dec. 20, 2006, became the school's all-time leader in career wins, posting his 236th at UF, a total he has since risen to 386, third in SEC history.

After the school had just one Southeastern Conference championship in 77 seasons prior to his arrival, Donovan has tallied four SEC titles (2000, 2001, 2007 and 2011). Florida and Kentucky are the only two SEC schools to capture consecutive league crowns in the past 34 years. Florida has captured five SEC East titles under Donovan and won three straight SEC Tournament titles from 2005-07, the only three in school history. In leading the Gators to the SEC crown for the fourth time in 2011, Donovan picked up the first SEC Coach of the Year honor of his career.

Florida won 261 games in the first decade of this century, the fifth-highest total in the nation and the highest total in the SEC in that time, and nearly 100 wins better than any other decade in UF history.

His winning percentage at UF (.710) is the best among all Gator coaches who spent more than one season in Gainesville and he reached the 100-victory mark at UF quicker

than any coach in school history, needing just 154 games to reach the century plateau. He won his 200th game at UF on Dec. 3, 2005 and broke the school record for wins on Dec. 20, 2006, doing so in 92 games fewer than previous record-holder Norm Sloan. In 2008-09 he became the first UF coach to win 300 games, and he will go for his 400th win at UF in 2012-13 as he enters the season with a 386-158 record leading the Orange and Blue. Donovan picked up his 400th overall career win (including his two years at Marshall) with Florida's win over Stetson on Nov. 28, 2011, and holds a 421-178 record.

Donovan's teams have knocked off 57 ranked opponents during his tenure, including a 14-2 mark during the Gators' two-year run as NCAA champions. Since 2006, Donovan has led UF to an 18-3 record in NCAA Tournament action. His .737 career winning percentage (28-10) in the NCAA Tournament ranks third among active coaches, trailing only Mike Krzyzewski and Roy Williams.

Donovan's squads have led the SEC in a statistical category 54 times, including 42 offensive categories. A total of 20 players have earned 66 All-SEC honors, including Chandler Parsons, who became the first Gator in the 79-year history of the SEC to be named the SEC Player of the Year after the 2010-11 season. Sixteen of his freshmen have been recognized as among the best in the league, including in 2011-12 when Bradley Beal became the first Gator to be named both SEC All-Freshman and first-team All-SEC.

Nine of Donovan's players have been first-round draft picks in the NBA Draft, after the school boasted only two before his arrival and he has inked 14 McDonald's All-Americans after UF had just three prior to his arrival. In 2007, the University of Florida became the first school to have three players taken in the top 10 picks of the NBA Draft, as Al Horford went third overall, Corey Brewer seventh and Joakim Noah ninth. UF had five players taken in the 2007 NBA Draft and has had six first-round picks since 2005.

The fans have taken notice, attendance is up by over 5,000 spectators a year since Donovan's arrival and UF shattered the school record for average attendance in 2006-07 with an 11,826 average per game, including a school record 12,621 in the Gators' thrashing of Ohio State on Dec. 23, 2006. A record 226,815 fans passed through the turnstiles of the O'Dome in 2007-08.

Off the court, Donovan's players have excelled in the classroom. A league-best 58 SEC Academic Honor Roll honors have been earned by 33 student-athletes under Donovan, including a league record six in 1997 and 1998. In 2002-

DID YOU KNOW?

Florida had just two first-round draft picks prior to Donovan's arrival. UF has had nine first-round selections under Donovan.

COACHING STAFF

03, Matt Bonner earned his second consecutive Academic All-American of the Year award while earning First Team Academic All-America honors for the third straight year. Carrying a 3.98 GPA, Bonner is also the only player in school history to be named to the Academic All-American team three times. Lee Humphrey added to that list in 2005-06, earning Second Team Academic All-America honors, while earning First Team honors in 2006-07. Humphrey was the two-time winner of the SEC Scholar Athlete of the Year Award, an award that Patric Young earned in 2012 and Ray Shipman won in 2010. Twenty-four of the 28 seniors who have suited up to play for Donovan have graduated from the University of Florida.

Donovan recently landed his first international head coaching assignment, serving as USA Basketball head coach for the 2012 U18 FIBA Americas, leading the USA squad to a gold medal.

although Brown declared for the NBA Draft. Donovan's five-man recruiting class in 2002 - highlighted by another McDonald's All-American Anthony Roberson and Matt Walsh again ranked among the nation's best. Corey Brewer was the ninth McDonald's All-American recruited by this current coaching staff, while Jai Lucas and Nick Calathes became the 10th and 11th McDonald's All-Americans signed by Donovan. Current Gators Kenny Boynton and Patric Young and 2012 first-round draft pick Bradley Beal are the 12th, 13th and 14th McDonald's All-Americans signed by Donovan, while Mike Rosario, a former McDonald's All-American, transferred to UF after his sophomore season at Rutgers.

The recruiting efforts have paid dividends on the floor. After inheriting a squad that scored 66.8 points a game, shot .429 from the field and won just 12 games the year before his arrival, Donovan's squads have ranked among

DID YOU KNOW?

Florida has led the SEC in an offensive team statistic 42 times under Billy Donovan. UF had led the conference in an offensive team statistic just three times prior to his arrival.

rallied from halftime deficits five times on the year.

The 2006-07 squad will go down as one of the great teams in college basketball history, closing out with a 35-5 mark, starting the year as No. 1 in the nation, and finishing the year in the same spot after another convincing NCAA Tournament run. With the pressures of college basketball's first possible repeat champion in 15 years, Donovan pushed all the right buttons, managing the complex personalities of one of the most talented lineups in the history of college basketball.

Florida dominated the Southeastern Conference, going 13-3 and winning the school's fourth SEC title and only its second outright title. The Gators demolished the field at the SEC Tournament to win the school's third straight title in the event.

Each of Florida's top six players were honored by the league, as Joakim Noah, Al Horford and Corey Brewer earned First Team All-SEC honors, Taurean Green earned Second Team honors, Lee Humphrey was the SEC Scholar Athlete of the Year and Chris Richard the Sixth Man of the Year. Noah (Second Team) and Horford (Third Team) earned AP All-America honors for their tremendous efforts.

The Gators went 8-1 against ranked opponents, including 3-0 against top-five teams. The Gators won their first six games of the season before dropping two out of three with a depleted roster. Donovan then led the team to its third 17-game winning streak in the last two years, as the Gators held the No. 1 spot from Jan. 15 until Feb. 19, the longest continuous run in school history.

After winning the SEC regular season title, the Gators shifted into another gear as the postseason approached. Florida won each of its three SEC Tournament games by 17+ points, waltzing to a third straight title behind an MVP performance from Horford.

After dismantling Jackson State in the NCAA Tournament opener, the Gators rallied from a two-point halftime deficit against Purdue to advance to the school's fourth Sweet 16 in the last nine years. Donovan guided the Gators to wins over Butler and Oregon to advance to the Final Four for the third time in his tenure and the second straight year behind a regional MVP performance from Green.

At the Final Four, the Gators proved to once again be the dominant team in college basketball, easily defeating UCLA in the national semifinal, then completing a dream season with a nine-point victory over Ohio State in the national title game, as Brewer earned MVP honors.

The 2006-07 Gator squad led the nation in field goal percentage (.526) and margin of victory (+17.2), while leading the SEC in seven major categories.

The 2005-06 team was one of the truly special teams in recent basketball history, tearing through the NCAA Tournament field to the Gators' first NCAA title. Donovan led the Gators to a then-school record 33 wins, including a record 17 straight to start the season. Florida served notice early in the season starting the year unranked and marching to the title of the Coaches vs. Cancer Classic at Madison Square Garden, beating ranked and much more experienced opponents, Wake Forest and Syracuse in the

DONOVAN AS A PLAYER:

| Providence | Overall | 3-Point | | | | | | |
|---------------|------------|-----------------------|----------------------|-----------------------|------------|------------|-------------|-------------|
| YEAR | G | FG-FGA (PCT) | FG-FGA (PCT) | FT-FTA | REB | ASST. | PTS | AVG |
| 1983-84 | 28 | 25-68 (.368) | ----- | 15-21 (.714) | 23 | 85 | 65 | 2.3 |
| 1984-85 | 29 | 41-87 (.471) | ----- | 10-15 (.667) | 16 | 71 | 92 | 3.2 |
| 1985-86 | 31 | 183-358 (.511) | ----- | 103-130 (.792) | 49 | 147 | 469 | 15.1 |
| 1986-87 | 34 | 203-467 (.435) | 97-237 (.409) | 199-236 (.843) | 102 | 243 | 702 | 20.6 |
| TOTALS | 122 | 452-980 (.461) | 97-237 (.409) | 327-402 (.813) | 190 | 546 | 1328 | 10.9 |

New York Knicks

| YEAR | G | FG-FGA | PCT | FT-FTA | PCT | REB | PTS | AVG |
|---------|----|--------|------|--------|------|-----|-----|-----|
| 1987-88 | 44 | 44-109 | .404 | 17-21 | .810 | 25 | 105 | 2.4 |

Donovan vs. opponents as a player: (67-54)

UAB 1-0; Alabama 1-0; American 1-0; Assumption 2-1; Arizona 1-0; Arkansas-Little Rock 1-0; Austin Peay 1-0; Boston College 5-3; Boston University 1-0; Brown 4-0; Chaminade 1-0; Connecticut 5-2; Dayton 0-1; Farleigh Dickinson 0-1; Georgetown 2-9; George Mason 1-0; Hofstra 1-0; Holy Cross 4-0; Howard 4-0; Illinois State 0-1; Long Island 0-1; Louisiana Tech 0-1; Maine 2-0; Marquette 0-1; Miami 1-0; Northeastern 1-0; Notre Dame 0-2; Penn 1-0; Pittsburgh 2-6; Rhode Island 4-0; Richmond 0-1; Rider 1-0; Seton Hall 9-1; Siena 1-0; St. John's 4-6; Syracuse 0-8; Temple 1-0; Tulsa 0-1; Villanova 2-7; Virginia 1-0; West Texas State 1-0; Xavier 0-1.

The 47-year-old Donovan, who was officially hired as Florida's 17th head coach on March 27, 1996, has certainly lived up to his national reputation as one of the nation's top coaches who preaches an up-tempo, full-court, pressing style of play built around a tremendous work ethic.

The work ethic at Florida started in the recruiting trenches. Just eight months into the job in Gainesville, Donovan landed two of the premier prep players in the state (4A Player of the Year Major Parker and 6A Player of the Year Brent Wright). With a full year under his belt, Donovan and his staff pushed themselves even harder and the results showed. Once again, the focus of the recruiting efforts remained in Florida and the Gators got early commitments from four of Florida's best - Teddy Dupay, LaDarius Halton, Udonis Haslem and Sylbrin Robinson. Those early commitments allowed Donovan and his staff to pursue one of the nation's most coveted high school stars, South Dakota standout Mike Miller. Miller, who joined Dupay on the prestigious McDonald's All-American team, chose Florida over Kansas and Kentucky to give the Gators a consensus top-five recruiting class.

Proving that class was no fluke, Donovan put together another consensus top-five recruiting class in 1999. This one landed another pair of McDonald All-Americans (Brett Nelson and Donnell Harvey joined Matt Bonner and Justin Hamilton as freshmen in 1999-2000). Florida was the only school in the nation to have multiple selections in the 1998 and 1999 McDonald's All-American games. The 2000 class included a Parade All-American, Orien Greene. The 2001 class featured a nation's best three McDonald's All-Americans - Kwame Brown, David Lee and James White,

the nation's best, averaging 26.1 wins per season the past decade while scoring nearly 80 points per game.

Despite losing three seniors from the previous season, the 2011-12 team made its second straight trip to the Elite Eight and its fourth in the past seven years, most of any school over that span besides North Carolina (five) and Kansas (four). Florida finished with a 26-11 mark and reached 25 wins for the seventh time in the past 13 seasons, while posting a 10-6 mark in SEC play. The team led the nation in 3-pointers with 9.6 per game and totaled a school-record 357 3-point field goals, which also ranks as the second-highest single-season total in SEC history. Florida hit 10 or more 3-pointers in 22 games, the most ever for a Donovan-coached team. Erving Walker ascended to fourth on the UF all-time scoring list while leading the SEC in assist-to-turnover ratio.

The 2010-11 Gators had one of the most impressive seasons in school history as UF finished the season with a 29-8 record, the 29 wins tying with the 1994 and 2000 Final Four teams for third-most wins in school history. Along the way, Florida won 13 of 16 SEC games, claiming just the third outright conference title in school history, Donovan was named SEC Coach of the Year for the first time in his career and Parsons became the first Gator to be honored as SEC Player of the Year. The Gators reached the Elite Eight before falling to eventual national finalist Butler.

In 2009-10, the Gators returned to the NCAA Tournament, posting wins over No. 2 and returning NCAA runner-up Michigan State along the way. Erving Walker earned Second Team All-SEC honors, while Kenny Boynton earned SEC All-Freshman honors. A relentless team, the Gators

COACHING STAFF

process.

Florida reached New Year's undefeated for the first time in school history and finished regular season non-conference play a perfect 14-0. After finishing second in the SEC East, Florida turned it up a notch once the calendar turned to March. Florida defeated Kentucky at Rupp Arena for the first time since 1998, taking a 15-point decision on Senior Day. The Gators then stormed Nashville and took home their second straight SEC Tournament title, defeating Arkansas, LSU and South Carolina to claim the crown.

Florida then raced through the NCAA Tournament, demolishing its opponents by an average of 16.0 points per game in its six victories. The Gators opened with 26- and 22-point wins, respectively, over South Alabama and Wisconsin-Milwaukee and then swept Big East opponents Georgetown and Villanova in the Minneapolis Region to advance to the Final Four. Once in Indianapolis at the Final Four, Florida left no doubt about the most dominant team in the 2006 tourney, beating George Mason by 15 in the national semifinal, then UCLA by 16 in the national title game. Florida became the first school since UCLA in 1968 under legendary coach John Wooden, to win both the national semifinal and the final by 15+ points.

Joakim Noah earned Final Four MVP and Minneapolis Region MVP honors and was tremendous during the NCAA Tournament. The 6-11 forward averaged 16.2 points, 9.5 rebounds and swatted an NCAA Tournament record 29 shots over the six games.

Noah earned First Team All-SEC honors while Donovan's ideal plan of balance was executed to its fullest potential in 2005-06. All five starters averaged in double-figures. All five were honored by the SEC. Florida finished second in the nation in field goal percentage and was among the national leaders in assists, as the group took Donovan's lead, made the extra pass and played the game unselfishly.

During the Gators' two-year run as national champions, Donovan led the squad to 18 straight postseason wins, the longest by any program since the great UCLA teams of John Wooden won 28 straight games. Donovan's teams have broken 64 school (individual and team), SEC and NCAA Tournament records over the two years.

The 2004-05 season did nothing but solidify Donovan's place among the coaching elite, as he guided the Gators to a 24-8 mark and the school's first SEC Tournament title. Donovan blended a team with returning upperclassmen David Lee, Anthony Roberson, Matt Walsh and Adrian Moss with a group of talented freshmen and sophomores.

The Gators won 12 games in SEC play for the fourth time under Donovan and led the league in scoring and scoring margin. Most notably, however, the Gators finished third in the league in points per game surrendered, a vast improvement after finishing 11th the year before.

Anthony Roberson was runner-up for SEC Player of the Year, earned Honorable Mention All-America from the Associated Press and First Team All-SEC from both the league coaches and AP. David Lee became the first Gator in 15 years to average a double-double in SEC play and earned Second Team honors across the board while Matt Walsh was a Second Team choice by the league coaches.

The Gators were brilliant down the stretch, winning six of their final seven regular season games, capped with a 53-52 victory over Kentucky on Senior Day before a then-school record crowd of 12,602 fans. The Gators then stormed through Atlanta, taking the toughest route possible, defeating Mississippi State, a team it had lost to earlier in the year, defeating SEC West champion Alabama,

DONOVAN VS. OPPONENTS AS A HEAD COACH: (421-178)

| | | | | | |
|----------------------|-------|--------------------------|-------|-------------------|-------|
| Alabama | 17-5 | Kentucky | 13-25 | Rhode Island | 1-0 |
| Albany | 1-0 | Liberty | 1-0 | Richmond | 0-1 |
| American University | 3-0 | Long Island | 1-0 | Rider | 1-0 |
| Appalachian State | 3-2 | Longwood | 1-0 | Robert Morris | 1-0 |
| Arizona | 2-1 | Louisiana-Lafayette | 1-0 | Rutgers | 4-1 |
| Arizona State | 1-0 | LSU | 11-8 | St. Peter's | 1-0 |
| Arkansas | 15-5 | Louisiana Tech | 1-0 | Samford | 1-0 |
| Auburn | 17-4 | Louisville | 0-3 | Sam Houston State | 2-0 |
| Belmont | 1-0 | Manhattan | 0-1 | San Diego State | 1-0 |
| Bethune-Cookman | 6-0 | Marquette | 1-0 | Savannah State | 1-0 |
| Bluefield | 1-0 | Maryland | 1-1 | South Alabama | 2-1 |
| Bradley | 1-0 | Massachusetts | 0-1 | South Carolina | 23-11 |
| Butler | 2-2 | McNeese State | 1-0 | South Florida | 3-0 |
| BYU | 1-1 | Miami (Fla.) | 3-1 | Southern | 1-0 |
| Canisius | 1-0 | Michigan | 1-0 | Southern Utah | 1-0 |
| Central Florida | 5-1 | Michigan State | 2-3 | Stanford | 0-1 |
| Central Michigan | 2-0 | Milligan College | 1-0 | Stetson | 10-0 |
| Charleston Southern | 3-0 | Mississippi | 13-6 | Syracuse | 1-3 |
| Charlotte | 1-0 | Mississippi State | 11-8 | Temple | 2-1 |
| Citadel | 2-0 | Mississippi Valley State | 1-0 | Tennessee | 16-17 |
| Coastal Carolina | 3-0 | Missouri-Kansas City | 1-0 | Tennessee Chatt. | 5-1 |
| Creighton | 1-2 | Montana State | 1-0 | Tennessee-Martin | 1-0 |
| Davidson | 1-4 | Morehead State | 3-0 | Tennessee Tech | 1-0 |
| Delaware | 0-1 | Morgan State | 1-0 | Texas | 0-2 |
| DePaul | 1-1 | Nevada | 0-1 | Texas A&M | 1-0 |
| Duke | 1-1 | New Hampshire | 3-0 | Toledo | 1-0 |
| Duquesne | 2-0 | New Orleans | 2-0 | Troy | 1-0 |
| Eastern Illinois | 1-0 | Nicholls State | 1-0 | Tulane | 2-0 |
| Eastern Kentucky | 4-0 | Norfolk State | 1-0 | UAB | 2-1 |
| East Tennessee State | 2-2 | North Carolina | 1-0 | UCLA | 3-0 |
| Florida A&M | 10-0 | North Carolina A&T | 1-0 | UC Santa Barbara | 1-0 |
| Florida Atlantic | 2-0 | North Carolina Central | 1-0 | Utah State | 1-0 |
| Florida Gulf Coast | 1-0 | North Carolina State | 2-0 | Vanderbilt | 22-12 |
| Florida State | 10-6 | NC Wilmington | 2-0 | Vermont | 1-0 |
| Furman | 1-1 | North Dakota State | 1-0 | Villanova | 1-1 |
| George Mason | 1-0 | North Florida | 3-0 | Virginia | 1-0 |
| Georgetown | 2-1 | Northwestern | 1-0 | VMI | 4-1 |
| Georgia | 23-10 | Ohio | 1-0 | Wake Forest | 1-1 |
| Georgia Southern | 9-0 | Ohio State | 2-3 | Washington | 1-0 |
| Gonzaga | 1-1 | Oklahoma State | 1-0 | Weber State | 1-0 |
| Hampton | 1-0 | Oregon | 1-0 | Western Carolina | 1-1 |
| High Point | 3-0 | Pennsylvania | 1-1 | Western Kentucky | 2-0 |
| Illinois | 1-0 | Penn State | 0-1 | West Virginia | 2-2 |
| Jackson State | 2-0 | Prairie View A&M | 1-0 | Winthrop | 1-0 |
| Jacksonville | 10-1 | Presbyterian | 1-0 | UW-Milwaukee | 1-0 |
| Jacksonville State | 1-0 | Providence | 3-0 | Wright State | 1-0 |
| Kansas | 1-1 | Puerto Rico | 1-0 | Xavier | 1-0 |
| Kansas State | 1-2 | Purdue | 1-1 | Yale | 1-0 |
| Kent State | 1-0 | Radford | 2-0 | | |

then picking up a 17-point win over Kentucky in the title game. The win over Kentucky gave Florida two wins over the Wildcats in the span of a week, the first team to beat them twice within a 10-day stretch since 1920.

Florida reached the NCAA Tournament and held off a solid Ohio team in the opening round before running into one of the hottest teams in the nation in Villanova in the second round. When it was all said and done the Gators had won 20 games for the seventh straight year, reached the NCAA Tournament for the seventh straight year, made history in the SEC Tournament and had finished with the fourth most wins in school history.

In 2003-04, Donovan came up with, arguably, one of his finest coaching efforts, molding the third youngest team in the nation into a squad that reached the SEC Tournament Championship game for the first time in a decade.

Eight of the 10 scholarship players at the season's end were in either their freshmen or sophomore years, as Donovan used a combination of seven different starting lineups throughout the year. Staring at 14-8 on Feb. 18, Donovan inspired his team to six wins in their final eight games heading into the NCAA Tournament, as the Gators won 20

games for the sixth straight season and reached the Dance for the sixth straight year.

Anthony Roberson earned Honorable Mention All-American honors and First Team All-SEC honors from both the coaches and Associated Press, while Matt Walsh earned Second Team honors from each and David Lee earned Second Team honors from the league coaches and Third Team honors from the AP. Roberson averaged 17.9 points per game, the highest ever by a Donovan-coached player at UF, while Walsh's 15.8 points per game were the fifth best single season average by one of his players at the time.

The season was filled with thrilling finishes, as the Gators defeated third-ranked Arizona at the Tip-Off Classic in Springfield, Mass., when Bonell Colas cut to the basket

DID YOU KNOW?

Florida's six SEC Academic Honor Roll selections in 1997 and 1998 were a league record. The Gators have an SEC-best 59 SEC Honor Roll selections since 1997.

COACHING STAFF

and finished a lay-up in the closing seconds, a victory that helped the Gators reach No. 1 in the nation on Dec. 8. Against Alabama in the SEC Tournament, Lee Humphrey hit a 17-foot jumper at the buzzer to give the Gators a thrilling 75-73 overtime victory, while Roberson followed the next day with a 35-point outburst against Vanderbilt, the most points by a Gator in over 20 years.

The 2002-03 team reached uncharted territories in one of the most successful seasons in school history. The Gators set a school record with 24 regular season wins, while reaching No. 1 in the nation for the first time in school history on Feb. 3, 2003. The Gators earned a No. 2 seed in the NCAA Tournament, their highest positioning ever in the postseason, while their 25 wins overall were the third most in school history.

A year after finishing just 2-7 in games decided by five points or less, Donovan's squad became a gritty bunch that found a way to win the close ones, claiming seven games decided by five points or less in 2002-03. The Gators tied the school record with a 14-game winning streak, while setting a new O'Connell Center record with a 19-game home winning streak that extended over the final four games of the 2001-02 season until the 2002-03 home finale. Florida was ranked wire-to-wire for the fourth straight year, while matching the school record for SEC wins in a 16-game season with 12.

Anthony Roberson earned SEC Freshman of the Year honors, the first Gator to do so in nearly two decades, while Matt Bonner earned First Team All-SEC honors, Honorable Mention All-America honors, was the Verizon Academic All-American of the Year for the second straight year and was honored as the Men's College Basketball Student Athlete of the Year.

The 2001-02 squad set school records with its fourth consecutive NCAA appearance and a fourth consecutive 20-win season while Donovan led the Gators to a share of their third straight SEC Eastern Division Championship. Florida put together a school-record 14-game winning streak and climbed to a then program-best number two ranking in both polls in the January 14th rankings. Florida posted a final record of 22-9, with the nine losses coming by just an average of 5.0 points per game - the lowest margin of defeat in school history. Florida trailed by more than 10 points just twice all year and seven games came down to the final possession. Florida boasted a league-high five SEC Academic Honor Roll selections and the squad featured the National Academic All-American of the Year (Matt Bonner). In all, the Gator squad set 12 team records, including a then-school-best attendance average of 10,805.

The 2000-01 squad tied a school record with a third straight 20-win season and a third consecutive bid to the NCAA Tournament. At the NCAA Tournament, UF won its opening round game for the third straight year for the first time in school history. The final tally showed 24 wins and a share of the Southeastern Conference Championship for the second consecutive year. UF was ranked No. 8 in the final Associated Press Poll, the highest finish in school history. Reaching those milestones wasn't easy. Florida players missed a combined 33 games because of injuries during the season and UF players had four surgeries during the SEC schedule. UF played at full strength for just nine games and none after December 28th. Florida played one game with seven scholarship players, 11 games with eight scholarship players and 10 games with nine scholarship players. Three of Florida's starters went down with injuries in a week's span of the SEC schedule, and after a 1-3 start to the SEC slate, the outlook was not good. UF's character and will prevailed, as the Gators won 11 of its

BILLY DONOVAN'S HIGHS AND LOWS (ALL-TIME)

| Category | Donovan Coaching | Opponent |
|------------------------------|---|--|
| Points First Half | High 65-4x, last vs. Eastern Kentucky, 12-27-03 | 70-by Kentucky, 12-19-95 |
| | Low 17- vs. Vanderbilt 2-28-98 | 14-2x, last by Presbyterian, 12-30-09 |
| Points Second Half | High 71-vs Jackson State, 3-16-07 | 62- by Western Carolina, 2-5-96 |
| | Low 19-vs. Michigan State, 3-23-03 | 11-Southern, 11-28-06 |
| Total Points | High 131-vs. New Hampshire, 11-29-99 | 125-by Western Carolina, 2-5-96 |
| | Low 45- vs. Auburn, 1-20-11 | 27-by Southern, 11-28-06 |
| Total FG Made | High 49- vs. Milligan College, 11-25-95 | 49- by Davidson, 1-27-96 |
| | Low 13-vs. Georgia Southern, 12-15-07 | 12-2x, last by Georgia, 3-2-05 |
| Total FG Attempts | High 83-vs. Florida Atlantic, 11-27-00 | 86- by Hampton 1-6-96 |
| | Low 38-vs. Georgia, 3-3-04 | 39- by Kentucky, 2-3-04 |
| Total FG Percentage | High .657 vs. Montana State, 11-25-03 (44-67) | .596-by Georgia, 1-27-10 |
| | Low .255-vs. Ga. Southern, 12-15-07 (13-51) | .245-by Georgia, 3-2-05 (12-49) |
| 3-Point FG Made | High 18-2x, last vs. Robert Morris, 12-30-96 | 17-by Arkansas, 1-14-98 |
| | Low 1-many times, last at Ole Miss, 2-20-10 | 0-by FAMU, 12-4-99 |
| 3-Point FG Attempts | High 39- vs. Duquesne, 12-3-97 | 38- by FAMU, 12-2-03 |
| | Low 10-3x, last vs. Kansas St, 12-18-10 | 5- by Louisiana Tech, 11-19-02 |
| 3-Point FG Percentage | High .667-2x, last vs. Arkansas, 3-10-06 (10-15) | .692 by Jackson State, 11-11-11 (9-13) |
| | Low .063-vs. Southern Utah, 11-20-08 (1-16) | .000-by FAMU, 12-4-99 (0-7) |
| Free Throws Made | High 40-vs. Morehead State, 12-22-98 | 41-by Western Carolina, 2-5-96 |
| | Low 2-5x, last vs. Kentucky, 3-10-12 | 1-4x, last by Georgia, 1-10-12 |
| Free Throws Attempted | High 50-vs. Morehead State, 12-22-98 | 50-by Kansas State, 12-2-96 |
| | Low 2-vs. Kentucky, 3-10-12 | 2-by South Florida, 12-8-02 |
| Free Throw Percentage | High 1.000-many, last vs. Kentucky, 3-10-12 (2-2) | 1.000-many, last by Kentucky, 2-7-12 (11-11) |
| | Low .375-vs. Kentucky, 3-13-11 (3-8) | .111-by Georgia, 1-10-12 (1-9) |
| Offensive Rebounds | High 24-vs. Jackson State 3-16-07 | 26-by Villanova, 3-26-06 |
| | Low 1-vs. LSU, 2-13-01 | 2-by Virginia, 3-16-12 |
| Defensive Rebounds | High 40-vs. FAMU, 12-2-03 | 38-by UAB, 12-27-97 |
| | Low 13-vs. Auburn, 2-11-98 | 10-by Montana State, 11-25-03 |
| Total Rebounds | High 62-vs. Jackson State, 3-16-07 | 57-by UAB, 12-27-97 |
| | Low 20-vs. Jacksonville State, 2-12-96 | 17-2x, last by Bethune-Cookman, 12-9-05 |
| Assists | High 32-vs. Eastern Illinois, 11-21-02 | 32-by Kentucky, 12-2-94 |
| | Low 4-vs. Manhattan, 3-18-04 | 3-2x, last by Stetson, 11-15-09 |
| Blocked Shots | High 14-vs. Eastern Illinois, 11-21-02 | 13-by Kentucky, 12-27-94 |
| | Low 0-many, last vs. Virginia, 3-16-12 | 0-many, last by UAB, 1-3-12 |
| Steals | High 25-vs. Morehead State, 12-22-98 | 21-by Kentucky, 12-19-95 |
| | Low 0-vs. LSU, 2-19-05 | 1-many, last by Alabama, 3-9-12 |
| Turnovers | High 32-vs Kentucky, 12-19-95 | 37-3x last by Auburn 2-11-98 |
| | Low 3-vs South Carolina, 1-18-03 | 3-2x, last by Vanderbilt, 3-13-04 |
| Personal Fouls | High 33-3x last vs. V.M.I., 2-17-96 | 35-by Central Florida, 11-18-97 |
| | Low 4- vs. South Florida, 12-8-02 | 7-by Auburn, 1-12-08 |
| Biggest Wins | Home 75 pts vs. FAMU, 12-10-00 | |
| | Away 37 pts vs. Robert Morris (at Tucson), 12-30-96 | |
| Biggest Losses | Home 49 pts vs. Davidson, 1-27-96 | |
| | Away 41 pts at Kentucky, 12-27-94 | |

final 12 league games, with the only loss a buzzer beater at Kentucky.

The 1999-2000 squad will go down as one of the greatest in school history. With preseason expectations higher than ever, the squad became the first in school history to be ranked in the national polls wire-to-wire. The season began with a sold out crowd of 12,487 to witness Florida's 35-point win over Florida State in the O'Connell Center. The

season ended with 43,116 fans on hand at the RCA Dome in Indianapolis to watch the school's first-ever appearance in the National Championship game.

In between, there were a lot of other firsts for the Gator hoop program. For the first time in school history season tickets were sold out before November. The Gators went 12-4 in Southeastern Conference action to share the league championship with Kentucky, Tennessee and LSU

COACHING STAFF

- only the second SEC crown in the 81-year history of the program. Florida averaged 9,783 fans and averaged a school record 11,593 fans for SEC home games. The fan support, coupled with UF's average margin of victory of 31.3 points per game, supported one national magazine's preseason claim that the O'Dome is the "Scariest Place to Play" in the nation. Florida made a school-record 31 appearances on television, including eight on CBS and six on the ESPN Networks. UF faced a school-record 11 ranked opponents during the year and knocked off the nation's top-ranked team (Duke in the NCAA East Regional Semifinal) for the first time in school history. A day later UF topped Oklahoma State to advance to the Final Four for the second time in school history and made Donovan just the sixth coach to both play and coach in the Final Four. He then became the fifth of those coaches to appear in the national title game after Florida defeated North Carolina in the National Semifinals.

When the storybook season ended with UF's highest final ranking in school history (second in the ESPN/Coaches' Poll), a total of 34 school records were set. Living up to his offensive trademark of running and pressing, UF led the SEC in scoring, scoring margin and assists.

Donovan's third squad won 22 games (the fourth most in school history at the time), advanced to the Sweet 16

for the third time in school history and averaged 80.3 points per game. UF's 1998-99 regular-season winning percentage of .731 was the third best in school history and its 10 conference wins were the second most at UF since the league went to a 16-game league format in 1992. En route to setting or tying 30 school records, the 1998-99 Gators became only the second squad in school history to be ranked in the Final Polls (17th in ESPN and 23rd in Associated Press). UF led the SEC in three point field goal percentage, three pointers per game and steals. For the second consecutive year, Florida led the league with five selections to the SEC Academic Honor Roll.

Donovan's 1997-98 Florida squad made the school's first postseason appearance in three years and won more games and league contests than the year before despite playing a school-record tying eight ranked opponents. The Gators led the nation in an offensive team category for the first time in school history after posting an NCAA best 9.83 three pointers per game and they also led the Southeastern Conference in three point field goal percentage accuracy. All told, the 1997-98 team set six single-season records and four game records, while a league-record six student-athletes were named to the SEC Academic Honor Roll. The Gators defeated No. 7 Kentucky at Rupp Arena to mark the first time in 10 years Florida had defeated a ranked SEC team on the road and ended a 10-game slide to the

Wildcats. The win also marked the first time the Gators would defeat the eventual national champion in the regular season.

The first order of business on the court in season number one for Donovan was conditioning. The Gators lost a combined 61 pounds and decreased their body fat by a combined 27.7 percent before he ever coached a game at UF. Despite replacing three starters and more than 50 percent of the scoring from a club that won 12 games the year before and playing with just six scholarship players for over half of the SEC schedule, Donovan's first Florida squad broke nine school records during the 1996-97 season and won more games than the year before. The Gators ranked 10th nationally and went from worst to first in the league in three point shooting percentage as UF led the league in an offensive category for the first time since 1988-89. Every player who scored during the season set or tied career highs in single-game scoring, while seven of the eight players scored more points in 1996-97 than they did in their entire career entering the season.

Donovan's work ethic also gave Marshall University, home of Donovan's first head coaching job in March of 1994, a basketball facelift. Donovan inherited a program that went 9-18 the year before his arrival and turned a nine-man squad into believers. The result was an 18-9 record and a North Division Championship in the Southern Conference. Marshall averaged just 13 victories a season in the six years before Donovan arrived and finished the 1993-94 season as one of the 10 most improved teams in the nation. Along the way, six school records fell as smooth as three-pointers swishing in the net in Donovan's fast-paced offense. The Thundering Herd set school records for three pointers in a game (17), three-point attempts in a game (35), three-point attempts in a season (693) and three-pointers made in a season (253). Marshall led the Southern Conference in scoring (84.4), scoring margin (+6.8), free throw percentage (74.2), blocked shots (4.1), steals (11.2), turnover margin (plus-123) and attendance (6,574). Donovan was named the National Rookie Coach-of-the-Year by Basketball Times and added Southern Conference Coach-of-the-Year and West Virginia College Coach-of-the-Year (by West Virginia Sportswriters Association) honors.

It was more of the same in Donovan's second season in 1994-95. Marshall went 17-11, set five school records and led the league in scoring (91.4), field goal percentage (.495) and three-pointers per game (10.1). Nationally, the Thundering Herd offense ranked third, while its field goal percentage and three-pointers a game ranked sixth and second, respectively.

In two short years, his Marshall teams posted an overall mark of 35-20 (.636) and captured a league championship. In 55 games at the helm of the Thundering Herd his teams averaged 88.8 points a game, shot .472 from the field, .382 from three-point range and .717 from the line. On the average, his squads attempted 25 three-pointers a game and connected on 9.8 per game. Eleven times his squads had 100-plus points in a game and there was a 2,000-fan increase at the turnstiles in his two-year tenure.

Prior to his coaching job at Marshall, Donovan spent five years on Rick Pitino's staff at Kentucky. Donovan joined the Kentucky staff as a graduate assistant coach in 1989. Prior to the 1990-91 season he was promoted to assistant coach and then to associate coach before the 1993-94 season. During his five-year stay at Kentucky, the Wildcats posted a 122-38 (.762) record and advanced to the Final Four in 1993. In addition to his duties with on-floor coaching, Donovan also had a hand in recruiting all of the upperclassmen on the 1996 National Championship team.



COACHING STAFF

As much as any assistant has digested and learned from the up-tempo, full-court, pressing philosophy adapted by Pitino, Donovan may have as good a grasp as any. Not only did he spend five years under Pitino at Kentucky, he also played the style under him at Providence and later, with the New York Knicks in the NBA.

A native of Rockville Centre, N.Y., Donovan was a part-time player for the Friars in his first two seasons, averaging just over two points as a freshman and three points as a sophomore. Enter Pitino as head coach at Providence in 1985, and "Billy the Kid" was born. Once considered undersized and underdeveloped, Donovan thrived under the new system and finished his career as one of the premier players in Providence history. As a junior he averaged 15.1 points a game and shot better than 50 percent from the field at the guard spot. Donovan then averaged 20.6 points a game and earned honorable mention All-America honors (UPI) as a senior, capping off a magical ride to the 1987 Final Four by being named the Southeast Regional Most Outstanding Player. Donovan still holds three Providence school records (single season three pointers - 97; three-point attempts in a season - 237; minutes played in a season - 1234). Donovan was inducted into the Providence College Hall of Fame in June of 1999 and was named to the 10-man All-Time Providence Civic Center Team in January of 1999.

In the 1987 NBA Draft, Donovan was drafted in the third round (68th overall) by the Utah Jazz, where he played in the preseason before being waived. After a brief stint in the CBA with Wyoming, Donovan rejoined Pitino after signing a one-year contract as a free agent with the Knicks. Donovan played in 44 games, averaging 2.4 points and 2.0 assists per game.

After his one-year stint in the NBA, Donovan worked with an investment banking firm on Wall Street for a year before joining Pitino at UK.

Donovan's work ethic and never-say-die attitude was instilled at a young age when he played at St. Agnes High School in Long Island, New York. Never having enough time at the gym, Donovan was known to have propped open the door to the gym before leaving practice so he could return on his own to shoot. On at least one occasion, his worried mother, Joan, found his bed empty at 2 a.m. No worry, said his father, William, who was a standout guard at Boston College and graduated in 1962 as the third leading scorer in school history. Check the gym, and you will find him. Eventually, the school custodian gave Billy a key to the gym, and later his father built a lighted court in the back yard. The results paid off as Donovan earned first-team All-Long Island honors his last two seasons and led St. Agnes to the Long Island Catholic High School Championship his senior year.

Donovan and his wife, Christine, have four children, William (20), Hasbrouck (18), Bryan (15) and Connor (10).

BREAKDOWN DONOVAN IN THE NUMBERS

| By month.... | MU | UF | Totals |
|--------------|-------|---------|---------|
| November | 4-0 | 71-9 | 75-9 |
| December | 7-6 | 88-24 | 95-30 |
| January | 9-9 | 86-37 | 95-46 |
| February | 14-3 | 75-48 | 89-51 |
| March | 1-2 | 62-38 | 63-40 |
| April | 0-0 | 4-2 | 4-2 |
| Totals | 35-20 | 386-158 | 421-178 |

| By day.... | MU | UF | Totals |
|------------|-------|---------|---------|
| Sunday | 0-1 | 43-19 | 43-20 |
| Monday | 13-3 | 25-4 | 38-7 |
| Tuesday | 2-2 | 53-25 | 55-27 |
| Wednesday | 2-2 | 69-32 | 71-34 |
| Thursday | 1-1 | 34-7 | 35-8 |
| Friday | 4-2 | 46-12 | 50-14 |
| Saturday | 13-9 | 116-59 | 129-68 |
| Totals | 35-20 | 386-158 | 421-178 |

| By margin of victory... | MU | Opp. | UF | Opp. | Totals | Opp. TtIs. |
|-------------------------|----|------|-----|------|--------|------------|
| 1 | 2 | 0 | 10 | 14 | 12 | |
| 2 | 0 | 1 | 10 | 18 | 10 | 19 |
| 3 | 0 | 1 | 15 | 19 | 15 | 20 |
| 4 | 1 | 0 | 14 | 15 | 15 | 15 |
| 5 | 1 | 0 | 9 | 7 | 10 | 7 |
| 6 | 0 | 3 | 10 | 6 | 10 | 9 |
| 7 | 4 | 1 | 11 | 9 | 15 | 10 |
| 8 | 2 | 0 | 17 | 7 | 19 | 7 |
| 9 | 1 | 3 | 14 | 3 | 15 | 6 |
| 10 | 1 | 1 | 21 | 7 | 22 | 8 |
| 11 | 1 | 1 | 11 | 9 | 12 | 10 |
| 12 | 1 | 0 | 9 | 6 | 10 | 6 |
| 13 | 2 | 0 | 17 | 4 | 19 | 4 |
| 14 | 1 | 0 | 13 | 9 | 14 | 9 |
| 15 | 0 | 2 | 14 | 4 | 14 | 6 |
| 16 | 0 | 0 | 19 | 4 | 19 | 4 |
| 17 | 2 | 1 | 12 | 2 | 14 | 3 |
| 18 | 0 | 1 | 10 | 2 | 10 | 3 |
| 19 | 1 | 1 | 9 | 2 | 10 | 3 |
| 20 | 1 | 0 | 8 | 2 | 9 | 2 |
| 21+ | 14 | 4 | 133 | 9 | 147 | 13 |
| Totals | 35 | 20 | 386 | 158 | 421 | 178 |

THE SCORING BREAKDOWN

| Donovan | Florida (W-L) | Marshall (W-L) | Total |
|---------|---------------|----------------|---------|
| 40-49 | 2-2 | 0-0 | 2-2 |
| 50-59 | 11-23 | 0-2 | 11-25 |
| 60-69 | 54-64 | 0-3 | 54-67 |
| 70-79 | 122-50 | 7-4 | 129-54 |
| 80-89 | 114-17 | 8-7 | 122-24 |
| 90-99 | 50-2 | 10-3 | 60-5 |
| 100-109 | 24-0 | 4-1 | 28-1 |
| 110-119 | 7-0 | 4-0 | 11-0 |
| 120-129 | 2-0 | 2-0 | 4-0 |
| Totals | 386-158 | 35-20 | 421-178 |

| Opponent | Florida (W-L) | Marshall (W-L) | Total |
|----------|---------------|----------------|---------|
| 25-49 | 38-0 | 0-0 | 38-0 |
| 50-59 | 98-3 | 4-0 | 102-3 |
| 60-69 | 162-30 | 10-0 | 172-30 |
| 70-79 | 69-69 | 8-2 | 77-71 |
| 80-89 | 15-45 | 10-7 | 25-52 |
| 90-99 | 3-9 | 3-4 | 6-13 |
| 100-109 | 1-1 | 0-4 | 1-5 |
| 110-119 | 0-1 | 0-2 | 0-3 |
| 120-129 | 0-0 | 0-1 | 0-1 |
| Totals | 386-158 | 35-20 | 421-178 |

COACHING STAFF



RASHON BURNO

ASSISTANT COACH

Florida added Rashon Burno to its coaching staff on April 12, 2012, coming to the Gators from Manhattan College.

"He's a great worker and a high-character guy," Donovan said at the time of Burno's hiring. "He's almost at a point now where he has a chance to grow into something special. He probably has some things he'll need to learn and grow, but he's got a great upside. And he's really invested into our program because of the opportunity being given him."



As an assistant coach at Manhattan College, he helped the Jaspers to a 21-13 record in 2011-12, the team's first season under head coach Steve Masiello, and a postseason win in the CollegeInsider.com Tournament. That marked a massive 15-win turnaround for a team that went 6-25 in 2010-11, as the Jaspers also earned the 11th 20-win season in the program's 106-year history.

Burno, a three-year team captain at DePaul who played for the Blue Demons from 1998-2002, reunited with his former head coach Pat Kennedy as an assistant coach on his staff at Towson University in 2010-11. He began his coaching career as head coach at Marmion Academy in Chicago from 2007-10, while also serving as an economics and physical education teacher.

During his playing career at DePaul, Burno started 58 games and helped the Blue Demons to two postseason appearances, advancing to the 2001 NCAA Tournament and the 2000 National Invitational Tournament. He finished his career ranked third in DePaul history with 201 steals and was named to the 2001 Conference USA All-Tournament Team.

As a high school player, Burno helped anchor back-to-back national championship runs in 1996 and 1997 at St. Anthony's High School in Jersey City under head coach Bob Hurley.

Burno and his wife, Ellen, have three children: Rayshon Micah, Rashon Thomas Jr. and Braxton Stephen.



COACHING STAFF



MATT McCALL

ASSISTANT COACH

Matt McCall enters his second season at Florida, returning to the Gators after being involved with the men's basketball program while earning his undergraduate and graduate degrees at the University of Florida. His hiring at UF on April 25, 2011, came after three seasons as an assistant coach at Florida Atlantic where he served under Mike Jarvis.

"Matt is someone that worked for our program for seven years, he knows the University of Florida and he knows me," Donovan said after McCall's hiring. "I felt that it was really important to have a level of familiarity on my staff. He was a part of us winning two national championships here and he helped FAU win its league title. He has great ties in the state of Florida, and I'm thrilled to have Matt come back to the University of Florida."

The Gators posted a 26-11 record and earned an Elite Eight trip during the 2011-12 season, McCall's first year on the UF staff.

In each of the Ocala native's three seasons at FAU, the Owls improved dramatically. After a 6-26 record in 2009, FAU jumped to a 14-16 mark in 2009-10, but posted a 10-8 finish in the Sun Belt Conference. Finally, in 2010-11, the Owls posted the school's highest win total at the Division I level, finishing with a 21-11 mark, a Sun Belt championship and an appearance in the NIT, which marked just the second postseason berth in program history. FAU posted a mid-season eight-game win streak, which is a school-best since competing in Division I.

While with the Owls, McCall developed a reputation as an energetic recruiter, helping the Owls bring in several recruits, including Greg Gantt and Dennis Mavin from the Gainesville area and Raymond Taylor from Miami. Gantt was among conference and national scoring leaders and three-point shooters as he helped the Owls make the jump from six to 14 wins in 2009-10. In addition to his recruiting prowess, McCall focused on the backcourt and in-game



adjustments, as well as helping coordinate coaches' and players' camps throughout the year.

McCall originally joined the UF program as a student manager in the 2002-03 season and became the head manager the following year. After earning his degree in exercise and sports science in 2004, McCall continued with the program while earning his master's in secondary education in May 2006. McCall accepted a position as Florida's director of basketball operations, which he held for two seasons from 2006-08, including UF's second national title run in the 2006-07 season.

In total, the Gators earned two national championships, three straight SEC Tournament titles and an SEC championship during McCall's first stint with the program. The Basketball Times has featured McCall as one of the nation's up-and-coming young coaches.

McCall is the son of Beth and Wayne McCall. Wayne, a prominent Ocala attorney, was a linebacker and three-year letterwinner on the Gator football team from 1965-67.

McCall married the former Allison Rios in May 2012.



COACHING STAFF



JOHN PELPHREY

ASSISTANT COACH

After nine seasons as a head coach, John Pelphrey began a second stint as a Florida assistant in 2011. He previously served as an assistant coach with the Gators for six seasons from 1996-2002 and helped the team to a 124-65 record with a then-school record four straight appearances in the NCAA Tournament. Pelphrey was instrumental in the Gators advancing to their first-ever national championship game in 2000, following a Sweet Sixteen appearance in 1999. In his first season back in Gainesville, the Gators posted a 26-11 record and earned a trip to the Elite Eight.

"Having John back will be a great addition to our program," said Florida head coach Billy Donovan when Pelphrey was hired on April 12, 2011. "Obviously, he has a level of familiarity with me and with the University of Florida, which



makes this a great fit. John's a great coach, he's a great friend and has a love for Florida, and we're excited to bring him back."

Following his initial stay at Florida, the Paintsville, Ky., native went on to serve as head coach at South Alabama for five seasons from 2002-2007 and Arkansas for four seasons from 2007-11, earning two trips to the NCAA Tournament. Pelphrey holds a career 149-122 record (.550) as head coach, including an 80-63 mark (.559) at South Alabama and a record of 69-59 (.539) at Arkansas.

In 2005-06, Pelphrey guided the South Alabama Jaguars to a Sun Belt championship and the conference tournament

title, leading to a spot in the NCAA Tournament, where South Alabama fell to Florida on the way to the Gators' first national championship. Pelphrey earned Sun Belt Conference Coach of the Year honors that season as his team led the league in scoring margin and three-point defense and finished second in steals and scoring defense. South Alabama also improved its offensive output by 11 points over the previous season and finished 24-7.

In his final season at South Alabama, Pelphrey guided the Jaguars to a 20-12 mark (13-5 Sun Belt) and an appearance in the NIT, where the team fell at Syracuse in the opening round.

In 2007, Pelphrey was tabbed to lead the Arkansas program and responded by leading the team to 23 wins in 2007-08, the best total by a first-year coach in the school's history, while advancing to the SEC Tournament final and into the second round of the NCAA Tournament. The Razorbacks' win against No. 24 Indiana in the big dance was their first since 1999. That squad finished with a 23-12 record and reached as high as No. 18 in the national polls and posted a 6-2 record against ranked opponents. Those 23 wins were the most at Arkansas since 1999.

Though Pelphrey will not be on the Arkansas bench this season, he was instrumental in assembling the Razorbacks' 2011 recruiting class that rates in the top five nationally.

Prior to Pelphrey's first stint as a Florida assistant, he spent two seasons on Donovan's staff at Marshall, where the Thundering Herd went 18-9 in 1995 and 17-11 in 1996 after going 9-18 the year before they arrived. Prior to that, Pelphrey coached under Eddie Sutton at Oklahoma State in 1994, where the Cowboys went 24-10 and reached the second round of the NCAA Tournament.

Pelphrey began his coaching career following one season playing professionally in France and Spain.

He played two years under Sutton and three under Rick Pitino at Kentucky. Inducted into the Kentucky Hall of Fame in 2005 and named the Wildcats' Student-Athlete of the Year in 1989, his jersey number (No. 34) was retired in 1992. During his Kentucky career, he started 90 of 114 games and finished with a career scoring average of 11.0 points.

Named Mr. Basketball in the state of Kentucky as a senior at Paintsville High School in 1987, he scored 2,477 points and grabbed 1,316 rebounds for his career.

Pelphrey is married to the former Tracy Lyon and they have a son, Jaxson Hamilton and a daughter, Grace Donovan.



SUPPORT STAFF



DAVE "DUKE" WERNER

ATHLETIC TRAINER

Dave "Duke" Werner enters his ninth year as the University of Florida's men's basketball trainer, although he is no stranger to Gator athletics, having spent the previous 10 years working with the baseball program. Werner is responsible for the daily care, as well as prevention and rehabilitation of student-athlete's injuries in the basketball program. He joined the Florida training staff in June 1994.

In his first four years with the Gator basketball program, he has made a tremendous impact. Only one game was missed in 2005-06 due to injury, despite significant injuries to both Lee Humphrey and Corey Brewer, due to Werner's relentless rehabilitation. In 2006-07 Werner played an instrumental role in rehabbing Al Horford who sprained his ankle on Dec. 10 and returned just over two weeks later in time for a showdown with Ohio State. In 2007-08, the Gators had the same starting lineup for 35 of 36 games.

Werner brought to Florida an extensive background in professional sports after spending time in both the National Football League and minor league baseball. Prior to joining the Gator staff, he held a six-month assistant trainer position for the NFL's Tampa Bay Buccaneers during the 1993 NFL season and served a four-year stint in the Baltimore Orioles minor league organization from 1988-91. As the head trainer for the Orioles entries in the Gulf Coast League, Appalachian League and New York-Penn League during the span, Werner's baseball background translates into top-notch, experienced treatment and care for the Gator players.

As the Florida baseball team trainer Werner was responsible for the training duties over 40 future professional players. Werner also watched and helped 11 former Gators make their way through minor league baseball into Major League uniforms.

A graduate of Eastern Kentucky ('91), he earned a degree in athletic training, as well as a teaching certificate for grades 7 through 12 in physical education and health. Werner continued his education at the University of Louisville, earning a master's degree in sports administration in 1993. While at Louisville, he served as a graduate assistant trainer for the Louisville athletic program and worked specifically with the Cardinal basketball, swimming and soccer programs.

The 42-year-old Werner is a member of the National Athletic Trainers Association, the Southeast Athletic Trainers Association and the Athletic Trainers Association of Florida. A graduate of South Ripley High School and a native of Versailles, Ind., Werner enjoys fishing, hunting and NASCAR racing.

He is married to the former Gwen Strayhorn and they reside in Hawthorne. The couple are the parents of two daughters, Makayla Teal, born May 17, 2005 and Catherine Grace, born Dec. 9, 2006, and one son, Colton Herman, born June 24, 2010.



PRESTON GREENE

STRENGTH AND CONDITIONING
COORDINATOR

Preston Greene enters his second season as strength and conditioning coordinator after being hired by Florida on August 23, 2011. Greene came to the Gators after a two-year stint from 2009-11 as an assistant strength and conditioning coach with Clemson men's basketball.

"We're excited about the addition of Preston to our staff," Donovan said. "He brings a wealth of knowledge and experience, and we're looking forward to having him work with our team."

Clemson posted a combined record of 43-23 and advanced to a pair of NCAA Tournaments with Greene on the staff. Clemson earned its first NCAA Tournament win in 14 years in 2011 when the Tigers knocked off UAB in the first round.

"I came to Florida to win and to contribute to the excellence that this program has had under Coach Donovan," Greene said.

Greene is one of only seven internationally certified Level 5 coaches through the Poliquin International Certification Program (PICP) and is a BioSignature Modulation Practitioner. He also contributed to the third edition of *Basketball for Dummies* by Digger Phelps, released in October 2011, updating and revising a chapter on strength and conditioning.

This past season, Greene's work in the weight room with Jerai Grant was one of the reasons the Tiger center was among the most improved players in the ACC. When Grant first enrolled at Clemson, he weighed just over 210 pounds and played only 8.3 minutes per game. In 2010-11, he played all season at 230 pounds and was the team's second-leading scorer at 12.4 points per game. In his first season at Clemson, he had a positive impact on the play of first-team All-ACC forward Trevor Booker, who was selected No. 23 overall in the first round of the 2010 NBA Draft by the Washington Wizards.

Greene, a 1999 Clemson graduate, returned to his alma mater after multiple stops, including a one-year stint (2008-09) as the strength & conditioning coach for Stanford under head coach Johnny Dawkins. He designed and implemented all aspects of the Cardinal players' strength and speed development programs and oversaw the team's nutritional needs. Stanford posted a 20-14 record and advanced to the College Basketball Invitational.

Prior to his lone season in Palo Alto, Greene served as the director of strength & conditioning for Charlotte from 2003-08. He worked primarily with the men's basketball team under coach Bobby Lutz and also worked closely with the men's golf team.

Greene was an assistant strength, speed & conditioning coach at the University of Arizona for two years prior to his time with the 49ers program. At Arizona, he assisted with the implementation of strength, speed & conditioning for the football team, while serving as the head strength coach for the women's basketball and women's soccer programs. He also directed the department's nutrition and supplementation program.

The Peachtree City, Ga., native worked as a student and graduate assistant under Joey Batson from 1995-99. He was in charge of strength & conditioning for golf, women's soccer, men's tennis, and volleyball. He also assisted with football during his time at Clemson. He is one of several former student or graduate assistants under Batson to have been named director of strength & conditioning at another institution.

Several of Greene's assistant strength coaches have earned top positions with various Division I athletic programs. Jim Krumpas, who worked for Greene at Charlotte, is now the men's basketball strength coach at Miami. Bradford Scott, a graduate assistant under Greene at Arizona, is the director of athletic performance at Portland. Stephen DiLustro, who also worked alongside Greene at Arizona, is a sports performance coach for several teams at Stanford.

Greene earned a bachelor's degree in health science from Clemson in 1999, with a minor in sport management. He received a master's degree in 2000 from the University of Minnesota in applied kinesiology and sports management. Greene holds numerous certifications and memberships, including the National Strength & Conditioning Association (NSCA). He also recently earned certification as a performance enhancement specialist by the National Association of Sports Medicine (NASM).

He is the co-founder of the Eleiko Strength Summit, first held on May 8, 2010, at the Poliquin Strength Institute in Greenwich, R.I. The Eleiko Strength Summit is an invite-only event that attracts the elite level strength & conditioning coaches in the United States.

Greene is married to the former Jennifer Lynn Deyo. The couple has a son, Charles Preston (2).

SUPPORT STAFF



DARREN HERTZ DIRECTOR OF BASKETBALL OPERATIONS

Darren Hertz marks his eighth season as Assistant to the Head Coach after spending the previous two seasons as the Gators men's and women's basketball program's full-time video coordinator. Hertz is no stranger to the Gators, as he has served in various capacities since Billy Donovan's first season in 1996-97.

As assistant to the head coach, Hertz helps execute the administrative operation of Florida basketball, including such responsibilities as directing the Billy Donovan basketball camps, coordinating non-conference scheduling and contributing to underclassman recruiting.

As video coordinator, Hertz was responsible for breaking down film for the purpose of scouting opponents, as well as all edits of individual players, team and motivational videos and oversaw film exchange with each of the Gator opponents while coordinating the taping of games, practices and individual instruction.

Hertz was an assistant coach at PK Yonge High School in Gainesville during the 1999-2000 season, helping the school to the District Championship on a squad that included former Georgia Southern star Terry Williams. He was the head coach of Team Mercy Hospital in the Pharmed Men's Collegiate Summer Basketball League in Miami, Fla., in 1997 and 1998 and earned "Up and Coming Coach" honors in the latter of the two seasons.

A native of Miami, Hertz was an All-Dade County point guard his senior year at Miami Killian High School. During his senior season he was backcourt mates with current Utah Jazz guard Raja Bell. Hertz graduated from the University of Florida in 1997 with a degree in sociology before getting his Master's in sport management in 2001. He was an instructor for the University of Florida's College of Health and Human Performance from 1999-2001 while earning his Master's degree.

Hertz was married to the former Julie Vogelmann of Merrick, N.Y., on Aug. 5, 2006. The couple has a son, Brandon Levi, born on Feb. 1, 2010, and a daughter, Alexa Sara, born on June 29, 2012.



TOM WILLIAMS ASSISTANT ATHLETIC DIRECTOR, STUDENT SERVICES

Tom Williams is a 27-year veteran in the Office of Student Life, the academic advising arm of the Athletic Association. Williams has been providing personalized professional guidance and counseling for the Gator basketball team in numerous areas since 1986. A regular on Gator

road trips, his tutoring and mentoring extends beyond his campus office. Williams also assists in NCAA academic compliance and certification.

Under Williams, the Gator basketball team has earned a league-best 74 Southeastern Conference Academic Honor selections. Matt Bonner became the first basketball player in Gator basketball history and just the third athlete in school history to be recognized as the Academic All-American of the Year when he earned that honor in 2002 and then repeated the honor in 2003. Bonner was selected as a Verizon Academic All-American each year from 2001-03. In addition, Bonner was honored as the first recipient of the College Basketball Student-Athlete of the Year Award. In 2006, Williams helped Lee Humphrey earn Second Team ESPN the Magazine Academic All-America honors, while being named the SEC Scholar Athlete of the Year for men's basketball and in 2007 Humphrey repeated his honor as SEC Scholar Athlete of the Year, while earning First Team ESPN the Magazine Academic All-America honors. Additionally, Ray Shipman (2010) and Patric Young (2012) have been named SEC Scholar Athlete of the Year under Williams.

The 1997 and 1998 Gator squads set league records with six Academic Honor Roll selections, a number matched again in Florida's national title year of 2007, and 20 of the 23 seniors that have suited up to play for head coach Billy Donovan have graduated.

"Tom Williams and Dr. Keith Carodine (Associate Athletic Director for Academic Affairs), make up one of the best athletic academic teams in the country," says Billy Donovan. "Tom is a very valuable to our staff and has played a key role in the overall development of our players."

Williams, who is originally from Tarpon Springs, Fla., graduated from Florida in 1978 with a degree in English Education and earned his Master's Degree in Education at Mercer in 1984.



OLIVER WINTERBONE VIDEO COORDINATOR

Oliver Winterbone enters his third season with the Gators after joining the Florida staff as video coordinator prior to the 2010-11 season. A 2005 graduate of Rutgers University, Winterbone spent three years as the University of Virginia's video coordinator and assistant director of basketball operations from 2005-08, followed by two seasons as the director of basketball operations at Rutgers.

Florida has posted a 55-19 record with two Elite Eight appearances and an SEC championship in the two seasons since Winterbone began heading up the team's video department.

From 2008-10 at Rutgers, Winterbone directed video operations, including self scout and opponent scout, assistant in team travel arrangements, coordinated on-campus recruiting efforts and directed the Fred Hill summer camps. He also co-created the student support group "RAC PAC" and helped develop fundraising programs among alumni and friends of Rutgers men's basketball.

At Virginia, he was on staff for the Cavaliers' 2007 ACC Championship team, directing basketball video operations and developing opponent scouting reports. He was also responsible for coordinating team travel, organizing community service initiatives and supervising Dave Leitao's summer basketball camps.

During the summer of 2007, the Fair Haven, N.J., native was on staff for Team USA's U19 World Championship team during team trials and training camp, coordinating video preparation and assisting with team operations. The team won a gold medal at the Global Games

in Dallas, Texas, and went on to win the silver medal at the World Championships.

Winterbone holds a bachelor's degree in information technology and informatics from Rutgers and spent three years as assistant video coordinator and senior manager for the men's basketball team and was assistant director of the Gary Waters basketball camps.

Oliver and his wife, Kristin, reside in Gainesville. They have one daughter, Grace.

SUPPORT STAFF



JAY CLUGSTON
Team Physician



COLBY DONOVAN
Manager



KEVIN FARMER
Team Physician



BRANDON GILBERT
Manager



TODD LEWISTON
Assistant Video Coordinator



CHAD MERVIS
Manager



BILLY O'MEARA
Assistant Video Coordinator



DENVER PARLER
Communications



BRAD PATTERSON
Massage Therapist



JACK PFAFF
Director of Operations



TRACY PFAFF
Office Manager



MIKE ROBUCK
Program Assistant



SARAH SNYDER
Coordinator of Sports Nutrition



DANIEL STARKMAN
Manager



MATT WISE
Manager

NOT PICTURED

MARK DAIGNEAULT
Assistant to the Head Coach

CORY KAPLAN
Student Athletic Trainer

2012-13 ROSTER

NUMERICAL ROSTER

| | | | | | | | |
|----|---------------------|-----|------|-----|-------|----|--|
| 0 | Jacob Kurtz | G | 6-5 | 208 | So. | 1L | Oviedo, Fla./Hagerty |
| 1 | Kenny Boynton | G | 6-2 | 190 | Sr. | 3L | Pompano Beach, Fla./American Heritage |
| 2 | Damontre Harris | F/C | 6-10 | 228 | Jr. | TR | Fayetteville, N.C./South Carolina |
| 3 | Mike Rosario | G | 6-3 | 183 | R-Sr. | TR | Jersey City, N.J./Rutgers |
| 4 | Patric Young | C | 6-9 | 249 | Jr. | 2L | Jacksonville, Fla./Providence (H.S.) |
| 5 | Scottie Wilbekin | G | 6-2 | 176 | Jr. | 2L | Gainesville, Fla./The Rock |
| 10 | Dorian Finney-Smith | F | 6-8 | 205 | So. | TR | Portsmouth, Va./Virginia Tech |
| 11 | Braxton Ogbueze | G | 6-0 | 182 | Fr. | HS | Charlotte, N.C./United Faith Christian Academy |
| 12 | Dillon Graham | G | 6-4 | 179 | Fr. | HS | Orlando, Fla./First Academy |
| 15 | Will Yeguete | F | 6-7 | 240 | Jr. | 2L | Bordeaux, France/Florida Air Academy |
| 20 | Michael Frazier II | G | 6-4 | 200 | Fr. | HS | Tampa, Fla./Montverde Academy |
| 24 | Casey Prather | G/F | 6-6 | 208 | Jr. | 2L | Jackson, Tenn./North Side |
| 25 | DeVon Walker | G/F | 6-6 | 191 | Fr. | HS | Winter Haven, Fla./Winter Haven |
| 33 | Erik Murphy | F/C | 6-10 | 238 | Sr. | 3L | South Kingstown, R.I./St. Mark's (Mass.) |
| 34 | Cody Larson | F/C | 6-9 | 239 | R-So. | 1L | Sioux Falls, S.D./Roosevelt |
| 42 | Billy Donovan | G | 6-2 | 203 | Jr. | TR | Gainesville, Fla./Catholic University |

ALPHABETICAL ROSTER

| | | | | | | | |
|----|---------------------|-----|------|-----|-------|----|--|
| 1 | Kenny Boynton | G | 6-2 | 190 | Sr. | 3L | Pompano Beach, Fla./American Heritage |
| 42 | Billy Donovan | G | 6-2 | 203 | Jr. | TR | Gainesville, Fla./Catholic University |
| 10 | Dorian Finney-Smith | F | 6-8 | 205 | So. | TR | Portsmouth, Va./Virginia Tech |
| 20 | Michael Frazier II | G | 6-4 | 200 | Fr. | HS | Tampa, Fla./Montverde Academy |
| 12 | Dillon Graham | G | 6-4 | 179 | Fr. | HS | Orlando, Fla./First Academy |
| 2 | Damontre Harris | F/C | 6-10 | 228 | Jr. | TR | Fayetteville, N.C./South Carolina |
| 0 | Jacob Kurtz | G | 6-5 | 208 | So. | 1L | Oviedo, Fla./Hagerty |
| 34 | Cody Larson | F/C | 6-9 | 239 | R-So. | 1L | Sioux Falls, S.D./Roosevelt |
| 33 | Erik Murphy | F/C | 6-10 | 238 | Sr. | 3L | South Kingstown, R.I./St. Mark's (Mass.) |
| 11 | Braxton Ogbueze | G | 6-0 | 182 | Fr. | HS | Charlotte, N.C./United Faith Christian Academy |
| 24 | Casey Prather | G/F | 6-6 | 208 | Jr. | 2L | Jackson, Tenn./North Side |
| 3 | Mike Rosario | G | 6-3 | 183 | R-Sr. | TR | Jersey City, N.J./Rutgers |
| 25 | DeVon Walker | G/F | 6-6 | 191 | Fr. | HS | Winter Haven, Fla./Winter Haven |
| 5 | Scottie Wilbekin | G | 6-2 | 176 | Jr. | 2L | Gainesville, Fla./The Rock |
| 15 | Will Yeguete | F | 6-7 | 240 | Jr. | 2L | Bordeaux, France/Florida Air Academy |
| 4 | Patric Young | C | 6-9 | 249 | Jr. | 2L | Jacksonville, Fla./Providence (H.S.) |

PRONUNCIATION GUIDE

Braxton Ogbueze oh-BOY-zee
 Mike Rosario ro-ZAHR-ee-o
 Scottie Wilbekin WILL-buh-kin
 Will Yeguete yuh-GET

Head Coach: Billy Donovan (Providence '87)

Assistant Coaches: Rashon Burno (DePaul '02), Matt McCall (Florida '05), John Pelphrey (Kentucky '92)

Assistant to the Head Coach: Darren Hertz

Video Coordinator: Oliver Winterbone

Strength & Conditioning Coordinator: Preston Greene

Athletic Trainer: Dave Werner

Academic Counselor: Tom Williams

Communications: Denver Parler

Note: Dorian Finney-Smith and Damontre Harris must sit out the 2012-13 season due to NCAA transfer regulations. They are eligible to practice with the team, but cannot appear in games.

2012-13 SQUAD ANALYSIS

WHAT'S BACK?

| Category | Percentage Returning |
|----------------|-----------------------|
| Games Started | 63.4 (111 of 175) |
| Minutes Played | 67.3 (5,028 of 7,475) |
| Points | 64.4 (1,809 of 2,808) |
| Field Goals | 68.0 (664 of 976) |
| 3-Pt. FGs | 63.0 (225 of 357) |
| Free Throws | 51.3 (256 of 499) |
| Rebounds | 72.8 (962 of 1,321) |
| Assists | 53.9 (297 of 551) |
| Steals | 62.2 (145 of 233) |
| Blocks | 74.2 (92 of 124) |



RETURNING LEADERS

| | |
|-------------------|----------------|
| Points per game | Boynton (15.9) |
| Field Goals | Boynton (187) |
| Field Goal Pct. | Young (.618) |
| 3-Pt. FGs | Boynton (110) |
| 3-Pt. Pct. | Murphy (.421) |
| Free Throws | Boynton (104) |
| Free Throw Pct. | Murphy (.814) |
| Rebounds per game | Young (6.4) |
| Assists per game | Boynton (2.7) |
| Blocks per game | Murphy (1.1) |
| Steals per game | Yeguete (1.2) |



WINS BY SEC SCHOOLS SINCE 2000

| | |
|-------------------|------------|
| Kentucky | 342 |
| FLORIDA | 337 |
| Mississippi State | 273 |
| Tennessee | 273 |
| Missouri | 269 |
| Alabama | 262 |
| Vanderbilt | 261 |
| Ole Miss | 246 |
| LSU | 243 |
| Texas A&M | 229 |
| Arkansas | 222 |
| South Carolina | 218 |
| Auburn | 212 |
| Georgia | 204 |

BY THE NUMBERS

386 Wins for Florida basketball under head coach Billy Donovan. With 14 more wins, he will become the third man to win 400 games as an SEC head coach, joining Adolph Rupp and Dale Brown.

14 Consecutive 20-win seasons for the Gators, the longest such streak in the SEC and the fifth-longest in the nation. Only Duke and Syracuse have longer active streaks under a single head coach.

1,589 Career points for Kenny Boynton, who enters his senior season ranked eighth on UF's all-time scoring list. He is 502 points away from breaking Ronnie Williams' school record.

262 Career 3-pointers by Kenny Boynton, 27 shy of breaking Lee Humphrey's school record. Last season, Boynton became the first Gator besides Humphrey to hit 100 3-pointers in a single season.

9.6 Florida's NCAA-best 3-pointers per game average last season in which the Gators shattered the school record by 60 with 357 total made 3-pointers, led by Boynton's 110.

22 The number of games in 2011-12 the Gators hit 10 or more 3-pointers, most ever by a Billy Donovan team.

.737 Billy Donovan's career winning percentage in NCAA Tournament action (32-13), trailing only Mike Krzyzewski and Roy Williams. Since 2006, the Gators are 18-3 (.857) in the Big Dance.

4 Times a Gator has won SEC Scholar-Athlete of the Year, including Patric Young in 2011-12. Previous winners were Lee Humphrey (2006 & 2007) and Ray Shipman (2010).

14.9 Florida led the SEC with nearly 15 assists per game in 2011-12, helping the team post a conference-best 1.3 assist-to-turnover ratio.

21.9 Minutes per game that Will Yeguete played in 26 appearances during 2011-12, averaging 6.3 rebounds, before suffering a foot injury that cost him the remainder of his season. The Gators lost four of their next five games after Yeguete's injury before regrouping to make their Elite Eight run.

3 Florida is one of three schools with at least four appearances in the Elite Eight over the past seven seasons (since 2006), along with North Carolina (five) and Kansas (four).

2012-13 SQUAD BREAKDOWN

Starters Returning: 3 (Kenny Boynton, Erik Murphy, Patric Young)

Starters Lost: 2 (Bradley Beal, Erving Walker)

Others Returning: 6 (Jacob Kurtz, Cody Larson, Casey Prather, Mike Rosario, Scottie Wilbekin, Will Yeguete)

Others Lost: 1 (Walter Pitchford)

First-Year Players: 7 (Billy Donovan, Dorian Finney-Smith*, Michael Frazier, Dillon Graham, Damontre Harris*, Braxton Ogbueze, DeVon Walker)

FRESHMEN (4)

Michael Frazier
Dillon Graham
Braxton Ogbueze
DeVon Walker

SOPHOMORES (3)

Dorian Finney-Smith*
Jacob Kurtz
Cody Larson

JUNIORS (6)

Billy Donovan
Damontre Harris*
Casey Prather
Scottie Wilbekin
Will Yeguete
Patric Young

SENIORS (3)

Kenny Boynton
Erik Murphy
Mike Rosario

*Will sit out 2012-13 season due to NCAA transfer rules

TV/RADIO ROSTER



#0
JACOB KURTZ
G • So. • 6-5/208
Oviedo, Fla.



#1
KENNY BOYNTON
G • Sr. • 6-2/190
Pompano Beach, Fla.



#2
DAMONTRE HARRIS
F/C • Jr. • 6-10/228
Fayetteville, N.C.



#3
MIKE ROSARIO
G • R-Sr. • 6-3/183
Jersey City, N.J.



#4
PATRIC YOUNG
C • Jr. • 6-9/249
Jacksonville, Fla.



#5
SCOTTIE WILBEKIN
G • Jr. • 6-2/176
Gainesville, Fla.



#10
DORIAN FINNEY-SMITH
F • So. • 6-8/205
Portsmouth, Va.



#11
BRAXTON OGBUEZE
G • Fr. • 6-0/182
Charlotte, N.C.



#12
DILLON GRAHAM
G • Fr. • 6-4/179
Orlando, Fla.



#15
WILL YEGUETE
F • Jr. • 6-7/240
Bordeaux, France



#20
MICHAEL FRAZIER II
G • Fr. • 6-4/200
Tampa, Fla.



#24
CASEY PRATHER
G/F • Jr. • 6-6/208
Jackson, Tenn.



#25
DEVON WALKER
G/F • Fr. • 6-6/191
Winter Haven, Fla.



#33
ERIK MURPHY
F/C • Sr. • 6-10/238
South Kingstown, R.I.



#34
CODY LARSON
F/C • R-So. • 6-9/239
Sioux Falls, S.D.



#42
BILLY DONOVAN
G • Jr. • 6-2/203
Gainesville, Fla.



BILLY DONOVAN
Head Coach



RASHON BURNO
Assistant Coach



MATT McCALL
Assistant Coach



JOHN PELPHEY
Assistant Coach

PLAYER BIOS



#1

KENNY BOYNTON

SENIOR • 3L • 6-2/190 • GUARD

POMPANO BEACH, FLA./AMERICAN HERITAGE

One of the most explosive players in the country who thrives on competition with the talent to score from anywhere on the floor... A grinder on defense who excels in a fast-tempo style of play...Named coaches' first-team All-SEC in 2012 after he was a second-team All-SEC in 2011 and SEC All-Freshman in 2010. Also picked up AP second-team All-SEC honors in 2012...The 12th McDonald's All-American signed by Billy Donovan.

AS A JUNIOR IN 2011-12: Led the team and was the fourth-leading scorer in the SEC at 15.9 points per game... Had 13 games of 20 points or more and four over 25 points this season... Became the second player in team history to hit 100 or more 3-pointers in a season with 110... Compiled a 34-game streak with at least one made 3... Ranked second on the team in assists (2.7) while playing in all 37 games with 36 starts... Tallied 12 points and a season-best six assists in Elite Eight action vs. Louisville... Scored 11 points, adding five assists and four boards vs. Marquette in Sweet 16 action... Tallied 20 points, on 7-of-12 shooting, vs. Norfolk State in Round of 32 action... Also added a career-best eight rebounds vs. the Spartans... Scored eight points and added five rebounds in Round of 64 action vs. Virginia... Dished out four assists and added two points vs. Kentucky in the SEC Semis... Scored 14 points and added four rebounds vs. Alabama in the SEC Tournament... Came off the bench, scoring seven points vs. Kentucky... Tallied 11 points and grabbed three boards at Vanderbilt... Scored 11 points and added three steals at Georgia... Led the Gators with 20 points vs. Auburn... Scored 25 points and grabbed five boards at Arkansas... Tallied nine points and added a pair of steals at Alabama... Scored 16 points vs. Tennessee... Led UF with 18 points at Kentucky... Scored a team-best 18 points vs. Vanderbilt... Led the team with 24 points vs. South Carolina... Dished out a team best five assists vs. Mississippi State... Tallied 12 points at Ole Miss... Scored 11 points vs. LSU... Posted a team-best 15 points at South Carolina... Tied for the team lead with 17 points and led the team with three assists vs. Georgia... Scored 13 points and



KENNY BOYNTON'S CAREER STATISTICS

| Season | GP-GS | MP | FGM-FGA | PCT. | 3PT-ATT | PCT. | FT-FTA | PCT. | REB | AVG. | A | TO | BS | ST | PF-DQ | TP | AV. |
|---------------|----------------|-------------|-----------------|-------------|----------------|-------------|----------------|-------------|------------|------------|------------|------------|-----------|-----------|--------------|-------------|-------------|
| 2009-10 | 34-33 | 1117 | 165-439 | .376 | 72-245 | .294 | 74-99 | .747 | 87 | 2.6 | 92 | 68 | 6 | 37 | 53-1 | 476 | 14.0 |
| 2010-11 | 37-36 | 1218 | 169-439 | .385 | 80-242 | .331 | 107-130 | .823 | 54 | 1.5 | 98 | 53 | 9 | 32 | 49-0 | 525 | 14.2 |
| 2011-12 | 37-36 | 1169 | 187-425 | .440 | 110-270 | .407 | 104-138 | .754 | 97 | 2.6 | 100 | 52 | 1 | 28 | 39-0 | 588 | 15.9 |
| Totals | 108-105 | 3504 | 521-1303 | .400 | 262-757 | .346 | 285-367 | .777 | 238 | 2.2 | 290 | 173 | 16 | 97 | 141-1 | 1589 | 14.7 |

KENNY BOYNTON'S SEC STATISTICS

| Season | GP-GS | MP | FGM-FGA | PCT. | 3PT-ATT | PCT. | FT-FTA | PCT. | REB | AVG. | A | TO | BS | ST | PF-DQ | TP | AV. |
|---------------|--------------|-------------|----------------|-------------|----------------|-------------|----------------|-------------|-----------|------------|------------|-----------|----------|-----------|-------------|------------|-------------|
| 2009-10 | 16-16 | 530 | 78-209 | .373 | 32-112 | .286 | 26-32 | .813 | 35 | 2.2 | 36 | 36 | 5 | 23 | 19-0 | 214 | 13.4 |
| 2010-11 | 16-16 | 545 | 73-192 | .380 | 39-107 | .364 | 53-62 | .855 | 15 | 0.9 | 36 | 20 | 3 | 13 | 21-0 | 238 | 14.9 |
| 2011-12 | 16-15 | 503 | 70-174 | .402 | 45-113 | .398 | 44-57 | .772 | 36 | 2.3 | 31 | 21 | 0 | 9 | 15-0 | 229 | 14.3 |
| Totals | 48-47 | 1578 | 221-575 | .384 | 116-332 | .349 | 123-151 | .815 | 86 | 1.8 | 103 | 77 | 8 | 45 | 55-0 | 681 | 14.2 |

PLAYER BIOS

added a season-best six rebounds at Tennessee...Tallied 20 points on 7-of-12 shooting including 6-of-10 from distance against UAB...Scored a team-best 26 points on eight-of-12 shooting vs. Yale...Posted a team-best 26 points at Rutgers...Scored 14 points, adding three assists vs. FSU...Tallied 16 points and added four rebounds and four assists vs. Mississippi Valley State...Led the team with 22 points in UF's victory over No. 22 Texas A&M...Scored a team and season-best 26 points vs. Rider...Recorded nine points and secured five rebounds vs. Arizona...Scored a team-best 22 points on nine-of-16 shooting at No. 4 Syracuse...Dished out five assists and added 13 points vs. Stetson...Tallied a team-best 22 points in the victory over Jacksonville...Put up 22 points on 7-of-11 shooting, including 6-of-9 from distance vs. Wright State...Scored a team-best 20 points while adding four rebounds and five assists vs. UNF...Totaled 15 points at Ohio State, including 3-for-6 shooting on three-pointers...Scored a team-best tying 19 points against Jackson State in the season opener.

AS A SOPHOMORE IN 2010-11: Tallied 14.6 points, 2.9 rebounds and 2.6 assists in 37 games (36 starts)... Had the highest free-throw percentage on the team, hitting 107-130 (.823)... Named to the All-SEC Second Team... Tallied 10 points, four rebounds and two assists in the Gators' season-opening win over UNC-Wilmington... Poured in a team-high 21 points on 8-of-14 shooting (5-of-8 3FG) at home against Ohio State... Tied for the game high in points with 16 (7-of-12 FG) in the win vs. North Carolina A&T... Tallied 10 points, two rebounds and two assists in the home victory over Morehead State... Scored a game-high 21 points on 8-of-15 shooting in the home triumph against FAU... Scored a team-high 14 points in the rivalry win at FSU, while also tallying five rebounds, three assists and three steals... Collected 10 points and three rebounds on the road vs. UCF... Dished out a season-high seven assists in the away victory over American... Tallied seven points and three assists in a game-high 34 minutes in the home win against Kent State... Scored a team-high 15 points in the win vs. Kansas State... Recorded 12 points, two rebounds and two assists against Jacksonville... Tallied 11 points, four assists and two rebounds in the home victory over Radford... Registered 15 points and six assists in the win at Xavier... Finished with 10 points, two rebounds and two assists in the victory over Rhode Island at home... Dropped in 17 points and dished out three assists in the SEC-opening win against Ole Miss... Poured in 17 points in the overtime win at Tennessee...Contributed nine points and one assist versus South Carolina... Tallied nine points and three assists in the road win at Auburn... Poured in 20 points to go along with four assists in the victory vs. Arkansas... Dropped a season-high 24 points in a career-high 45 minutes in the double-overtime win at Georgia, including a career-best 12-of-12 from the charity stripe... Scored four points at Mississippi State...

Poured in 15 points in the overtime win vs. Vanderbilt, including a game-winning three-pointer with a minute left in overtime... Scored 12 points in the home win over rival Kentucky... Dropped in 12 points again in the victory at South Carolina...Tallied 12 points and one steal in win over Tennessee... Registered a team-high tying 17 points in the road win at LSU... Collected a team-high 18 points, two rebounds and four assists in the SEC East-clinching win over Georgia at home... Scored a team-high 21 points along with four assists at Kentucky... Scored 14 points in the Senior Night victory vs. Alabama at home, including 4-of-8 from three-point range...Notched a team-high 17 points at Vanderbilt to help UF win its third outright SEC title...Scored 22 points, including 10-for-10 from the free-throw line and dished out four assists to advance past Tennessee and the second round of the SEC Tournament...Scored a team-high 24 points in Florida's win over Vanderbilt in the third round of the SEC Tournament...Recorded his 12th-consecutive game to score in double digits with his 10 points and five assists against Kentucky in the SEC Championship...Named to 2011 SEC All-Tournament Team...Was 6-for-9 from the field for 13 points versus UCSB in the second round of the NCAA Tournament...Had 12 points and five assists to push the Gators past UCLA in the third round of the NCAA Tournament...Netted 17 points and five assists versus BYU in the NCAA regional semifinal...Had 17 points, four rebounds, three assists and one steal in Florida's loss to Butler in the NCAA regional final...Finished the season with a team-high 16 straight games in double digits.

AS A FRESHMAN IN 2009-10: Became the second Gator freshman since 2000 to lead the team in scoring (14.0 PPG)... His 72 three-pointers were second-most by a freshman in school history...Tied the UF NCAA Tournament record for single-game points with 27 against BYU... Started his first game as a Gator and scored 12 points (5-of-11 FG) and dished out two assists in UF's 74-46 season-opening win over Stetson...Led Florida in scoring the second game of the season against Georgia Southern in the first game of the 2009 Legends Classic, finishing with 22 points (9-of-13 FT) and five rebounds...Shot 8-of-16 from the floor and scored a game-high 23 points with six rebounds and four assists in the win over Troy in the second game of the Legends Classic...Was one of three Gators to lead the team with 13 points (7-of-9 FT) in the win over Florida State...Contributed six points as UF defeated No. 2-ranked Michigan State, 77-74, in the semifinal round of the Legends Classic...Scored a team-high 19 points, including three treys, and dished two assists in UF's win over Rutgers in the championship game of the 2009 Legends Classic...Collected a career-high nine assists while contributing two steals in the win over FAMU... Scored 15 points (6-of-15 FG) and dished out six assists as the Gators defeated Jacksonville, 85-67...Led Florida in scoring with 20 points, including a season-high five treys, along with seven assists against Syracuse as part of the SEC/ Big East Invitational in Tampa... Scored six points (3-of-12 FG) and grabbed a career-high tying six rebounds in UF's efforts against Richmond in the Orange Bowl Classic...Shot a perfect 6-for-6 from the charity stripe, dished out two assists, grabbed one steal and pulled down three rebounds against South Alabama...Was UF's second-leading scorer in the win over American with 19 points, a career-high tying six rebounds and four assists...Scored 14 points

BOYNTON GAME HIGHS

| Points | |
|---------------------|---------------------------------------|
| Season | 26, 3x, last vs. Yale (12/31/11) |
| Career | 28, vs. Vanderbilt (1/9/10) |
| Rebounds | |
| Season | 8, vs. Norfolk St. (3/18/12) |
| Career | Same |
| Field Goals | |
| Season | 9, 2x, last vs. Rider (12/9/11) |
| Career | 10, vs. Vanderbilt (1/9/10) |
| Field Goal Attempts | |
| Season | 16, 2x, last vs. Texas A&M (12/17/11) |
| Career | 21, vs. Vanderbilt (1/9/10) |
| 3-Points | |
| Season | 6, 4x, last vs. Auburn (2/21/12) |
| Career | 6, 5x, last vs. Auburn (2/21/12) |
| 3-Point FG Attempts | |
| Season | 12, vs. Texas A&M (12/17/11) |
| Career | 14, 2x, last vs. Vanderbilt (1/9/10) |
| Free Throws | |
| Season | 10, at Arkansas (2/18/12) |
| Career | 12, at Georgia (1/25/11) |
| Free Throw Attempts | |
| Season | 11, at Arkansas (2/18/12) |
| Career | 13, vs. Ga. Southern (11/18/09) |
| Assists | |
| Season | 6, vs. Louisville (3/24/12) |
| Career | 9, vs. FAMU (12/1/09) |
| Steals | |
| Season | 3, 2x, last at Georgia (2/25/12) |
| Career | 4, 2x, last vs UCSB (3/17/11) |
| Blocked Shots | |
| Season | 1, at Rutgers (12/29/11) |
| Career | 2, 3x, last vs. VU (3/12/11) |
| Minutes Played | |
| Season | 45, at Rutgers (12/29/11) |
| Career | 45, 2x, last at Rutgers (12/29/11) |

(5-of-14 FG) with four assists and a steal in UF's victory over Presbyterian Dec. 30...Collected two steals and six rebounds along with seven points in Florida's thrilling overtime victory over NC State on the road...Had a career-high 28 points (career-high 6-of-14 3FG), in the SEC opener against Vanderbilt...Was one of three double-digit scorers against Kentucky, notching 12 points, two assists and two rebounds...Led the Gators in scoring with 18 points, while also collecting five assists, three rebounds and one block in the SEC win over LSU...Had 13 points (5-of-13 FG) and two steals as UF downed Arkansas, 71-66, in Fayetteville... Led the Gators in shooting with 14 points (5-of-13 FG) and chipped in two rebounds and two steals in the Gators' 58-56 win at home over South Carolina...Scored 21 points on 8-of-16 shooting and added four rebounds, three assists and two steals in the win over Georgia...Tallied four points, three rebounds, three assists, a block and a steal in UF's efforts versus Tennessee in Knoxville...Scored 15 points, grabbed a career-tying six rebounds and swiped two steals in Florida's 66-65 victory over Alabama on the road... Notched a career-high four steals, while adding six points and two assists in the home victory against Mississippi State...Scored 13 points (5-of-12 FG) in the Gators' efforts at South Carolina...Scored 12 points in the loss to Xavier... Was one of four double-digit scorers against Auburn at home, tallying 10 points, three assists and two steals in the win...Scored six points in the road victory over Ole Miss... Hit 4-of-9 from the field, scored 12 points and dished out three assists as the Gators downed No. 17/19 Tennessee in Gainesville...Scored 22 points, including 18 off of a career-high tying six threes, as Florida fell two points shy on the road at Georgia...Played 34 minutes, tallying a career-high two blocks, while contributing seven points and three rebounds as the Gators fell to Vandy at home... Scored 11 points, dished out two assists and grabbed two steals as

MISC. STATS

| | 09-10 | 10-11 | 11-12 | Career |
|-------------------------------|-------|-------|-------|--------|
| Times led UF in scoring | 11 | 14 | 18 | 43 |
| Times led UF in Rebounds | 0 | 0 | 0 | 0 |
| Times led UF in Assists | 4 | 10 | 9 | 23 |
| Double figure scoring | 25 | 32 | 31 | 88 |
| Double figure rebound games | 0 | 0 | 0 | 0 |
| Double-Doubles | 0 | 0 | 0 | 0 |
| Dunks | 2 | 4 | 6 | 12 |
| Charges Drawn | 0 | 2 | 0 | 2 |
| First off the Bench | 1 | 1 | 1 | 3 |
| Scored UF's First Points | 7 | 4 | 2 | 13 |
| Three Point Plays | 5-7 | 9-11 | 11-12 | 24-30 |
| Four Point Plays | 2-2 | 5-6 | 5-6 | 12-14 |
| Final Three Minutes from Line | 14-18 | 20-23 | 29-41 | 63-82 |

PLAYER BIOS

Florida fell to UK in Lexington in the regular season finale... Scored nine points on three second-half treys as the Gators defeated Auburn in the first round of the 2010 SEC Tournament... Led UF in scoring, with 23 points (8-of-17 FG), including four threes, along with three assists in the SEC Tournament quarterfinal versus Mississippi State... Notched his second-straight double-digit scoring game, leading the team with 27 points in the NCAA tournament first round match up against BYU... Was 8-of-16 from the field, knocked down five-of-10 three-point attempts and dished out three assists before fouling out in the second overtime vs. the Cougars.

PREP: Finished his career at American Heritage School as the third-leading scorer in the history of Florida high school basketball... Finished the 2008-09 season averaging 33.0 points per game and shot 58 percent from two-point range... Once scored 61 points in a high school game... Named to the 2009 Parade All-American first team... Scored double-digits in the 2009 McDonalds All-American game... Played in the 2009 Jordan Brand All-Star Classic at Madison Square Garden... Displayed his skills in the 2008 and 2009 Boost Mobile Elite 24 game at Rucker Park... Member of the Team Breakdown AAU travel team... Played for coaches Danny Herz (HS) and Kenny Gillion (AAU)... Led Pompano Beach Ely to the 2006 Class 6A championship and Team Breakdown to back-to-back AAU junior national championships in 2007 and 2008... As a seventh grader became the youngest player ever to participate in the title game of the 350-team Big Time Tournament in Las Vegas... Chose Florida over Duke, Texas and Georgia Tech... Made his choice of college live on ESPN.

PERSONAL: Son of Kenny and Dana Boynton... Boynton's paternal grandfather, William, who Boynton has a tattoo of on his left arm in memory of him, was an All-American basketball player at Florida A&M in 1955... Father Kenny Sr. starred at Bethune-Cookman in the mid-1980s... Has an older brother, Deondre (23) and an older sister, Kendia (25)... Born on May 12, 1991.

PLAYER BIOS



#42

BILLY DONOVAN

JUNIOR • TR • 6-2/203 • GUARD

GAINESVILLE, FLA./CATHOLIC UNIVERSITY/ST. FRANCIS CATHOLIC

Walk-on junior who transferred to UF from Catholic University in Washington, D.C.... Appeared in 46 games with 19 starts at CUA, averaging 4.0 points and 1.7 rebounds per game.

AS A SOPHOMORE IN 2011-12: Averaged 5.9 points in 27 games, including 19 starts... Second on the team with 49 assists... Averaged 1.2 3-pointers per game... Helped the team to a 19-9 record.

AS A FRESHMAN IN 2010-11: Appeared in 19 games, averaging 4.3 minutes... Scored a season-high nine points against Moravian College.

PREP: Four-year starter at St. Francis who scored over 1,000 career points... As a senior, averaged 19 points, eight rebounds and four assists and earned first-team All-Conference honors... Named team MVP as a freshman, sophomore and senior and helped the team to a district championship as a sophomore.

PERSONAL: Son of Billy and Christine Donovan... Born on Feb. 10, 1992.

BILLY DONOVAN'S CAREER STATS

| Season | GP-GS | MP | FGM-FGA | PCT. | 3PT-ATT | PCT. | FT-FTA | PCT. | REB | AVG. | A | TO | BS | ST | PF-DQ | TP | AV. |
|---------------|--------------|------------|---------------|-------------|---------------|-------------|--------------|-------------|-----------|------------|-----------|-----------|----------|-----------|-------------|------------|------------|
| 2010-11 (CUA) | 19-0 | 82 | 10-25 | .400 | 4-13 | .308 | 3-6 | .500 | 9 | 0.5 | 6 | 10 | 0 | 2 | 10-0 | 27 | 1.4 |
| 2011-12 (CUA) | 27-19 | 496 | 46-132 | .348 | 32-93 | .344 | 34-48 | .708 | 68 | 2.5 | 49 | 39 | 0 | 11 | 38-0 | 158 | 5.9 |
| Totals | 46-19 | 578 | 56-157 | .357 | 36-106 | .340 | 37-54 | .685 | 77 | 1.7 | 55 | 49 | 0 | 13 | 48-0 | 185 | 4.0 |

PLAYER BIOS



#10

DORIAN FINNEY-SMITH

SOPHOMORE • TR • 6-8/205 • FORWARD

PORTSMOUTH, VA./I.C. NORCOM/VIRGINIA TECH

A starter and ACC All-Freshman performer at Virginia Tech in 2011-12...Enrolled at UF in Summer 2012...Versatile player with size and athleticism to create matchup problems at any position.

AS A FRESHMAN IN 2011-12 (Virginia Tech): Played in all 33 games, making 30 starts...Earned a double-double in his debut, with 10 points and 16 rebounds against East Tennessee State...Scored a season-high 17 points in a 66-65 win over Boston College...Reached double-figure rebounds on seven occasions and had three double-doubles.

PREP: Four-year letterwinner at I.C. Norcom High School... Two-time VHSL Class AAA Player of the Year and first-team all-state, all-region, All-Tidewater and all-district...Led team to back-to-back Group AAA championships, as well as Eastern Region and Eastern District titles...Averaged 18 points, 10.7 rebounds and 3.8 blocks as a senior...Scored 19 points, grabbed 17 rebounds and blocked three shots in the state championship game vs. L.C. Bird his senior season...All-Tidewater player of the year as a junior and co-player of the year as a senior...Averaged 19.7 points, 13 rebounds, six assists, three steals and two blocks as a junior.

PERSONAL: Born on May 4, 1993...Son of Desiree Finney-Jones...Brother Ben Finney played basketball at Old Dominion...Sister Sha-Kiyla Finney plays basketball at Maryland Eastern Shore, where she will be a senior in 2012-13...Other siblings are DaShawn Finney, RaShawn Finney and Monnazjea Smith...Nickname is Doe-Doe.

DORIAN FINNEY-SMITH'S CAREER STATISTICS

| Season | GP-GS | MP | FGM-FGA | PCT. | 3PT-ATT | PCT. | FT-FTA | PCT. | REB | AVG. | A | TO | BS | ST | PF-DQ | TP | AV. |
|--------------|-------|-----|---------|------|---------|------|--------|------|-----|------|----|----|----|----|-------|-----|-----|
| 2011-12 (VT) | 33-30 | 957 | 69-208 | .332 | 26-71 | .366 | 45-77 | .584 | 232 | 7.0 | 62 | 57 | 23 | 24 | 89-2 | 209 | 6.3 |

PLAYER BIOS



#20

MICHAEL FRAZIER II

FRESHMAN • HS • 6-4/200 • GUARD
TAMPA, FLA./MONTVERDE ACADEMY

A consensus top-100 recruit who has range that extends beyond the three-point stripe...Has an impressive mid-range game and can also attack the basket on the drive... Brings a high basketball IQ and impressive leadership qualities to the Gators.

PREP: Montverde's leading scorer and rebounder with 17 points and eight rebounds per game, helping the team earn a 23-4 record, reach the championship game of the National High School Invitational and receive a No. 9 national ranking in the ESPNRise National Poll...Averaged 29.7 points and 9.7 rebounds per game for Plant High School in 2010-11...Helped lead the Panthers to a 20-8 overall record...Competes on the AAU circuit with Florida Elite.

PERSONAL: Born on March 8, 1994...Full name is Michael Antonio Frazier II...Son of Winifried Gordon and Michael Antonio Frazier Sr....Siblings are Zipporah, Darnell, Noah, Eva and Elija.

PLAYER BIOS



#12

DILLON GRAHAM

FRESHMAN • HS • 6-4/179 • GUARD
ORLANDO, FLA./FIRST ACADEMY

A gifted shooter who can come off screens and get his own shot...An athlete who has the ability to finish at the rim.

PREP: Led First Academy to the 3A Regional Finals and a 27-5 mark, including an 11-0 conference record, during the 2011-12 season...Helped First Academy to a 25-6 record, including a 4-0 mark in league play, during the 2010-11 season...Averaged 15.4 points per game for the Royals...Competes for the Florida Rams AAU team.

PERSONAL: Son of Renee and Jeff Graham...Both parents played college basketball, Renee at Stetson and Jeff at Flagler...Siblings are Collin and Austin.

PLAYER BIOS



#2

DAMONTRE HARRIS

JUNIOR • TR • 6-10/228 • FORWARD/CENTER

FAYETTEVILLE, N.C./TRINITY CHRISTIAN/SOUTH CAROLINA

Big man with an interior defensive presence who earned 2012 SEC All-Defensive Team Honors as a sophomore at South Carolina...Enrolled at UF in Summer 2012... Averaged 5.3 points and 4.6 rebounds in 60 games and 49 starts during his freshman and sophomore seasons at South Carolina.

AS A SOPHOMORE IN 2011-12 (South Carolina):

Named to the SEC All-Defensive Team with 2.3 blocked shots per game, tied for second in the SEC...Averaged 6.8 points and 5.5 rebounds in 31 games, including 30 starts...Led or shared the team lead in rebounding 13 times, in blocks 19 times and posted nine double-figure scoring games...Also recorded 17 games with two or more blocks and two double-doubles.

AS A FRESHMAN IN 2010-11 (South Carolina):

Saw action in 29 games with 19 starts, averaging 3.7 points, 3.6 rebounds and 0.9 blocks in 16.9 minutes per game... Led or shared the team lead in blocks five times and rebounding once...Posted his first 10-rebound game in a Nov. 19 victory over Radford.

PREP:

Four-year letterwinner at Trinity Christian School... Four-star prospect rated the in the top 70 overall and top 15 at his position by Scout, Rivals and ESPN... Averaged 11.5 points, 10.4 rebounds and 5.1 blocks as a senior... Named NCISAA All-State 1-A, All-Southeastern Conference first team and Trinity co-MVP and Defensive MVP as a senior... Averaged 10 points, 10 rebounds and 4.6 blocks as a junior, earning first-team all-conference honors.

PERSONAL: Born on May 16, 1991...Son of Shorhonda Harris...Has a brother, Jarmarkins, and a sister, Shyronnia.

DAMONTRE HARRIS'S CAREER STATISTICS

| Season | GP-GS | MP | FGM-FGA | PCT. | 3PT-ATT | PCT. | FT-FTA | PCT. | REB | AVG. | A | TO | BS | ST | PF-DQ | TP | AV. |
|---------------|--------------|-------------|----------------|-------------|------------|-------------|--------------|-------------|------------|------------|-----------|-----------|-----------|-----------|--------------|------------|------------|
| 2010-11 (SC) | 29-19 | 491 | 47-82 | .573 | 0-2 | .000 | 13-22 | .591 | 104 | 3.6 | 13 | 21 | 26 | 14 | 61-1 | 107 | 3.7 |
| 2011-12 (SC) | 31-30 | 803 | 83-151 | .550 | 0-0 | .000 | 45-56 | .804 | 171 | 5.5 | 15 | 38 | 71 | 29 | 86-2 | 211 | 6.8 |
| Totals | 60-49 | 1294 | 130-233 | .558 | 0-2 | .000 | 58-78 | .744 | 275 | 4.6 | 28 | 59 | 97 | 43 | 147-3 | 318 | 5.3 |

PLAYER BIOS



#0

JACOB KURTZ

SOPHOMORE • 1L • 6-5/195 • GUARD
 OVIEDO, FLA./HAGERTY

Earned a spot on the roster in Oct. 2011...Enrolled at UF in Fall 2010 and was a basketball manager during the 2010-11 season.

AS A FRESHMAN IN 2011-12: Saw action in four games off the bench...Saw action vs. Auburn...Played at Arkansas...Saw action vs. Tennessee...Made his collegiate debut against Mississippi Valley State scoring two points on a pair of free throws...Also grabbed a rebound in four minutes of action against the Delta Devils

PREP: All-Conference honorable mention in Seminole Country...Led Hagerty in scoring (13 ppg), rebounding (9 rpg) and steals (2 spg) and was named the team's defensive player of the year as a senior...Two-time team captain...Coached by Josh Kohn...Also played baseball as a middle infielder for two seasons.

PERSONAL: The son of Laurie and Mike Kurtz...Has a brother, Frank (22), and a sister, Casey (21)...Came to UF for the great academics and because its athletics compete for championships in every sport...Favorite player is Orlando Magic guard J.J. Redick because of his shooting ability and how he moves without the ball...Born on May 28, 1992.



JACOB KURTZ'S CAREER STATISTICS

| Season | GP-GS | MP | FGM-FGA | PCT. | 3PT-ATT | PCT. | FT-FTA | PCT. | REB | AVG. | A | TO | BS | ST | PF-DQ | TP | AV. |
|---------------|------------|----------|------------|-------------|------------|-------------|------------|--------------|----------|------------|----------|----------|----------|----------|------------|----------|------------|
| 2011-12 | 4-0 | 8 | 0-0 | .000 | 0-0 | .000 | 2-2 | 1.000 | 1 | 0.3 | 0 | 0 | 0 | 0 | 0-0 | 2 | 0.5 |
| Totals | 4-0 | 8 | 0-0 | .000 | 0-0 | .000 | 2-2 | 1.000 | 1 | 0.3 | 0 | 0 | 0 | 0 | 0-0 | 2 | 0.5 |

JACOB KURTZ'S SEC STATISTICS

| Season | GP-GS | MP | FGM-FGA | PCT. | 3PT-ATT | PCT. | FT-FTA | PCT. | REB | AVG. | A | TO | BS | ST | PF-DQ | TP | AV. |
|---------------|------------|----------|------------|-------------|------------|-------------|------------|-------------|----------|------------|----------|----------|----------|----------|------------|----------|------------|
| 2011-12 | 3-0 | 4 | 0-0 | .000 | 0-0 | .000 | 0-0 | .000 | 0 | 0.0 | 0 | 0 | 0 | 0 | 0-0 | 0 | 0.0 |
| Totals | 3-0 | 4 | 0-0 | .000 | 0-0 | .000 | 0-0 | .000 | 0 | 0.0 | 0 | 0 | 0 | 0 | 0-0 | 0 | 0.0 |

PLAYER BIOS

MISC. STATS

| | 11-12 | Career |
|-------------------------------|-------|--------|
| Times led UF in scoring | 0 | 0 |
| Times led UF in Rebs. | 0 | 0 |
| Times led UF in Assists | 0 | 0 |
| Double figure scoring | 0 | 0 |
| Double figure reb. games | 0 | 0 |
| Double-Doubles | 0 | 0 |
| Dunks | 0 | 0 |
| Charges Drawn | 0 | 0 |
| First off the Bench | 0 | 0 |
| Scored UF's First Pts. | 0 | 0 |
| Three Point Plays | 0-0 | 0-0 |
| Final Three Minutes from Line | 2-2 | 2-2 |

KURTZ GAME HIGHS

| | |
|----------------------------|------------------------|
| Points | |
| Season | 2, vs. MVSU (12/19/11) |
| Career | Same |
| Rebounds | |
| Season | 1, vs. MVSU (12/19/11) |
| Career | Same |
| Field Goals | |
| Season | None |
| Career | None |
| Field Goal Attempts | |
| Season | None |
| Career | None |
| 3-Points | |
| Season | None |
| Career | None |
| 3-Point FG Attempts | |
| Season | None |
| Career | None |
| Free Throws | |
| Season | 2, vs. MVSU (12/19/11) |
| Career | Same |
| Free Throw Attempts | |
| Season | 2, vs. MVSU (12/19/11) |
| Career | Same |
| Assists | |
| Season | None |
| Career | None |
| Steals | |
| Season | None |
| Career | None |
| Blocked Shots | |
| Season | None |
| Career | None |
| Minutes Played | |
| Season | 4, vs. MVSU (12/19/11) |
| Career | Same |

PLAYER BIOS



#34

CODY LARSON

REDSHIRT SOPHOMORE • 1L • 6-9/239 • FORWARD
SIOUX FALLS, S.D./ROOSEVELT

An athletic power forward who surprises defenders with his quickness... Stretches defenses with his ability to run the floor and should fit in nicely with the Gators' system... Rated a four-star recruit by Scout.com and a three-star recruit by Rivals.com.

AS A REDSHIRT FRESHMAN IN 2011-12: Saw action in 25 games off of the bench... Grabbed a rebound and blocked a shot vs. Norfolk State in Round of 32 action... Saw action in Round of 64 vs. Virginia... Pulled down a rebound vs. Kentucky in the SEC Tournament... Grabbed a rebound vs. Alabama in the SEC Tournament... Saw action at Vanderbilt... Recorded a rebound at Georgia... Saw action vs. Auburn... Grabbed three rebounds at Arkansas... Played eight minutes at Alabama, grabbing three rebounds... Saw four minutes at Ole Miss... Came off the bench vs. LSU... Saw action at South Carolina... Played nine minutes vs. Georgia, grabbing a rebound... Saw action at Tennessee... Dished out an assist vs. Yale... Saw action vs. FSU... Grabbed a rebound vs. No. 22 Texas A&M... Came off the bench and scored two points against Rider... Saw action off the bench at No. 4 Syracuse... Scored four points and added a rebound against Stetson... Played a career-best 17 minutes, scoring two points and adding a rebound vs. JU... Saw action vs. Wright State... Grabbed a career-best four rebounds and added his first-career block vs. UNF... Came off the bench at Ohio State... Saw his first action in a Gator uniform vs. Jackson State scoring four points and adding three rebounds.

2010-11: Redshirted his first year on campus... Scored three points in 17 minutes during two exhibition games.

PREP: Averaged 19.8 points, 7.8 rebounds, 3.0 assists and 2.0 blocks his senior season at Roosevelt... Named to the South Dakota AA All-State from 2008-09 and All-Conference from 2007-09... Played for the Dakota Schoolers AAU team from 2006-09.

PERSONAL: Son of Heidi Wagner and Keith Larson... Has three sibling, Wagner Larson, Tagyn Larson and Kyra Wagner... Father Keith played basketball and football at Augustana College, while mother Heidi played volleyball at Montana St... Chose Florida over Kansas, Iowa, Arizona



CODY LARSON'S CAREER STATISTICS

| Season | GP-GS | MP | FGM-FGA | PCT. | 3PT-ATT | PCT. | FT-FTA | PCT. | REB | AVG. | A | TO | BS | ST | PF-DQ | TP | AV. |
|---------------|-------------|------------|-------------|-------------|------------|-------------|------------|-------------|-----------|------------|----------|----------|----------|----------|-------------|-----------|------------|
| 2011-12 | 25-0 | 143 | 5-11 | .455 | 0-1 | .000 | 2-5 | .400 | 21 | 0.8 | 1 | 8 | 2 | 0 | 28-0 | 12 | 0.5 |
| Totals | 25-0 | 143 | 5-11 | .455 | 0-1 | .000 | 2-5 | .400 | 21 | 0.8 | 1 | 8 | 2 | 0 | 28-0 | 12 | 0.5 |

CODY LARSON'S SEC STATISTICS

| Season | GP-GS | MP | FGM-FGA | PCT. | 3PT-ATT | PCT. | FT-FTA | PCT. | REB | AVG. | A | TO | BS | ST | PF-DQ | TP | AV. |
|---------------|-------------|-----------|------------|-------------|------------|-------------|------------|-------------|----------|------------|----------|----------|----------|----------|------------|----------|------------|
| 2011-12 | 10-0 | 45 | 0-3 | .000 | 0-0 | .000 | 0-0 | .000 | 8 | 0.8 | 0 | 2 | 0 | 0 | 8-0 | 0 | 0.0 |
| Totals | 10-0 | 45 | 0-3 | .000 | 0-0 | .000 | 0-0 | .000 | 8 | 0.8 | 0 | 2 | 0 | 0 | 8-0 | 0 | 0.0 |

PLAYER BIOS

State, Indiana, Ohio State and Michigan...The first South Dakota native to suit up for the Gators since current NBA player Mike Miller did so from 1998-2000...Born on Nov. 21, 1991.

MISC. STATS

| | 11-12 | Career |
|-------------------------------|-------|--------|
| Times led UF in scoring | 0 | 0 |
| Times led UF in Rebs. | 0 | 0 |
| Times led UF in Assists | 0 | 0 |
| Double figure scoring | 0 | 0 |
| Double figure reb. games | 0 | 0 |
| Double-Doubles | 0 | 0 |
| Dunks | 0 | 0 |
| Charges Drawn | 1 | 1 |
| First off the Bench | 6 | 6 |
| Scored UF's First Pts. | 0 | 0 |
| Three Point Plays | 0-0 | 0-0 |
| Final Three Minutes from Line | 0-0 | 0-0 |

LARSON GAME HIGHS

| | |
|----------------------------|---------------------------------------|
| Points | |
| Season | 4, 2x, last vs. Stetson (11/28/11) |
| Career | Same |
| Rebounds | |
| Season | 4, vs. UNF (11/17/11) |
| Career | Same |
| Field Goals | |
| Season | 2, vs. Jackson State (11/11/11) |
| Career | Same |
| Field Goal Attempts | |
| Season | 3, vs. Jackson State (11/11/11) |
| Career | Same |
| 3-Points | |
| Season | None |
| Career | None |
| 3-Point FG Attempts | |
| Season | 1, vs. Jackson State (11/11/11) |
| Career | Same |
| Free Throws | |
| Season | 2, vs. Stetson (11/28/11) |
| Career | Same |
| Free Throw Attempts | |
| Season | 3, vs. Stetson (11/28/11) |
| Career | Same |
| Assists | |
| Season | 1, vs. Yale (12/31/11) |
| Career | Same |
| Steals | |
| Season | None |
| Career | None |
| Blocked Shots | |
| Season | 1, 2x, last vs. Norfolk St. (3/18/12) |
| Career | Same |
| Minutes Played | |
| Season | 17, vs. Jacksonville (11/25/11) |
| Career | Same |

PLAYER BIOS



#33

ERIK MURPHY

SENIOR • 3L • 6-10/238 • FORWARD
SOUTH KINGSTOWN, R.I./ST. MARK'S (MASS.)

Agile low-post player with a high basketball IQ, rebounding skill set and a soft touch around the rim...Able to stretch defenses with his outside shot...Became a regular in the starting lineup in his junior year...Named to the All-SEC Tournament team in 2012 after averaging 19.5 points over the two games.

AS A JUNIOR IN 2011-12: Saw action in 34 games, making 32 starts... Averaged 10.5 points and 4.5 rebounds...Led the team with 37 blocked shots... Had a team-best 14 points and eight rebounds in Elite Eight action vs. Louisville...Grabbed 10 boards and added seven points and three blocks vs. Marquette in Sweet 16 action...Scored 10 points and added eight rebounds vs. Norfolk State in Round of 32 action...Tallied five points and three rebounds in Round of 64 action vs. Virginia...Scored a career-high 24 points, including going a perfect four-of-four from distance, vs. Kentucky in the SEC Tournament Semifinals...Tallied 15 points and added three rebounds and three blocks vs. Alabama in the SEC Tournament...Scored 14 points and added eight rebounds vs. Kentucky...Tallied nine points and five rebounds at Vanderbilt...Scored two points at Georgia...Posted seven points and grabbed five rebounds vs. Auburn...Scored 13 points and added four rebounds at Arkansas...Tallied 14 points, grabbed five boards and added four steals at Alabama...Scored 12 points vs. Tennessee...Posted seven points and three boards at Kentucky...Scored eight points vs. Vanderbilt...Had four points and six rebounds vs. South Carolina...Tallied 14 points and added four boards and two blocks vs. Mississippi State...Scored seven points and added four boards at Ole Miss...Led the team with 15 points on six-of-seven shooting, including three-of-four from deep vs. LSU...Scored 11 points and dished out a career-best four assists at South Carolina...Blocked two shots, scored four points and grabbed two rebounds vs. Georgia...Scored 13 points and batted away a career-high four blocks at Tennessee...Tallied nine points, six rebounds and a block vs. UAB...Led the Gators with 13 points on five-of-seven shooting at Tennessee...Also



ERIK MURPHY'S CAREER STATS

| Season | GP-GS | MP | FGM-FGA | PCT. | 3PT-ATT | PCT. | FT-FTA | PCT. | REB | AVG. | A | TO | BS | ST | PF-DQ | TP | AV. |
|---------------|---------------|-------------|----------------|-------------|---------------|-------------|---------------|-------------|------------|------------|-----------|-----------|-----------|-----------|--------------|------------|------------|
| 2009-10 | 33-0 | 299 | 48-80 | .600 | 0-0 | .000 | 19-30 | .633 | 79 | 2.4 | 8 | 20 | 8 | 12 | 51-1 | 115 | 3.5 |
| 2010-11 | 33-1 | 355 | 54-105 | .514 | 12-30 | .400 | 21-28 | .750 | 75 | 2.3 | 8 | 24 | 15 | 5 | 55-0 | 141 | 4.3 |
| 2011-12 | 34-32 | 882 | 131-270 | .485 | 59-140 | .421 | 35-43 | .814 | 154 | 4.5 | 29 | 44 | 37 | 18 | 90-0 | 356 | 10.5 |
| Totals | 100-33 | 1536 | 233-455 | .512 | 71-170 | .418 | 75-101 | .743 | 308 | 3.1 | 45 | 88 | 60 | 35 | 196-1 | 612 | 6.1 |

ERIK MURPHY'S SEC STATS

| Season | GP-GS | MP | FGM-FGA | PCT. | 3PT-ATT | PCT. | FT-FTA | PCT. | REB | AVG. | A | TO | BS | ST | PF-DQ | TP | AV. |
|---------------|--------------|------------|---------------|-------------|--------------|-------------|--------------|-------------|------------|------------|-----------|-----------|-----------|-----------|-------------|------------|------------|
| 2009-10 | 16-0 | 140 | 18-33 | .545 | 0-0 | .000 | 10-19 | .526 | 38 | 2.4 | 3 | 8 | 3 | 4 | 28-1 | 46 | 2.9 |
| 2010-11 | 13-0 | 91 | 12-26 | .462 | 5-9 | .556 | 4-7 | .571 | 22 | 1.7 | 2 | 6 | 1 | 2 | 19-0 | 33 | 2.5 |
| 2011-12 | 16-16 | 424 | 58-125 | .464 | 25-66 | .379 | 13-15 | .867 | 63 | 3.9 | 15 | 19 | 14 | 12 | 44-0 | 154 | 9.6 |
| Totals | 45-16 | 655 | 88-184 | .478 | 30-75 | .400 | 27-41 | .659 | 123 | 2.7 | 20 | 33 | 18 | 18 | 91-1 | 233 | 5.2 |

PLAYER BIOS

blocked four shots and grabbed four boards vs. the Vols... Posted a career-best 18 points on six-of-12 shooting vs. Yale... Also set career highs for assists, field goals and three pointers made vs. the Bulldogs... Scored 14 points and added a season best eight boards at Rutgers... Also blocked a career-best three shots vs. the Scarlet Knights... Tallied 12 points and six rebounds vs. Florida State... Scored 11 points and added a season-best eight rebounds vs. Mississippi Valley State... In 28 minutes, scored 13 points and added five boards vs. No. 22 Texas A&M... Scored seven points in 12 minutes vs. Rider... Returned from an injury to score three points and grab five rebounds vs. Arizona... Contributed seven points and five rebounds in 21 minutes vs. Wright State... Tallied 13 points in 19 minutes vs. UNF... Scored 14 points on 5-of-6 shooting, including a perfect 4-for-4 from distance at No. 3 Ohio State... Blocked a then career-best three shots vs. Jackson State in the season opener.

AS A SOPHOMORE IN 2010-11: Averaged 4.3 points and 2.3 rebounds in 33 games (one start)... Scored 10 points on 4-of-5 shooting, including his first-career three-pointer, in the Gators' season-opening win vs. UNC-Wilmington... Registered eight points, four rebounds and two blocks in just 17 minutes in the home game against Ohio State... Made his first career start in the win vs. North Carolina A&T, tallying 11 points, four rebounds and a career-best tying two blocks, while making a career-high three shots from the charity stripe... Registered six points and a career-high tying two blocks in 11 minutes in the win against Morehead State... Recorded four points, three rebounds and a career-high tying two assists in just 11 minutes in the home victory over FAU... Scored the last four points of the game in a four-point win at rival FSU, finishing with 10 points and six rebounds, including a perfect 3-for-3 shooting from the field... Brought down four rebounds and scored four points on the road vs. UCF... Tallied seven points and three rebounds in the win at American... Collected five points, four rebounds and two blocks in the victory over Kent State... Totaled seven points and four rebounds in the win vs. Kansas State... Registered four points against Jacksonville... Collected four points, four rebounds and two blocks in the home victory over Radford... Recorded four points and three rebounds in the win at Xavier... Missed the Rhode Island game and the first three SEC contests due to injury... Brought down three rebounds in six minutes in his return at Auburn... Totaled six points and three rebounds in the win vs. Arkansas... Collected seven points and three rebounds in four minutes in the double-overtime victory at Georgia... Recorded seven points and two rebounds in nine minutes at Mississippi State... Pulled down four rebounds in the overtime win vs. Vanderbilt... Tallied two points and two rebounds in the rivalry win over Kentucky at home... Played two minutes in the victory at South Carolina... Recorded three points, one rebound and one steal in win over Tennessee... Totaled four points and two rebounds in

the road win at LSU... Played four minutes in the SEC East-clinching win over Georgia at home... Made one three-point shot at Kentucky... Scored one point and brought down one rebound in the Senior Night home win over Alabama... Played four minutes at Vanderbilt to help UF win its third outright SEC title... Scored five points in eight minutes to help Florida defeat Tennessee in the quarterfinals of the SEC Tournament... Had two rebounds and two points in the Gators' win over Vanderbilt in the SEC Tournament semifinals... Contributed three points and two rebounds versus Kentucky in the SEC Tournament Championship... Scored seven points in 17 minutes versus UCSB in the second round of the NCAA Tournament... Was 3-for-4 from the field for seven points in Florida's win over UCLA in the third round of the NCAA Tournament... Was 1-for-1 in five minutes versus BYU in the NCAA regional semifinal... Pulled down two rebounds in six minutes during Florida's NCAA regional final versus Butler.

AS A FRESHMAN IN 2009-10: Saw action in 33 games last year, averaging 3.5 points and 2.4 rebounds per game... Saw 14 minutes of action in his first game as a Gator as UF defeated Stetson in the season opener, finishing with six points, two rebounds, a steal and an assist... Pulled down four boards and scored two points in six minutes of play as UF defeated Georgia Southern in the first game of the 2009 Legends Classic... Scored five points in UF's win over No. 2 Michigan State and had eight points (4-of-6 FG) as UF downed Rutgers to win the 2009 Legends Classic in Atlantic City, N.J... Scored four points, dished out a season-high two assists and grabbed four rebounds in UF's win over FAMU in Gainesville... Scored four points as Florida took down Jacksonville... Pulled down two rebounds and scored two points in 12 minutes of play against Syracuse as part of the SEC/Big East Invitational in Tampa... Played two minutes against South Alabama, grabbing an offensive board and a block... Grabbed a season-high three steals, while contributing two points, a block and rebound as UF defeated American... Had a career-best game as Florida took down Presbyterian in Gainesville Dec. 30, notching his first double-double with 16 points (7-of-11 FG) and 11 rebounds... Scored four points and grabbed three rebounds in 14 minutes of play in UF's overtime win over NC State Jan. 3 in Raleigh... Tallied four points and three rebounds in 13 minutes of play in the SEC opener at Vanderbilt... Scored four points and collected six rebounds against Kentucky... Collected two points, four rebounds and one assist in 15 minutes of play against LSU at home... Pulled down four rebounds and tallied a career-best two blocks in UF's winning efforts over Arkansas... Played two minutes in the 58-56 win over South Carolina at home... Saw three minutes of action in the win over Georgia... Played seven minutes against Tennessee in Knoxville, chipping in three points and three rebounds as the Gators fell short to the Vols... Pulled down one rebound and scored two points in six minutes of play as UF topped Alabama in Tuscaloosa... Tallied four points in the win over Mississippi State at home... Notched three points and two rebounds as the Gators were edged by South Carolina on the road... Scored four points and had two rebounds in just five minutes in the loss to Xavier... Had seven points in 13 minutes of play against Auburn, going three-for-three from the field and adding three rebounds... Saw four minutes of play against Ole Miss on the road, grabbing one rebound... Was 2-for-2 from the field to

MURPHY GAME HIGHS

| | |
|----------------------------|--------------------------------------|
| Points | |
| Season | 24, vs. Kentucky (3/10/12) |
| Career | Same |
| Rebounds | |
| Season | 10, vs. Marquette (3/22/12) |
| Career | 11, vs. Presbyterian (12/30/09) |
| Field Goals | |
| Season | 9, vs. Kentucky (3/10/12) |
| Career | Same |
| Field Goal Attempts | |
| Season | 13, vs. Marquette (3/22/12) |
| Career | Same |
| 3-Points | |
| Season | 5, vs. Yale (12/31/11) |
| Career | Same |
| 3-Point FG Attempts | |
| Season | 8, 2x, last vs. Marquette (3/22/12) |
| Career | Same |
| Free Throws | |
| Season | 4, 4x, last vs. Louisville (3/24/12) |
| Career | Same |
| Free Throw Attempts | |
| Season | 4, 7x, last vs. Louisville (3/24/12) |
| Career | 5, vs. South Carolina (2/10/10) |
| Assists | |
| Season | 4, at South Carolina (1/14/12) |
| Career | Same |
| Steals | |
| Season | 4, at Alabama (2/14/12) |
| Career | Same |
| Blocked Shots | |
| Season | 4, at Tennessee (1/7/12) |
| Career | Same |
| Minutes Played | |
| Season | 36, vs. Kentucky (3/4/12) |
| Career | Same |

contribute four points and two rebounds in nine minutes of play to UF's winning efforts against No. 17/19 Tennessee in Gainesville... Hit one shot from the field to chip in two points and one rebound in eight minutes of play as the Gators fell at Georgia... Played nine minutes, scoring two points and grabbing an offensive rebound as UF fell to Vandy in the regular season home finale... Played 17 minutes off the bench, contributing nine points, six rebounds and a steal as Florida lost by eight to No. 3 UK in Lexington... Played nine minutes in the first round of the 2010 SEC Tournament in Nashville versus Auburn, contributing one point off a free throw, while dishing out an assist and grabbing a defensive rebound... Grabbed three rebounds in 10 minutes of play as the Gators were topped by Mississippi State in the SEC Tournament quarterfinal... Shot 3-of-4 from the field for seven points and collected a block and a rebound in the NCAA Tournament first-round loss to BYU.

PREP: Led St. Mark's to its third New England Prep School Athletic Conference Class C title in four years in 2008-09 and was named tournament MVP... Averaged 22.0 points and 10.0 rebounds per game his senior season... A four-year letterwinner, a three-year starter and two-time captain for Head Coach David Lubick at St. Mark's... Became the first-ever player from Rhode Island in 2009 to be named a Parade Magazine All-American... Played in the 2009 Reebok All-American game, Kentucky Derby Classic and the 2008 Boost Mobile Elite 24 game at Rucker Park... Member of the New England Playaz AAU travel team... Participated in the 2009 Adidas Basketball Experience, 2008 Fullcourt Press Showcase, and New England Elite 75 Showcase.

PERSONAL: The son of former Boston College great and NBA player Jay Murphy... Jay played in the NBA for four seasons with the Los Angeles Clippers and Washington

MISC. STATS

| | 09-10 | 10-11 | 11-12 | Career |
|-------------------------------|-------|-------|-------|--------|
| Times led UF in scoring | 0 | 0 | 4 | 4 |
| Times led UF in Rebs. | 0 | 1 | 5 | 6 |
| Times led UF in Assists | 0 | 0 | 0 | 0 |
| Double figure scoring | 2 | 3 | 19 | 24 |
| Double figure reb. games | 1 | 0 | 1 | 2 |
| Double-Doubles | 1 | 0 | 0 | 1 |
| Dunks | 2 | 0 | 1 | 3 |
| Charges Drawn | 2 | 0 | 10 | 12 |
| First off the Bench | 0 | 10 | 2 | 12 |
| Scored UF's First Pts. | 0 | 0 | 9 | 9 |
| Three Point Plays | 3-4 | 2-2 | 1-1 | 6-7 |
| Final Three Minutes from Line | 2-2 | 2-2 | 2-2 | 6-6 |

PLAYER BIOS

Bullets from 1984-88...He scored 1,795 points in his collegiate career at Boston College, averaging 14.6 points and 6.2 boards per game over his four years...Erik has two younger brothers, Alex and Tomas...Was born in Lyon, France...Birthday is Oct. 26, 1990.

PLAYER BIOS



#11

BRAXTON OGBUEZE

FRESHMAN • HS • 6-0/182 • GUARD

CHARLOTTE, N.C./UNITED FAITH CHRISTIAN ACADEMY

A consensus top-100 recruit who is a leader at the point guard position...Has the ability to create off the dribble and finish at the hoop...Possesses a reliable jump shot and a knack for finding open teammates.

PREP: Led United Faith Christian Academy to an 18-10 record as a senior, averaging 21.9 points and 3.8 assists per game while shooting .609 from the field, including .542 from 3-point range...Named to the 2012 NCISAA 1A Boys Basketball All-State Team...Helped lead United Faith Christian Academy to a 28-8 record his junior season and the No. 8 ranking in North Carolina...Averaged 20 points and five assists on the season for the Falcons...Competed for the Charlotte Royals AAU team.

PERSONAL: Born on Nov. 23, 1993...Son of Godwin and Sharon Ogbueze...Siblings are Ana, Tece and Klem.

PLAYER BIOS



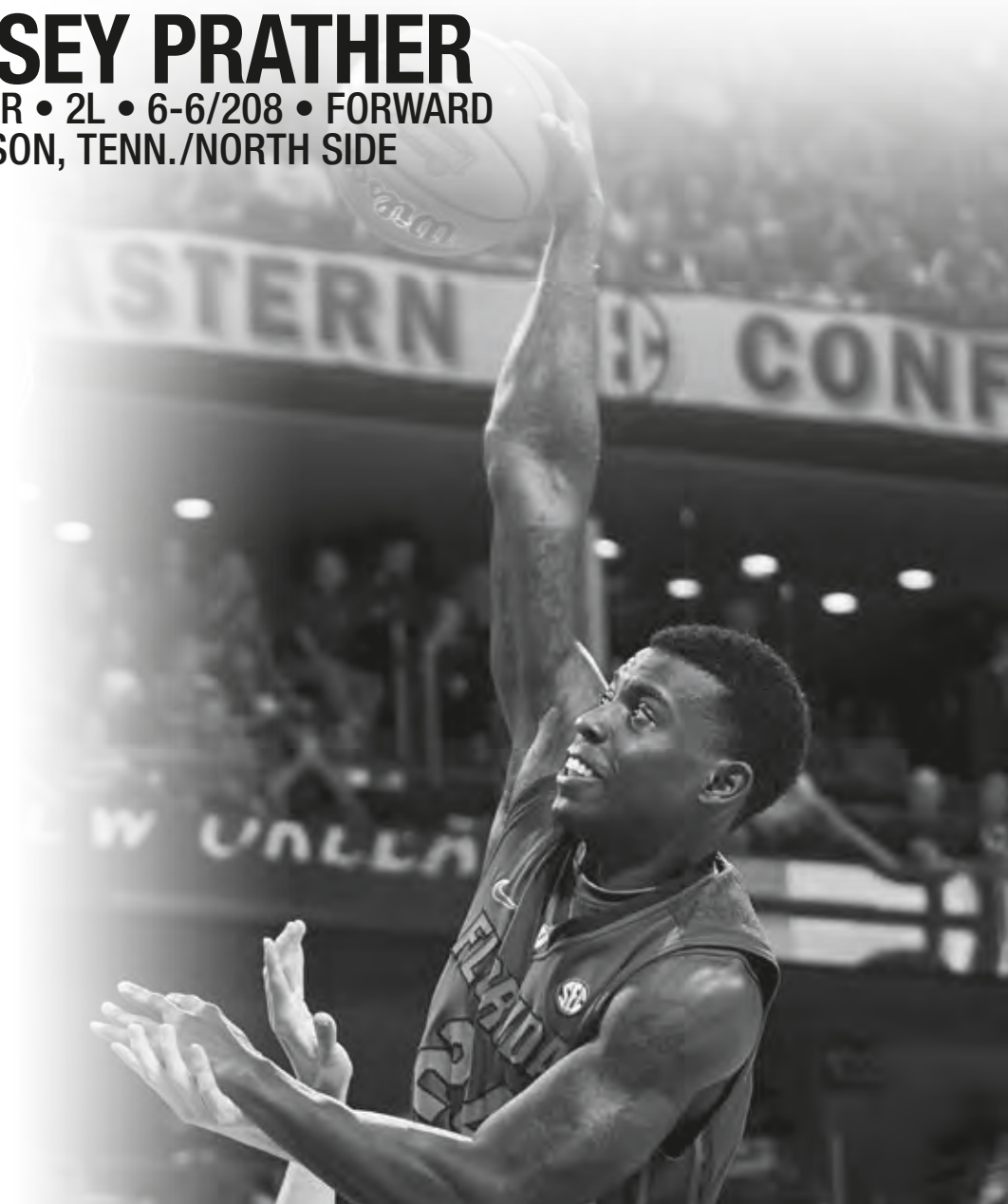
#24

CASEY PRATHER

JUNIOR • 2L • 6-6/208 • FORWARD
JACKSON, TENN./NORTH SIDE

A hard-working athletic forward who loves physical play and rebounding on both ends of the floor...Able to use his athleticism to slash to the basket...Had a breakout performance with 14 points in Florida's NCAA Tournament win vs. Virginia in 2012...Rated the No. 35 player overall on the ESPN Top-100 list for the class of 2010...Ranked number 71 by Rivals.com and number 59 by Scout.com...Four-star recruit by both Rivals.com and Scout.com.

AS A SOPHOMORE IN 2011-12: Saw action in 28 games, averaging 2 points and 1.8 rebounds off the bench...Grabbed four rebounds in Elite Eight action vs. Louisville...Scored four points and added three rebounds and a block vs. Marquette in Sweet 16 action...Blocked two shots and added two points vs. Norfolk State in Round of 32 action...Scored a career-best 14 points, on six-of-seven shooting, and added four rebounds in Round of 64 action vs. Virginia...Recorded a dunk and added a rebound vs. Kentucky in the SEC Tournament...Saw action vs. Kentucky...Recorded a dunk at Vanderbilt...Tallied two points at Georgia...Scored two points and grabbed two rebounds vs. Auburn...Played at Arkansas...Saw action at Alabama...Scored a point, added two rebounds and recorded a block vs. Tennessee...Saw action vs. Vanderbilt...Came off the bench at Ole Miss...Saw action at South Carolina...Grabbed four rebounds at Tennessee...Recorded a block and a rebound vs. FSU...Scored a point and added a career-high tying five boards against MVSU...Grabbed four boards and chipped in two points and two steals vs. No. 22 Texas A&M...Came off the bench scoring two points, grabbing three rebounds and recording two steals...Grabbed two rebounds and added a point in eight minutes vs. Arizona...Blocked a career-best two shots and added, two points and an assist at No. 4 Syracuse...Came off the bench to score five points and grab three rebounds vs. Stetson...Scored six points and added three rebounds in 12 minutes vs. Jacksonville...Came off the bench and played six minutes vs. Wright State...Scored five points, grabbed three rebounds and dished out three assists vs. UNF...Saw action at Ohio State...Contributed three points and three rebounds in the season opener vs. Jackson State.



CASEY PRATHER'S CAREER STATISTICS

| Season | GP-GS | MP | FGM-FGA | PCT. | 3PT-ATT | PCT. | FT-FTA | PCT. | REB | AVG. | A | TO | BS | ST | PF-DQ | TP | AV. |
|---------------|-------------|------------|--------------|-------------|-------------|-------------|--------------|-------------|-----------|------------|-----------|-----------|-----------|-----------|-------------|-----------|------------|
| 2010-11 | 33-2 | 222 | 17-39 | .436 | 4-15 | .267 | 0-0 | .000 | 37 | 1.1 | 12 | 18 | 2 | 7 | 20-0 | 38 | 1.2 |
| 2011-12 | 28-0 | 266 | 22-60 | .367 | 2-5 | .400 | 11-28 | .393 | 49 | 1.8 | 8 | 21 | 8 | 12 | 45-2 | 57 | 2.0 |
| Totals | 61-2 | 488 | 39-99 | .394 | 6-20 | .300 | 11-28 | .393 | 86 | 1.4 | 20 | 39 | 10 | 19 | 65-2 | 95 | 1.6 |

CASEY PRATHER'S SEC STATISTICS

| Season | GP-GS | MP | FGM-FGA | PCT. | 3PT-ATT | PCT. | FT-FTA | PCT. | REB | AVG. | A | TO | BS | ST | PF-DQ | TP | AV. |
|---------------|-------------|------------|-------------|-------------|------------|-------------|------------|-------------|-----------|------------|----------|-----------|----------|----------|-------------|-----------|------------|
| 2010-11 | 16-2 | 88 | 4-13 | .308 | 0-5 | .000 | 0-0 | .000 | 20 | 1.3 | 5 | 7 | 1 | 2 | 9-0 | 8 | 0.5 |
| 2011-12 | 11-0 | 63 | 3-11 | .273 | 0-0 | .000 | 2-4 | .500 | 8 | 0.7 | 0 | 12 | 1 | 1 | 16-1 | 8 | 0.7 |
| Totals | 27-2 | 151 | 7-24 | .292 | 0-5 | .000 | 2-4 | .500 | 28 | 1.0 | 5 | 19 | 2 | 3 | 25-1 | 16 | 0.6 |

PLAYER BIOS

AS A FRESHMAN IN 2010-11: Averaged 1.2 points and 1.1 rebounds in 33 games (two starts)... Made his UF debut with two points and a rebound in UF's 77-60 season-opening triumph vs. UNC-Wilmington... Tallied one rebound and one assist against Ohio State at home... Scored double-digits for the first time in his career with 12 points on 5-of-8 shooting in the home win vs. North Carolina A&T... Played two minutes at home in the victory against Morehead State... Played six minutes of action in the win over FAU at home... Recorded three points and two rebounds in the rivalry win at FSU... Scored two points on the road vs. UCF... Registered a steal and assist in the win at American... Had one rebound in three minutes of play in the home win against Kent State... Collected a rebound and an assist in the triumph vs. Kansas State... Played four minutes against Jacksonville... Grabbed one offensive rebound in the home win over Radford... Recorded career highs in rebounds (five) and assists (three) to go along with eight points in the victory at home against Rhode Island... Grabbed two rebounds in the SEC-opening win vs. Ole Miss... Collected one rebound and an assist in the overtime win at Tennessee... Had one shot attempt against South Carolina... Grabbed two rebounds in three minutes in the road win at Auburn... Tallied six points, four rebounds and two assists in the victory against Arkansas... Saw six minutes of action at Georgia... Notched two points and two rebounds at Mississippi State... Brought down three rebounds in the overtime win vs. Vanderbilt... Played three minutes in the rivalry win against Kentucky... Recorded one steal in the victory at South Carolina... Tallied one assist in three minutes of play in the win over Tennessee... Grabbed three rebounds in 15 minutes in the road win at LSU... Made his second career start in the SEC East-clinching win over Georgia at home... Grabbed one rebound in three minutes at Kentucky... Notched one rebound in the Senior Night victory over Alabama at home... Pulled down a rebound at Vanderbilt to help UF win its third outright SEC title... Played three minutes in Florida's game versus Tennessee in the SEC Tournament quarterfinals... Contributed three points and two rebounds in the Gators' game in the semifinals versus Vanderbilt... Played two minutes in the SEC Championship game versus Kentucky... Grabbed two rebounds versus UCSB in the second round of the NCAA Tournament.

PREP: A finalist for Tennessee's Mr. Basketball his senior season after averaging 29 points, 13 rebounds, five blocks, five steals and three assists... Scored over 2,000 career points at North Side High School while being coached by Tony Brown... Named to the 2010 TSWA Class AA All-State Basketball Team... Member of the Nashville Celtics AAU team that captured the 2010 River City Showdown Championship... Selected to the All-District team and was named team MVP all four seasons on varsity (2006-10)... Selected to the district's All-Tournament team his sopho-

more, junior and senior seasons... Named All-West Player of the Year in 2008-09 and 2009-10... Notched 53 points and 24 rebounds in a game his junior year... Competed in the Florida vs. USA Hardwood Classic All-Star Game in Orlando, Fla. as a member of Team USA.

PERSONAL: Son of Enova and Jeffrey Reid... Has one sister, Brittany... Chose Florida over Clemson, Memphis, Michigan and Vanderbilt... Born May 29, 1991.

PRATHER GAME HIGHS

| Points | |
|---------------------|---------------------------------------|
| Season | 14, vs. Virginia (3/16/12) |
| Career | Same |
| Rebounds | |
| Season | 5, vs. MVSU (12/19/11) |
| Career | 5, 2x, last vs. MVSU (12/19/11) |
| Field Goals | |
| Season | 6, vs. Virginia (3/16/12) |
| Career | Same |
| Field Goal Attempts | |
| Season | 7, vs. Virginia (3/16/12) |
| Career | 8, vs. NC A&T (11/18/10) |
| 3-Points | |
| Season | 1, 2x, last vs. Virginia (3/16/12) |
| Career | 2, vs. NC A&T (11/18/10) |
| 3-Point FG Attempts | |
| Season | 2, vs. Marquette (3/22/12) |
| Career | 4, vs. NC A&T (11/18/10) |
| Free Throws | |
| Season | 2, 3x, last vs. Texas A&M (12/17/11) |
| Career | Same |
| Free Throw Attempts | |
| Season | 4, 3x, last vs. Texas A&M (12/17/11) |
| Career | Same |
| Assists | |
| Season | 3, vs. UNF (11/17/11) |
| Career | 3, 2x, last vs. UNF (11/17/11) |
| Steals | |
| Season | 2x, 4x, last vs. Texas A&M (12/17/11) |
| Career | 2x, 5x, last vs. Texas A&M (12/17/11) |
| Blocked Shots | |
| Season | 2, 2x, last vs. Norfolk St. (3/18/12) |
| Career | Same |
| Minutes Played | |
| Season | 22, vs. Virginia (3/16/12) |
| Career | 25, vs. NC A&T (11/18/10) |

MISC. STATS

| | 10-11 | 11-12 | Career |
|-------------------------------|-------|-------|--------|
| Times led UF in scoring | 0 | 1 | 1 |
| Times led UF in Rebs. | 0 | 0 | 0 |
| Times led UF in Assists | 0 | 0 | 0 |
| Double figure scoring | 1 | 1 | 2 |
| Double figure reb. games | 0 | 0 | 0 |
| Double-Doubles | 0 | 0 | 0 |
| Dunks | 5 | 5 | 10 |
| Charges Drawn | 0 | 4 | 4 |
| First off the Bench | 1 | 11 | 12 |
| Scored UF's First Pts. | 0 | 0 | 0 |
| Three Point Plays | 0-0 | 0-0 | 0-0 |
| Final Three Minutes from Line | 0-0 | 2-6 | 2-6 |

PLAYER BIOS



#3

MIKE ROSARIO

REDSHIRT SENIOR • 1L • 6-3/183 • GUARD
 JERSEY CITY, N.J./ST. ANTHONY'S/RUTGERS

A dynamic scorer with a knack for putting the ball in the bucket... Scored 6.6 points per game in 2011-12, most among players coming off the bench for UF... Competed with the Puerto Rican national team in the 2012 FIBA Centrobasket Tournament, earning a silver medal... Also helped Puerto Rico come within one win of the 2012 Olympics at the qualifying tournament... Transferred to Florida from Rutgers in 2010 and sat out the 2010-11 season as a redshirt... A quick shooter who will be a natural fit in the Gators' fast-running style of play... Competed with the Puerto Rico Senior National Team in August at the 2009 Marchand Continental Cup in San Juan and was the youngest player in the four-nation tournament... Also played with Puerto Rico at the 2009 FIBA U19 World Championship in Auckland, New Zealand and the 23rd World Juniors Basketball Tournament in Douai, France... Led the FIBA World Championships in scoring with a 24.0 average... Was named to the 2009 World Junior All-Tournament Team after averaging 20.4 points-per-game.

AS A REDSHIRT JUNIOR IN 2011-12: Saw action in 31 games averaging 6.6 points off the bench... Scored three points in Elite Eight action vs. Louisville... Scored four points and blocked two shots vs. Marquette in Sweet 16 action... Tallied 12 points vs. Norfolk State in Round of 32 action... Scored three points and added two assists in Round of 64 action vs. Virginia... Saw action vs. Kentucky in the SEC Semis... Scored two points and grabbed a rebound vs. Alabama in the SEC Tournament... Came off the bench, scoring four points vs. Kentucky... Scored five points and added two assists at Vanderbilt... Scored six points at Georgia... Saw action vs. Auburn... Tallied three points at Kentucky... Came off the bench to score 10 points vs. Vanderbilt... Tallied four points vs. South Carolina... Came off the bench to score five points vs. Mississippi State... Scored eight points at Ole Miss... In 15 minutes off the bench, scored 11 points vs. LSU... Came off the bench at South Carolina to score 10 points on three-of-six shooting... Scored seven points off the bench vs. Georgia... Dished out an assist and grabbed



MIKE ROSARIO'S CAREER STATS

| Season | GP-GS | MP | FGM-FGA | PCT. | 3PT-ATT | PCT. | FT-FTA | PCT. | REB | AVG. | A | TO | BS | ST | PF-DQ | TP | AV. |
|---------------|--------------|-------------|-----------------|-------------|----------------|-------------|----------------|-------------|------------|------------|------------|------------|-----------|-----------|--------------|-------------|-------------|
| 2008-09* | 32-30 | 1040 | 184-470 | .391 | 76-252 | .302 | 73-87 | .839 | 111 | 3.5 | 45 | 94 | 6 | 34 | 74-2 | 517 | 16.2 |
| 2009-10* | 32-30 | 1079 | 184-487 | .378 | 78-239 | .326 | 88-119 | .739 | 126 | 3.9 | 46 | 87 | 3 | 31 | 63-2 | 534 | 16.7 |
| 2010-11 | - | - | - | - | - | - | - | - | Redshirted | - | - | - | - | - | - | - | - |
| 2011-12 | 31-0 | 447 | 74-172 | .430 | 33-98 | .337 | 24-32 | .750 | 43 | 1.4 | 30 | 29 | 2 | 16 | 29-0 | 205 | 6.6 |
| Totals | 95-61 | 2566 | 442-1129 | .391 | 187-589 | .317 | 185-238 | .777 | 280 | 2.9 | 121 | 210 | 11 | 81 | 166-4 | 1256 | 13.2 |

* at Rutgers

MIKE ROSARIO'S SEC STATISTICS

| Season | GP-GS | MP | FGM-FGA | PCT. | 3PT-ATT | PCT. | FT-FTA | PCT. | REB | AVG. | A | TO | BS | ST | PF-DQ | TP | AV. |
|---------------|-------------|------------|--------------|-------------|-------------|-------------|--------------|-------------|-----------|------------|-----------|-----------|----------|----------|-------------|-----------|------------|
| 2011-12 | 13-0 | 179 | 24-66 | .364 | 9-33 | .273 | 16-18 | .889 | 11 | 0.8 | 13 | 12 | 0 | 9 | 10-0 | 73 | 5.6 |
| Totals | 13-0 | 179 | 24-66 | .364 | 9-33 | .273 | 16-18 | .889 | 11 | 0.8 | 13 | 12 | 0 | 9 | 10-0 | 73 | 5.6 |

PLAYER BIOS

a rebound at Tennessee...Tallied nine points and three rebounds vs. Yale...Came off the bench to score five points at Rutgers...Scored six points and grabbed three rebounds vs. No. 22 Texas A&M...Dished out four assists off the bench vs. Rider...Scored 10 points, including 3-of-4 from deep, in 14 minutes vs. Arizona...Came off the bench to score two points at No. 4 Syracuse...Put up 10 points and added four rebounds and two steals vs. Stetson...Scored 12 points against Jacksonville...Reached double figures vs. Wright State, scoring 11 points on four-of-five shooting and grabbed a career-best tying seven boards vs. the Raiders... Tallied 15 points in 18 minutes vs. UNF...Totaled five points and three rebounds at Ohio State...Scored 19 points in 20 minutes of play vs. Jackson State in the opener.

2010-11: Redshirt season.

AS A SOPHOMORE IN 2009-10: Only the second sophomore in Rutgers' history to score 1,000 career points... Named twice to the 2009-10 Big East Honor Roll... Finished ninth in the Big East in scoring (16.7) and third in three-pointers per game (2.4)...Led the team in scoring 19 times, while leading the way in double-digit scoring games (28) and 20-plus point games (9)...Scored a game-high 24 points on 8-of-13 shooting (5-for-8 3FG) against DePaul...Dropped in a team-high 14 points off the bench vs. UConn...Poured in a career-high 33 points on 13-of-22 FG against St. John's...Scored a game-high 24 points against Notre Dame...Posted a game-best 16 points along with five rebounds at Marquette...Tallied a game-high 22 points at North Carolina...Scored 28 points and dished out a career-high tying five assists vs. St. Peter's...Posted 22 points vs. UMass...Named to the 2009 Legends Classic Championship All-Tournament Team, averaging 17.8 points and 4.5 rebounds in four games.

AS A FRESHMAN IN 2008-09: Named a freshman All-American by CollegeInsider.com and CollegeHoops.net...A 2008-09 Big East All-Rookie selection and the Metropolitan Basketball Writers Association Rookie of the Year...Set the Rutgers freshman all-time scoring mark with 517 points...Played in all 32 games (30 starts) as a true freshman, averaging a team-best 16.2 points to rank fifth nationally among freshmen in scoring...Posted double figures in 28 of 32 games and averaged 18.9 points in eight contests against nationally-ranked foes...Led all Big East freshmen in scoring, free throw percentage (83.9), three-point field goals made (2.38) and minutes played (32.5)...Placed 11th in scoring and second in FT percentage in the Big East... Made 76 three-pointers, tied for the most by a freshman and the sixth most in a season in Rutgers history...Was twice named Big East Rookie of the Week... Scored a game-high tying 20 points at Notre Dame... Scored a team-high 19 points, grabbed six rebounds and dished out a season-high five assists at Villanova... Scored a game-high 20 points at Georgetown, including 17 in the second-half...Posted 25 points at Seton Hall... Swiped a season-high five steals and added 16 points at St. John's...Registered 21 points vs. Louisville...Scored 22 points against Marquette...Posted a game-high 22 points and four assists vs. Pittsburgh...Poured in 26 points against eventual national champion North Carolina...Made a season-high six three-pointers en route to a game-high 25 points at Rider...Tallied a season-high 27 points vs. Robert Morris, the most by a Rutgers freshman since 2004...Scored a team-high 17 points in season opener vs. Marist, the most in a Rutgers freshman debut since 1993.

PREP: Scored 18 points and swiped a game-high five steals in the 2008 McDonald's All-American game... Named a 2008 Second Team All-America honoree by Parade and USA Today...Named the 2008 Newark Star-Ledger New Jersey Player of the Year...Led St. Anthony's

MISC. STATS

| | 11-12 | Career |
|-------------------------------|-------|--------|
| Times led UF in scoring | 1 | 1 |
| Times led UF in Rebs. | 1 | 1 |
| Times led UF in Assists | 1 | 1 |
| Double figure scoring | 10 | 10 |
| Double figure reb. games | 0 | 0 |
| Double-Doubles | 0 | 0 |
| Dunks | 1 | 1 |
| Charges Drawn | 6 | 6 |
| First off the Bench | 6 | 6 |
| Scored UF's First Pts. | 0 | 0 |
| Three Point Plays | 2-4 | 2-4 |
| Final Three Minutes from Line | 4-4 | 4-4 |

to a 32-0 record and the No. 1 national ranking in both the USA Today Super 25 and ESPN High Elite 25 polls... Two-time Associated Press First Team All-State selection... Averaged 19.0 points and 4.0 rebounds his senior season and captured the Tournament of Champions title.

PERSONAL: Born Mike Rosario...Son of Joanne Rosario... Born on Nov. 2, 1990.

ROSARIO GAME HIGHS

| | |
|----------------------------|---|
| Points | |
| Season | 19, vs. Jackson State (11/11/11) |
| Career | 33, vs. St. John's (2/2/10)* |
| Rebounds | |
| Season | 7, vs. Wright State (11/21/11) |
| Career | 7, 7x, last vs. Wright State (11/21/11) |
| Field Goals | |
| Season | 7, vs. Jackson State (11/11/11) |
| Career | 13, vs. St. John's (2/2/10)* |
| Field Goal Attempts | |
| Season | 12, vs. Jackson State (11/11/11) |
| Career | 24, vs. Marquette (1/7/09)* |
| 3-Points | |
| Season | 5, vs. Jackson State (11/11/11) |
| Career | 6, at Rider (12/3/08)* |
| 3-Point FG Attempts | |
| Season | 9, vs. Jacksonville (11/25/11) |
| Career | 15, vs. Syracuse (1/10/09)* |
| Free Throws | |
| Season | 4, vs. LSU (1/21/12) |
| Career | 9, 2x, last vs. Colgate (12/6/09)* |
| Free Throw Attempts | |
| Season | 4, vs. LSU (1/21/12) |
| Career | 12, vs. Colgate (12/6/09)* |
| Assists | |
| Season | 4, vs. Rider (12/9/11) |
| Career | 5, 2x, last vs. St. Peters (12/22/09)* |
| Steals | |
| Season | 2, 4x, last at Vanderbilt (2/28/12) |
| Career | 5, at St. John's (1/24/09)* |
| Blocked Shots | |
| Season | 2, vs. Marquette (3/22/12) |
| Career | Same |
| Minutes Played | |
| Season | 25, at Vanderbilt (2/28/12) |
| Career | 40, 2x, last at Louisville (2/6/10)* |

* at Rutgers

PLAYER BIOS



#25

DEVON WALKER

FRESHMAN • HS • 6-6/191 • GUARD/FORWARD
WINTER HAVEN, FLA./WINTER HAVEN

Rated a three star prospect by ESPN, Rivals.com and Scout.com...Athletic and versatile wing player with the ability to contribute at three positions.

PREP: Was named Winter Haven Basketball Player of the Year after averaging 23.8 points, 10.4 rebounds and 2.6 assists per game as a senior...Helped lead the Blue Devils to the Class 6A state semifinals and a 21-8 record in his senior campaign...Named a Florida Athletic Coaches Association All-State selection after his strong senior year...Competed on the AAU circuit with the Nike Team Florida...Also ran track in high school.

PERSONAL: Born on April 8, 1994...Son of Leslie and Shadrick Davis...Siblings are Daryl Robinson, Tori Davis and Dajsa Davis.

PLAYER BIOS



#5 SCOTTIE WILBEKIN

JUNIOR • 2L • 6-2/176 • GUARD
GAINESVILLE, FLA./THE ROCK SCHOOL

Combo guard with high basketball IQ, good court vision and defensive prowess...Owns a solid pull-up jumper with a skill for taking defenders off the dribble...Served as Florida's backup point guard his first two seasons, appearing in every game...Invited by the USA Men's Basketball Junior National Team Committee to attend the 2011 USA Basketball Men's U19 World Championship training camp...Rated a two-star recruit by both Rivals.com and Scout.com.

AS A SOPHOMORE IN 2011-12: Saw action in all 37 games, making one start...Led the Gators in three point field goal percentage (.457)... Scored two points and added a pair of rebounds in Elite Eight action vs. Louisville...Hit a three and grabbed three rebounds vs. Marquette in Sweet 16 action...Scored five points and added three rebounds vs. Norfolk State in Round of 32 action...Tallied three points and added two assists in Round of 64 action vs. Virginia...Scored five points and added four assists vs. Kentucky in the SEC Tournament Semis...Hit a pair of three pointers vs. Alabama in the SEC Tournament...Made his first start of the season vs. Kentucky...Scored five points at Vanderbilt...Grabbed three rebounds at Georgia...Knocked down a three, grabbed three rebounds and dished out four assists vs. Auburn...Dished out two assists at Arkansas...Grabbed two rebounds at Alabama...Scored a season-best nine points, on a career-best three made three pointers, vs. Tennessee...Saw action at Kentucky...Knocked down a three vs. Vanderbilt...Tallied two points, an assist and a steal vs. South Carolina...Scored three points and added an assist against Mississippi State...Came off the bench to score three points and add three assists at Ole Miss...Scored five points on two-of-two shooting vs. LSU...Played five minutes at South Carolina, grabbing two rebounds...Scored three points vs. Georgia...Saw action at Tennessee, drawing a charge...Scored three points and added three assists vs. UAB...Dished out two assists vs. Yale...Came off the bench and knocked down a three at Rutgers...Totalled five points on two-of-two shooting and grabbed three boards vs. FSU...Scored a season-best six points in the win vs. Mississippi Valley State...Saw action vs. No. 22 Texas A&M...Dished out four assists and added a



SCOTTIE WILBEKIN'S CAREER STATISTICS

| Season | GP-GS | MP | FGM-FGA | PCT. | 3PT-ATT | PCT. | FT-FTA | PCT. | REB | AVG. | A | TO | BS | ST | PF-DQ | TP | AV. |
|---------------|-------------|-------------|---------------|-------------|--------------|-------------|--------------|-------------|------------|------------|------------|-----------|----------|-----------|-------------|------------|------------|
| 2010-11 | 37-1 | 631 | 31-89 | .348 | 13-46 | .283 | 15-25 | .600 | 55 | 1.5 | 61 | 28 | 1 | 36 | 42-0 | 90 | 2.4 |
| 2011-12 | 37-1 | 564 | 33-76 | .434 | 21-46 | .457 | 10-14 | .714 | 55 | 1.5 | 61 | 22 | 2 | 22 | 46-1 | 97 | 2.6 |
| Totals | 74-2 | 1195 | 64-165 | .388 | 34-92 | .370 | 25-39 | .641 | 110 | 1.5 | 122 | 50 | 3 | 58 | 88-1 | 187 | 2.5 |

SCOTTIE WILBEKIN'S SEC STATISTICS

| Season | GP-GS | MP | FGM-FGA | PCT. | 3PT-ATT | PCT. | FT-FTA | PCT. | REB | AVG. | A | TO | BS | ST | PF-DQ | TP | AV. |
|---------------|-------------|------------|--------------|-------------|--------------|-------------|--------------|-------------|-----------|------------|-----------|-----------|----------|-----------|-------------|-----------|------------|
| 2010-11 | 16-0 | 265 | 16-40 | .400 | 7-20 | .350 | 6-10 | .600 | 24 | 1.5 | 21 | 13 | 0 | 15 | 16-0 | 45 | 2.8 |
| 2011-12 | 16-1 | 238 | 11-27 | .407 | 9-18 | .500 | 5-5 | 1.000 | 21 | 1.3 | 22 | 8 | 1 | 5 | 23-1 | 36 | 2.3 |
| Totals | 32-1 | 503 | 27-67 | .403 | 16-38 | .421 | 11-15 | .733 | 45 | 1.4 | 43 | 21 | 1 | 20 | 39-1 | 81 | 2.5 |

PLAYER BIOS

three pointer vs. Rider...Provided hard nose defense off the bench in an overtime win vs. Arizona...Came off the bench at No. 4 Syracuse, scoring two points and adding a steal... Scored two points and added four assists and a steal vs. Stetson...Dished out five assists and tallied five points vs. Jacksonville...Recorded two assists and a steal against Wright State...Grabbed four steals and added two points vs. UNF...Scored one point and added three rebounds and two assists at Ohio State...Chipped in five points, two rebounds and two assists vs. Jackson State.

AS A FRESHMAN IN 2010-11: Recorded the best assist-to-turnover ration on the team (61-28), averaging 2.4 points, 1.5 rebounds and 1.6 assists in 37 games (one start) . . . Recorded three points, five assists and four steals in his UF debut in the season-opening win over UNC-Wilmington, becoming the first Gator freshman with at least five assists and four steals in a career debut since Matt Walsh had five assists and four steals against Louisiana Tech in the 2002-03 opener... Dished out two assists in 12 minutes vs. Ohio State... Scored double-digits for the first time in his career with 11 points, along with six assists and his first three career rebounds in the home win over North Carolina A&T... Had an assist and a rebound in the home triumph vs. Morehead State... Pulled down a rebound in the victory against FAU at home... Made a free throw and recorded an assist in seven minutes in the rivalry win at FSU... Dished out three assists and had two points on the road at UCF... Recorded three points, two assists, a rebound and a steal in the win at American... Registered a game-high three steals to go along with three points and a career-high four rebounds in the home victory over Kent State... Totaled three assists, two rebounds and a steal in the win vs. Kansas State... Made his first career start against Jacksonville, pulling down three rebounds and collecting an assist... Collected two rebounds, two points and a steal in the home win over Radford... Grabbed a career-high tying four rebounds and made one free throw in the win at Xavier... Tallied six points, four rebounds and two assists in the victory at home over Rhode Island... Tied a career-high with a game-high tying six assists in the SEC-opening win vs. Ole Miss... Dished out three assists to go along with two points in the overtime win at Tennessee... Contributed two assists and two steals against South Carolina... Totaled five points and four rebounds in the road win at Auburn... Collected two points, two rebounds and two steals in the victory against Arkansas... Played 13 minutes at Georgia... Notched three points, two rebounds, an assist and one steal at Mississippi State... Scored five points in the overtime win vs. Vanderbilt... Registered nine points in the rivalry win over Kentucky at home... Recorded one steal and one rebound in the victory at South Carolina...Scored five points and brought down two rebounds in win over Tennessee... Tallied two points, four rebounds and two assists in the road win at LSU... Notched four points, one rebound

and two assists in the SEC East-clinching win over Georgia at home... Had two assists at Kentucky... Registered three points and two rebounds in the Senior Night win against Alabama at home... Totaled five points, two rebounds and an assist at Vanderbilt to help UF win its third outright SEC title...Recorded one assist in Florida's win over Tennessee in the SEC Tournament quarterfinals...Scored four points and tallied two assists versus Vanderbilt in the semifinals of the SEC Tournament...Scored eight points, two assists, one block and one steal in the SEC Championship game... Had two points and two assists versus UCSB in the second round of the NCAA Tournament...Added an assist in Florida's win over UCLA in the third round of the NCAA Tournament...Had only one assist and one steal, but played terrific defense in Florida's win over BYU in the NCAA regional semifinal...Recorded two rebounds, one assist and one steal in Florida's loss to Butler in the NCAA regional final.

PREP: Named the Class 1A-2A Player of the Year by the Gainesville Sun his junior season, averaging 19 points, five assists and five rebounds at The Rock School... Coached by his father, Svend Wilbekin... Named to the FHGSAA Class 1A All-State first team his sophomore and junior year... Member of the Nike Team Florida AAU team along with current Florida teammate Will Yeguete... Led his AAU squad to the final four of the prestigious Peach Jam Tournament... Also helped Nike Team Florida win the Wallace Prather Memorial Classic and Las Vegas Main Event Tournament and the Desert Duel Tournament, where he was named tournament MVP.

PERSONAL: Son of Katy and Svend Wilbekin... Brothers are Mitchell and Andrew... The first Gainesville resident to play for the Gators since Orien Greene in 2000... Considered Maryland, Virginia, Florida State and Central Florida in the recruiting process... Born April 5, 1993.

WILBEKIN GAME HIGHS

| Points | |
|----------------------------|-------------------------------------|
| Season | 9, vs. Tennessee (2/11/12) |
| Career | 11, vs. NC A&T (11/18/10) |
| Rebounds | |
| Season | 3, 6x, last vs. Marquette (3/22/12) |
| Career | 4, 5x, last at LSU (2/20/11) |
| Field Goals | |
| Season | 3, vs. Tennessee (2/11/12) |
| Career | 4, vs. NC A&T (11/18/10) |
| Field Goal Attempts | |
| Season | 8, vs. MVSU (12/19/11) |
| Career | 8, 2x, last vs. MVSU (12/19/11) |
| 3-Points | |
| Season | 3, vs. Tennessee (2/11/12) |
| Career | Same |
| 3-Point FG Attempts | |
| Season | 5, vs. Tennessee (2/11/12) |
| Career | Same |
| Free Throws | |
| Season | 3, vs. Georgia (1/10/12) |
| Career | Same |
| Free Throw Attempts | |
| Season | 3, vs. Georgia (1/10/12) |
| Career | 3, 2x, last vs. Georgia (1/10/12) |
| Assists | |
| Season | 5, vs. Jacksonville (11/25/11) |
| Career | 6, 2x, last vs. Ole Miss (1/8/11) |
| Steals | |
| Season | 4, vs. UNF (11/17/11) |
| Career | 4, 2x, last vs. UNF (11/17/11) |
| Blocked Shots | |
| Season | 1, 2x, last vs. Kentucky (3/4/12) |
| Career | 1, 3x, last vs. Kentucky (3/4/12) |
| Minutes Played | |
| Season | 25, vs. Jacksonville (11/25/11) |
| Career | 31, vs. NC A&T (11/18/10) |

MISC. STATS

| | 10-11 | 11-12 | Career |
|-------------------------------|-------|-------|--------|
| Times led UF in scoring | 0 | 0 | 0 |
| Times led UF in Rebs. | 0 | 0 | 0 |
| Times led UF in Assists | 5 | 2 | 7 |
| Double figure scoring | 1 | 0 | 1 |
| Double figure reb. games | 0 | 0 | 0 |
| Double-Doubles | 0 | 0 | 0 |
| Dunks | 0 | 0 | 0 |
| Charges Drawn | 1 | 3 | 4 |
| First off the Bench | 16 | 14 | 30 |
| Scored UF's First Pts. | 0 | 0 | 0 |
| Three Point Plays | 1-1 | 0-0 | 1-1 |
| Final Three Minutes from Line | 7-13 | 0-0 | 7-13 |

PLAYER BIOS



#15

WILL YEGUETE

JUNIOR • 2L • 6-7/240 • FORWARD

BORDEAUX, FRANCE/FLORIDA AIR ACADEMY

Athletic blue-collar forward with a nose for the ball defensively that can play inside as well as on the perimeter... A member of the 2012 SEC Academic Honor Roll... Rated a three-star recruit by both Rivals.com and Scout.com... Earned a bronze medal with France at the 2011 FIBA U20 European Championships, averaging 6.2 points and a team-best 5.6 rebounds per game as a starter as the French posted an 8-1 record.

AS A SOPHOMORE IN 2011-12: Saw action in 26 games, making 10 starts, before breaking his left foot in the win vs. Auburn and missing the remainder of the season... Averaged 4.4 points and 6.3 rebounds prior to the season-ending injury... Scored two points and grabbed five rebounds vs. Auburn, but suffered season-ending broken left foot in the game... Grabbed a team-best 11 rebounds at Arkansas... Blocked a shot and recorded a steal before leaving the game with an injury vs. Tennessee... Secured a team-best seven rebounds and added four points at Kentucky... Came off the bench to score five points and add eight boards vs. Vanderbilt... Grabbed eight rebounds and added four points vs. South Carolina... Led the team with seven boards vs. Mississippi State... Snatched four rebounds at Ole Miss... Grabbed five boards and added three points vs. LSU... Posted a career-best 14 points on six-of-six shooting at South Carolina... Also added eight rebounds, two assists and a block against the Gamecocks... Scored six points and added three boards and a block vs. Georgia... Grabbed five rebounds at Tennessee... Tallied a team-best 11 rebounds and added four points vs. UAB... Grabbed a team-best eight rebounds vs. Yale... Came off the bench tallying two steals, a rebound and an assist at Rutgers... Stuffed the stat sheet vs. FSU with four points, eight rebounds, three steals and two assists... Grabbed four boards against MVSU... Scored four points and grabbed six boards against No. 22 Texas A&M... Dished out a career-high five assists and added five rebounds and four points vs. Rider... Stuffed the stat sheet vs. Arizona with seven points, eight rebounds, four steals, two assists and a block... Eclipsed the 10 point mark for the second consecutive game and added a career-best four assists at



WILL YEGUETE'S CAREER STATISTICS

| Season | GP-GS | MP | FGM-FGA | PCT. | 3PT-ATT | PCT. | FT-FTA | PCT. | REB | AVG. | A | TO | BS | ST | PF-DQ | TP | AV. |
|---------------|--------------|------------|---------------|-------------|------------|-------------|--------------|-------------|------------|------------|-----------|-----------|-----------|-----------|-------------|------------|------------|
| 2010-11 | 31-0 | 221 | 14-35 | .400 | 0-0 | .000 | 12-27 | .444 | 81 | 2.6 | 7 | 19 | 2 | 13 | 27-0 | 40 | 1.3 |
| 2011-12 | 26-10 | 569 | 50-86 | .581 | 0-0 | .000 | 14-39 | .359 | 163 | 6.3 | 27 | 19 | 10 | 31 | 62-0 | 114 | 4.4 |
| Totals | 57-10 | 790 | 64-121 | .529 | 0-0 | .000 | 26-66 | .394 | 244 | 4.3 | 34 | 38 | 12 | 44 | 89-0 | 154 | 2.7 |

WILL YEGUETE'S SEC STATISTICS

| Season | GP-GS | MP | FGM-FGA | PCT. | 3PT-ATT | PCT. | FT-FTA | PCT. | REB | AVG. | A | TO | BS | ST | PF-DQ | TP | AV. |
|---------------|-------------|------------|--------------|-------------|------------|-------------|-------------|-------------|-----------|------------|----------|-----------|----------|-----------|-------------|-----------|------------|
| 2010-11 | 14-0 | 70 | 2-6 | .333 | 0-0 | .000 | 1-6 | .167 | 22 | 1.6 | 3 | 5 | 1 | 3 | 12-0 | 5 | 0.4 |
| 2011-12 | 12-5 | 266 | 19-32 | .594 | 0-0 | .000 | 8-18 | .444 | 71 | 5.9 | 6 | 8 | 6 | 10 | 28-0 | 46 | 3.8 |
| Totals | 26-5 | 336 | 21-38 | .553 | 0-0 | .000 | 9-24 | .375 | 93 | 3.6 | 9 | 13 | 7 | 13 | 40-0 | 51 | 2.0 |

PLAYER BIOS

No. 4 Syracuse...Registered his first-career double-double on a career-best 10 points and season-best 11 rebounds vs. Stetson...Also played a career-high 26 minutes and recorded a career-best four steals against the Hatters... Made his first-career start vs. JU, scoring a career-high eight points and snatching nine rebounds...Grabbed three boards and added two points vs. Wright State...Missed game vs. North Florida due to concussion symptoms... Tallied four points and four rebounds at Ohio State...Went for seven points and seven rebounds against Jackson State in the season opener.

AS A FRESHMAN IN 2010-11: Averaged 1.3 points and 2.6 rebounds in 31 games (zero starts)...Totaled three points and two rebounds in his UF debut in the season-opening win against UNC-Wilmington...Became the first freshman since Al Horford in the 2004-05 season to amass 15 rebounds, collecting seven points, 15 rebounds, his first four career assists and three steals in just 23 minutes in the home victory vs. North Carolina A&T... Played a minute of action against Morehead State...Tallied a freshmen-high five points and six rebounds in the win over FAU at home...Grabbed five rebounds and scored two points in the rivalry win at FSU... Brought down a rebound on the road vs. UCF...Registered four rebounds and two points in 10 minutes in the win at American... Grabbed three rebounds in the home victory over Kent State... Collected three points, three rebounds and one steal in the Kansas State win... Grabbed five rebounds in nine minutes against Jacksonville... Totaled five points, five rebounds and a steal in the home victory over Radford...Blocked his first career shot in the win at Xavier...Pulled down two rebounds in the win at home against Rhode Island...Grabbed one rebound in the SEC-opening win vs. Ole Miss... Snatched one rebound in the overtime win at Tennessee... Contributed two rebounds and an assist against South Carolina...Brought down two rebounds in the road win at Auburn...Totaled two points and one rebound in the victory against Arkansas...Totaled six rebounds, two points and two steals in 13 minutes at Mississippi State...Grabbed six rebounds for the second consecutive game in the overtime win vs. Vanderbilt...Played one minute in the rivalry win over Kentucky at home... Brought down an offensive rebound in the victory at South Carolina...Played three minutes in the road win at LSU...Played one minute in the SEC East-clinching win over Georgia at home... Saw two minutes of action at Kentucky...Played one minute in the Senior Night victory over Alabama at home...Grabbed two rebounds and took a charge in five minutes at Vanderbilt to help UF win its third outright SEC title...Was two-for-two from the field in Florida's win over Vanderbilt in the SEC Tournament semifinals...Had one point, one steal and three rebounds versus UCSB in the second round of the NCAA Tournament...Contributed a rebound in Florida's win over UCLA in the third round of the NCAA Tournament...Had two

points, one rebound and one assist in eight minutes versus BYU in the NCAA regional semifinal.

PREP: Named to the FHGSAA Class 2A All-State first team after averaging 19 points, 12 rebounds, three assists and a block in his senior season at Florida Air Academy... Attended the same high school as former Gator Walter Hodge, the winningest player in school history...Led Florida Air to the district championship, but was eliminated in the regional finals of the state playoffs by current freshman teammate Patric Young and Providence...Member of the Nike Team Florida AAU team along with current Florida teammate Scottie Wilbekin...Pulled down 50 rebounds in three games in the 2009 Nike Team Florida Showcase... Enrolled at Florida Air before his junior season after moving to Melbourne from Ivory Coast...Averaged 12 points and 10 rebounds his junior season while leading Florida Air to a 24-1 record.

PERSONAL: Son of Sophie and Lugen Yeguete...Has two siblings, Happy and Anoto...Also considered Georgia Tech, Indiana and Boston College in the recruiting process... Chose Florida because it was his childhood dream to be a Gator...Born October 16, 1991 in France but raised in Ivory Coast.

YEGUETE GAME HIGHS

| | |
|----------------------------|--------------------------------------|
| Points | |
| Season | 14 at South Carolina (1/14/12) |
| Career | Same |
| Rebounds | |
| Season | 11, 3x, last at Arkansas (2/18/12) |
| Career | 15, vs. NC A&T (11/18/10) |
| Field Goals | |
| Season | 6, at South Carolina (1/14/12) |
| Career | Same |
| Field Goal Attempts | |
| Season | 9, vs. Stetson (11/28/11) |
| Career | Same |
| 3-Points | |
| Season | None |
| Career | None |
| 3-Point FG Attempts | |
| Season | None |
| Career | None |
| Free Throws | |
| Season | 3, vs. Vanderbilt (2/4/12) |
| Career | 3, 3x, last vs. Vanderbilt (2/4/12) |
| Free Throw Attempts | |
| Season | 5, vs. Arizona (12/7/11) |
| Career | 6, vs. Vanderbilt (2/1/11) |
| Assists | |
| Season | 5, vs. Rider (12/9/11) |
| Career | Same |
| Steals | |
| Season | 4, 2x, last vs. Arizona (12/7/11) |
| Career | Same |
| Blocked Shots | |
| Season | 1, 10x, last vs. Tennessee (2/11/12) |
| Career | 1, 12x, last vs. Tennessee (2/11/12) |
| Minutes Played | |
| Season | 31, 2x, last vs. Arizona (12/7/11) |
| Career | Same |

MISC. STATS

| | 10-11 | 11-12 | Career |
|-------------------------------|-------|-------|--------|
| Times led UF in scoring | 0 | 0 | 0 |
| Times led UF in Rebs. | 1 | 12 | 13 |
| Times led UF in Assists | 0 | 1 | 1 |
| Double figure scoring | 0 | 3 | 3 |
| Double figure reb. games | 1 | 3 | 4 |
| Double-Doubles | 0 | 1 | 1 |
| Dunks | 3 | 10 | 13 |
| Charges Drawn | 5 | 9 | 14 |
| First off the Bench | 0 | 14 | 14 |
| Scored UF's First Pts. | 0 | 3 | 3 |
| Three Point Plays | 0-1 | 2-4 | 2-5 |
| Final Three Minutes from Line | 1-6 | 2-5 | 3-11 |

PLAYER BIOS



#4

PATRIC YOUNG

JUNIOR • 2L • 6-9/249 • FORWARD
JACKSONVILLE, FLA./PROVIDENCE

An effective low-post defender who is an impressive-looking big man with the potential to become one of the dominant frontcourt players in the SEC with his intimidating style of play and above the rim approach...Named the SEC Scholar Athlete of the Year and SEC Academic Honor Roll in 2012...Named All-SEC Freshman as well as CollegeInsider.com Freshman All-American...The 13th McDonald's All-American signed by Billy Donovan...Rated the No. 15 player overall in the class of 2010 by Scout.com and number 27 by Rivals.com...Five-star recruit by both Rivals.com and Scout.com and number 13 overall on the ESPN Top-100 list for the class of 2010...Competed for the USA in the 2011 U19 FIBA World Championships, averaging 9.7 points and 6.8 rebounds as the USA went 7-2 and finished fifth...Member of the 2010 USA Basketball U18 National Team that captured gold at the 2010 FIBA Americas U18 Championship in San Antonio, Texas...Helped the 2010 USA Junior National Select Team defeat the World Select Team in the 2010 Nike Hoop Summit.

AS A SOPHOMORE IN 2011-12: Saw action in all 37 games, making 32 starts...Led the team in field goal percentage (.618) while ranking second in rebounding (6.4)... Scored 11 points and added six boards in Elite Eight action vs. Louisville...Grabbed nine boards and scored seven points vs. Marquette in Sweet 16 action...Scored six points vs. Norfolk State in Round of 32 action...Tallied 13 points, on a perfect six-for-six shooting, in Round of 64 action vs. Virginia...Scored 10 points and added five boards vs. Kentucky in the SEC Tournament...Tallied six points and five rebounds vs. Alabama in the SEC Tournament...Scored 21 points and added nine rebounds vs. Kentucky...Grabbed eight rebounds and added four points at Vanderbilt... Scored eight points and added 11 rebounds at Georgia... Tallied three points and four boards vs. Auburn...Scored four points and grabbed five rebounds at Arkansas...In 22 minutes scored 19 points on 9-of-12 shooting at Alabama... Scored seven points and grabbed eight boards vs. Tennessee...Tallied 12 points and added two blocks at Kentucky... Scored two points and added four rebounds vs. Vanderbilt...Tallied five points and added five boards vs. South



PATRIC YOUNG'S CAREER STATISTICS

| Season | GP-GS | MP | FGM-FGA | PCT. | 3PT-ATT | PCT. | FT-FTA | PCT. | REB | AVG. | A | TO | BS | ST | PF-DQ | TP | AV. |
|---------------|--------------|-------------|----------------|-------------|------------|-------------|---------------|-------------|------------|------------|-----------|-----------|-----------|-----------|--------------|------------|------------|
| 2010-11 | 37-2 | 658 | 50-90 | .556 | 0-0 | .000 | 26-37 | .703 | 139 | 3.8 | 12 | 25 | 31 | 21 | 73-0 | 126 | 3.4 |
| 2011-12 | 37-32 | 980 | 162-262 | .618 | 0-0 | .000 | 54-91 | .593 | 238 | 6.4 | 41 | 57 | 30 | 18 | 99-3 | 378 | 10.2 |
| Totals | 74-34 | 1638 | 212-352 | .602 | 0-0 | .000 | 80-128 | .625 | 377 | 5.1 | 53 | 82 | 61 | 39 | 172-3 | 504 | 6.8 |

PATRIC YOUNG'S SEC STATISTICS

| Season | GP-GS | MP | FGM-FGA | PCT. | 3PT-ATT | PCT. | FT-FTA | PCT. | REB | AVG. | A | TO | BS | ST | PF-DQ | TP | AV. |
|---------------|--------------|------------|---------------|-------------|------------|-------------|--------------|-------------|------------|------------|-----------|-----------|-----------|-----------|-------------|------------|------------|
| 2010-11 | 16-1 | 332 | 26-40 | .650 | 0-0 | .000 | 9-15 | .600 | 60 | 3.8 | 6 | 10 | 17 | 11 | 33-0 | 61 | 3.8 |
| 2011-12 | 16-11 | 410 | 64-106 | .604 | 0-0 | .000 | 16-29 | .552 | 98 | 6.1 | 10 | 30 | 11 | 7 | 44-1 | 144 | 9.0 |
| Totals | 32-12 | 742 | 90-146 | .616 | 0-0 | .000 | 25-44 | .568 | 158 | 4.9 | 16 | 40 | 28 | 18 | 77-1 | 205 | 6.4 |

PLAYER BIOS

Carolina...Grabbed six boards vs. Mississippi State...Came off the bench to score 15 points at Ole Miss...Scored eight points and grabbed seven rebounds vs. LSU...Came off the bench and scored four points and added three rebounds at South Carolina...Grabbed 10 boards and added eight points vs. Georgia...Posted 12 points and seven rebounds at Tennessee...Scored 15 points on 7-of-10 shooting and added seven boards vs. UAB...Posted career-highs for assists, free throws made and free throws attempted vs. Yale... Also added 19 points and four rebounds vs. the Bulldogs... Scored 11 points and added six boards at Rutgers...Went a perfect seven-for-seven from the floor, scoring 15 points against Florida State...Dished out a career-best four assists and tallied 12 points and eight rebounds vs. MVSU...Scored five points and added four rebounds vs. No. 22 Texas A&M...Posted a double-double vs. Rider with 12 points and 10 rebounds...In a career-high 38 minutes, recorded his third double-double of the season with a career-best 25 points and 10 rebounds vs. Arizona...Went 12-of-15 from the floor against the Wildcats adding two blocks and two assists...Scored six points and added five rebounds at No. 4 Syracuse...Tallied nine points, three rebounds and two blocks against Stetson...Scored 14 points, grabbed nine boards and added a career-best three blocks vs. JU... Corralled seven boards and added five points and two assists vs. Wright State...Scored seven points, grabbed five rebounds and added two blocks vs. UNF...Tallied a double-double on 14 points and 12 rebounds at No. 3 Ohio State... Registered his first-career double-double in the season opener vs. Jackson State with 12 points and 10 boards.

AS A FRESHMAN IN 2010-11: Averaged 3.4 points and 3.8 rebounds while blocking a team-high 31 shots in 37 games (two starts)... Named All-SEC Freshman as well as CollegeInsider.com Freshman All-American... Collected two points, one rebound and one assist in the Gators' 77-60 season-opening victory against UNC-Wilmington... Tallied two points and two rebounds against Ohio State... Registered 11 points, six rebounds, four steals, two blocks and two assists in the home win over North Carolina A&T... Recorded five points and a rebound in the home triumph vs. Morehead State... Tallied three points and three rebounds in the win against FAU at home... Played a career-high 25 minutes in the rivalry win at FSU, finishing with two points, five rebounds and two blocks... Pulled down five rebounds and scored two points on the road vs. UCF... Pulled down a rebound in the win at American... Totaled two points, two rebounds and a block in the home triumph over Kent State... Collected two rebounds and two blocks in the win vs. Kansas State... Brought down two rebounds against Jacksonville... Grabbed three rebounds in the home victory vs. Radford... Finished with two points and five rebounds in the win at Xavier... Made his first career start in the home win over Rhode Island, tallying eight points and five rebounds... Totaled three points and four rebounds in the

home win over Ole Miss in the SEC opener... Tallied four points and pulled down a career-high seven rebounds in the overtime win at Tennessee...Contributed a career-high 12 points and five rebounds against South Carolina... Made his second career start in the road win at Auburn, totaling two points and three rebounds... Collected six points and four rebounds in the victory vs. Arkansas... Totaled two points, six rebounds, two blocks, three steals and an assist in a career-high 30 minutes in the double-overtime win at Georgia... Notched three points, three rebounds and two blocks at Mississippi State... Scored three points and blocked two shots in the overtime win vs. Vanderbilt... Collected two points and three rebounds in the rivalry win over Kentucky at home... Scored six points in the victory at South Carolina...Recorded five rebounds, one block, one steal and one assist in win over Tennessee... Tallied six points and six rebounds in the road win at LSU... Grabbed four rebounds and scored one point in the SEC East-clinching win over Georgia at home... Pulled down three rebounds at Kentucky... Notched two points and two rebounds in the Senior Night win at home over Alabama... Tallied nine points, five rebounds and two blocks at Vanderbilt to help UF win its third outright SEC title...Scored four points and grabbed five rebounds in Florida's win over Tennessee in the SEC Tournament quarterfinal...Recorded a career-high eight rebounds in the Gators' victory over Vanderbilt in the semifinals of the SEC Tournament... Scored four points, grabbed seven rebounds and blocked two shots in the SEC Championship game... Had six points and six rebounds versus UCSB in the second round of the NCAA Tournament...Scored eight points, four rebounds and two blocks in Florida's win over UCLA in the third round of the NCAA Tournament...Provided great defense and hustle while adding two points, four rebounds, one block and one steal in 13 minutes in Florida's win over BYU in the NCAA regional semifinal...Notched two points and two rebounds versus Butler in the NCAA regional final.

PREP: Collected 2010 All-America honors from McDonald's, Parade Magazine (second team) and Slam Magazine (honorable mention)...Named the 2010 FHSAA Class 2A Player of the Year after averaging 13 points, 15 rebounds and five blocks...Led Providence to the Class 2A state championship with a 31-1 record and was named the 2010 First Coast Player of the Year by the Florida Times-Union... Notched seven points and nine rebounds in 15 minutes in the 2010 McDonald's All-American game...Coached by Jim Martin at Providence...Played for the Jacksonville Lee Bulls AAU squad.

PERSONAL: Son of Bennita and Robert Young...Has a sister, Sara, who played golf at Florida State...Father Robert played football at Bethune-Cookman University and was a tight end on the USFL's Jacksonville Bulls and Tampa Bay Bandits...Chose Florida because it was his dream school...Grandparents owned Gator football season tickets for over a decade...Also considered Connecticut, Oklahoma, South Carolina, Florida State and Georgia Tech...Was in the school chorus for three years in high school...Born February 1, 1992.

YOUNG GAME HIGHS

| Points | |
|---------------------|------------------------------------|
| Season | 25, vs. Arizona (12/7/11) |
| Career | Same |
| Rebounds | |
| Season | 12, vs. Ohio State (11/15/11) |
| Career | Same |
| Field Goals | |
| Season | 12, vs. Arizona (12/7/11) |
| Career | Same |
| Field Goal Attempts | |
| Season | 15, 2x, last vs. Kentucky (3/4/12) |
| Career | Same |
| 3-Points | |
| Season | None |
| Career | None |
| 3-Point FG Attempts | |
| Season | None |
| Career | None |
| Free Throws | |
| Season | 7, vs. Yale (12/31/11) |
| Career | Same |
| Free Throw Attempts | |
| Season | 8, vs. Yale (12/31/11) |
| Career | Same |
| Assists | |
| Season | 5, vs. Yale (12/31/11) |
| Career | Same |
| Steals | |
| Season | 3, vs. Jackson State (11/11/11) |
| Career | 4, vs. NC A&T (11/18/10) |
| Blocked Shots | |
| Season | 3, vs. Jacksonville (11/25/11) |
| Career | Same |
| Minutes Played | |
| Season | 41, at Rutgers (12/29/11) |
| Career | Same |

MISC. STATS

| | 10-11 | 11-12 | Career |
|-------------------------------|-------|-------|--------|
| Times led UF in scoring | 0 | 4 | 4 |
| Times led UF in Rebs. | 1 | 13 | 14 |
| Times led UF in Assists | 0 | 2 | 2 |
| Double figure scoring | 2 | 19 | 21 |
| Double figure reb. games | 6 | 6 | 6 |
| Double-Doubles | 4 | 4 | 4 |
| Dunks | 16 | 56 | 72 |
| Charges Drawn | 8 | 13 | 21 |
| First off the Bench | 22 | 4 | 26 |
| Scored UF's First Pts. | 1 | 10 | 11 |
| Three-Point Plays | 4-6 | 7-12 | 11-18 |
| Final Three Minutes from Line | 5-7 | 8-12 | |

GAME-BY-GAME STATISTICS

1 KENNY BOYNTON

2009-10 GAME-BY-GAME

| OPPONENT | DATE | GP | GS | MIN | FG | FGA | PCT | 3FG | FGA | PCT | FT | FTA | PCT | OFF | DEF | REB | AVG | PF | FO | A | TO | BLK | ST | PTS | AVG |
|----------------------|----------|-----------|-----------|-------------|------------|------------|-------------|-----------|------------|-------------|-----------|-----------|-------------|-----------|-----------|-----------|------------|-----------|----------|-----------|-----------|----------|-----------|------------|-------------|
| STETSON | 11/15/09 | * | * | 29 | 5 | 11 | .455 | 0 | 4 | .000 | 2 | 2 | 1.000 | 0 | 2 | 2 | 2.0 | 4 | 0 | 2 | 3 | 0 | 1 | 12 | 12.0 |
| GEORGIA SOUTHERN | 11/18/09 | * | * | 36 | 6 | 12 | .500 | 1 | 6 | .167 | 9 | 13 | .692 | 2 | 3 | 5 | 3.5 | 2 | 0 | 1 | 3 | 0 | 0 | 22 | 17.0 |
| TROY | 11/20/09 | * | * | 32 | 8 | 16 | .500 | 3 | 8 | .375 | 4 | 5 | .800 | 2 | 4 | 6 | 4.3 | 2 | 0 | 4 | 2 | 0 | 1 | 23 | 19.0 |
| FLORIDA STATE | 11/24/09 | * | * | 32 | 3 | 11 | .273 | 0 | 5 | .000 | 7 | 9 | .778 | 0 | 3 | 3 | 4.0 | 0 | 0 | 2 | 4 | 0 | 1 | 13 | 17.5 |
| vs Michigan State | 11/27/09 | * | * | 35 | 2 | 12 | .167 | 1 | 9 | .111 | 1 | 2 | .500 | 2 | 1 | 3 | 3.8 | 3 | 0 | 1 | 1 | 0 | 1 | 6 | 15.2 |
| vs RUTGERS | 11/28/09 | * | * | 33 | 7 | 14 | .500 | 3 | 9 | .333 | 2 | 3 | .667 | 1 | 1 | 2 | 3.5 | 0 | 0 | 3 | 1 | 1 | 0 | 19 | 15.8 |
| FLORIDA A&M | 12/01/09 | * | * | 24 | 0 | 7 | .000 | 0 | 5 | .000 | 1 | 2 | .500 | 0 | 1 | 1 | 3.1 | 0 | 0 | 9 | 1 | 0 | 2 | 1 | 13.7 |
| at Jacksonville | 12/04/09 | * | * | 34 | 6 | 15 | .400 | 3 | 7 | .429 | 0 | 0 | .000 | 1 | 2 | 3 | 3.1 | 1 | 0 | 6 | 0 | 0 | 1 | 15 | 13.9 |
| vs Syracuse | 12/10/09 | * | * | 36 | 7 | 17 | .412 | 5 | 14 | .357 | 1 | 4 | .250 | 0 | 0 | 2 | 2.8 | 3 | 0 | 7 | 0 | 0 | 0 | 20 | 14.6 |
| vs UR | 12/19/09 | * | * | 31 | 3 | 12 | .250 | 0 | 6 | .000 | 0 | 0 | .000 | 1 | 5 | 6 | 3.1 | 1 | 0 | 1 | 1 | 0 | 0 | 6 | 13.7 |
| SOUTH ALABAMA | 12/22/09 | * | * | 31 | 3 | 10 | .300 | 2 | 7 | .286 | 6 | 6 | 1.000 | 2 | 1 | 3 | 3.1 | 3 | 0 | 2 | 3 | 0 | 1 | 14 | 13.7 |
| AMERICAN UNIVERSITY | 12/28/09 | * | * | 34 | 7 | 15 | .467 | 4 | 7 | .571 | 1 | 2 | .500 | 1 | 5 | 6 | 3.3 | 2 | 0 | 4 | 2 | 0 | 1 | 19 | 14.2 |
| PRESBYTERIAN | 12/30/09 | * | * | 28 | 5 | 14 | .357 | 3 | 8 | .375 | 1 | 2 | .500 | 0 | 0 | 0 | 3.1 | 0 | 0 | 4 | 2 | 0 | 1 | 14 | 14.2 |
| at NC State | 01/03/10 | * | * | 35 | 3 | 13 | .231 | 1 | 7 | .143 | 0 | 0 | .000 | 3 | 3 | 6 | 3.3 | 3 | 0 | 2 | 1 | 0 | 2 | 7 | 13.6 |
| at Vanderbilt | 01/09/10 | * | * | 34 | 10 | 21 | .476 | 6 | 14 | .429 | 2 | 2 | 1.000 | 1 | 2 | 3 | 3.3 | 3 | 0 | 4 | 2 | 0 | 0 | 28 | 14.6 |
| KENTUCKY | 01/12/10 | * | * | 30 | 5 | 17 | .294 | 2 | 8 | .250 | 0 | 0 | .000 | 1 | 1 | 2 | 3.2 | 0 | 0 | 2 | 2 | 1 | 1 | 12 | 14.4 |
| LSU | 01/16/10 | * | * | 35 | 7 | 14 | .500 | 4 | 10 | .400 | 2 | 3 | .667 | 2 | 1 | 3 | 3.2 | 0 | 0 | 5 | 1 | 1 | 0 | 20 | 14.8 |
| at Arkansas | 01/21/10 | * | * | 36 | 5 | 13 | .385 | 1 | 7 | .143 | 2 | 2 | 1.000 | 1 | 0 | 1 | 3.1 | 2 | 0 | 0 | 2 | 0 | 2 | 13 | 14.7 |
| SOUTH CAROLINA | 01/23/10 | * | * | 33 | 5 | 13 | .385 | 0 | 5 | .000 | 4 | 4 | 1.000 | 1 | 1 | 2 | 3.0 | 2 | 0 | 1 | 1 | 0 | 2 | 14 | 14.6 |
| GEORGIA | 01/27/10 | * | * | 36 | 8 | 16 | .500 | 3 | 7 | .429 | 2 | 2 | 1.000 | 1 | 3 | 4 | 3.1 | 0 | 0 | 3 | 1 | 0 | 2 | 21 | 15.0 |
| at Tennessee | 01/31/10 | * | * | 33 | 2 | 11 | .182 | 0 | 5 | .000 | 0 | 0 | .000 | 2 | 2 | 3 | 3.0 | 2 | 0 | 4 | 1 | 1 | 0 | 4 | 14.4 |
| at Alabama | 02/04/10 | * | * | 34 | 6 | 13 | .462 | 3 | 8 | .375 | 0 | 0 | .000 | 2 | 4 | 6 | 3.2 | 0 | 0 | 2 | 2 | 0 | 2 | 15 | 14.5 |
| MISSISSIPPI STATE | 02/06/10 | * | * | 30 | 2 | 9 | .222 | 0 | 5 | .000 | 2 | 2 | 1.000 | 0 | 0 | 0 | 3.0 | 1 | 0 | 2 | 4 | 0 | 4 | 6 | 14.1 |
| at South Carolina | 02/10/10 | * | * | 36 | 5 | 12 | .417 | 3 | 9 | .333 | 0 | 0 | .000 | 1 | 1 | 2 | 3.0 | 3 | 0 | 1 | 3 | 0 | 0 | 13 | 14.0 |
| XAVIER | 02/13/10 | * | * | 33 | 3 | 9 | .333 | 2 | 6 | .333 | 4 | 5 | .800 | 1 | 0 | 1 | 2.9 | 1 | 0 | 0 | 2 | 0 | 0 | 12 | 14.0 |
| AUBURN | 02/18/10 | * | * | 31 | 2 | 7 | .286 | 1 | 4 | .250 | 5 | 7 | .714 | 0 | 1 | 1 | 2.8 | 2 | 0 | 3 | 2 | 0 | 2 | 10 | 13.8 |
| at Ole Miss | 02/20/10 | * | * | 28 | 2 | 12 | .167 | 0 | 5 | .000 | 2 | 2 | 1.000 | 1 | 1 | 2 | 2.8 | 0 | 0 | 0 | 0 | 0 | 3 | 6 | 13.5 |
| TENNESSEE | 02/23/10 | * | * | 31 | 4 | 9 | .444 | 1 | 5 | .200 | 3 | 6 | .500 | 0 | 0 | 0 | 2.7 | 0 | 0 | 3 | 6 | 0 | 2 | 12 | 13.5 |
| at Georgia | 02/27/10 | * | * | 34 | 8 | 13 | .615 | 6 | 9 | .667 | 0 | 0 | .000 | 1 | 0 | 1 | 2.7 | 0 | 0 | 1 | 0 | 0 | 0 | 22 | 13.8 |
| VANDERBILT | 03/02/10 | * | * | 34 | 2 | 15 | .133 | 1 | 6 | .167 | 2 | 2 | 1.000 | 3 | 0 | 3 | 2.7 | 0 | 0 | 4 | 3 | 2 | 0 | 7 | 13.5 |
| at Kentucky | 03/07/10 | * | * | 35 | 5 | 14 | .357 | 1 | 5 | .200 | 0 | 0 | .000 | 1 | 1 | 2 | 2.6 | 4 | 0 | 2 | 3 | 0 | 2 | 11 | 13.5 |
| vs Auburn | 03/11/10 | * | * | 27 | 3 | 9 | .333 | 3 | 7 | .429 | 0 | 0 | .000 | 0 | 0 | 0 | 2.6 | 3 | 0 | 2 | 0 | 0 | 0 | 9 | 13.5 |
| vs Mississippi State | 03/12/10 | * | * | 37 | 8 | 17 | .471 | 4 | 8 | .500 | 3 | 4 | .750 | 3 | 0 | 3 | 2.6 | 1 | 0 | 3 | 2 | 0 | 1 | 23 | 13.8 |
| at Brigham Young | 03/18/10 | * | * | 40 | 8 | 16 | .500 | 5 | 10 | .500 | 6 | 7 | .857 | 1 | 1 | 2 | 2.6 | 5 | 1 | 3 | 4 | 0 | 1 | 27 | 14.0 |
| Totals | | 34 | 33 | 1117 | 165 | 439 | .376 | 72 | 245 | .294 | 74 | 99 | .747 | 37 | 50 | 87 | 2.6 | 53 | 1 | 92 | 68 | 6 | 37 | 476 | 14.0 |

2010-11 GAME-BY-GAME

| OPPONENT | DATE | GP | GS | MIN | FG | FGA | PCT | 3FG | FGA | PCT | FT | FTA | PCT | OFF | DEF | REB | AVG | PF | FO | A | TO | BLK | ST | PTS | AVG |
|----------------------|----------|----|----|-----|----|-----|------|-----|-----|------|----|-----|-------|-----|-----|-----|-----|----|----|---|----|-----|----|-----|------|
| UNC WILMINGTON | 11/12/10 | * | * | 27 | 2 | 9 | .222 | 0 | 6 | .000 | 6 | 8 | .750 | 1 | 3 | 4 | 4.0 | 1 | 0 | 2 | 2 | 0 | 1 | 10 | 10.0 |
| OHIO STATE | 11/16/10 | * | * | 33 | 8 | 14 | .571 | 5 | 8 | .625 | 0 | 0 | .000 | 1 | 1 | 2 | 3.0 | 1 | 0 | 3 | 1 | 0 | 0 | 21 | 15.0 |
| NORTH CAROLINA A&T | 11/18/10 | * | * | 18 | 7 | 12 | .583 | 2 | 6 | .333 | 0 | 0 | .000 | 1 | 1 | 2 | 2.7 | 0 | 0 | 1 | 1 | 0 | 0 | 16 | 15.7 |
| MOREHEAD STATE | 11/21/10 | * | * | 34 | 3 | 12 | .250 | 2 | 8 | .250 | 2 | 4 | .500 | 0 | 2 | 2 | 2.5 | 1 | 0 | 2 | 1 | 0 | 0 | 10 | 14.3 |
| FLORIDA ATLANTIC | 11/23/10 | * | * | 33 | 8 | 15 | .533 | 2 | 7 | .286 | 3 | 3 | 1.000 | 0 | 1 | 1 | 2.2 | 3 | 0 | 2 | 3 | 0 | 0 | 21 | 15.6 |
| at Florida State | 11/28/10 | * | * | 30 | 4 | 11 | .364 | 2 | 5 | .400 | 4 | 4 | 1.000 | 2 | 3 | 5 | 2.7 | 1 | 0 | 3 | 2 | 0 | 3 | 14 | 15.3 |
| vs UCF | 12/01/10 | * | * | 28 | 4 | 10 | .400 | 0 | 3 | .000 | 2 | 2 | 1.000 | 1 | 2 | 3 | 2.7 | 2 | 0 | 1 | 1 | 0 | 1 | 10 | 14.6 |
| vs American | 12/05/10 | * | * | 32 | 0 | 9 | .000 | 0 | 6 | .000 | 0 | 0 | .000 | 0 | 1 | 1 | 2.5 | 0 | 0 | 7 | 0 | 0 | 0 | 0 | 12.8 |
| KENT STATE | 12/09/10 | * | * | 34 | 3 | 12 | .250 | 1 | 8 | .125 | 0 | 0 | .000 | 1 | 1 | 2 | 2.4 | 0 | 0 | 3 | 2 | 1 | 1 | 7 | 12.1 |
| vs Kansas State | 12/18/10 | * | * | 36 | 6 | 12 | .500 | 2 | 4 | .500 | 1 | 4 | .250 | 0 | 0 | 0 | 2.2 | 3 | 0 | 1 | 3 | 0 | 0 | 15 | 12.4 |
| JACKSONVILLE | 12/20/10 | * | * | 37 | 5 | 13 | .385 | 1 | 6 | .167 | 1 | 1 | 1.000 | 0 | 2 | 2 | 2.2 | 2 | 0 | 2 | 4 | 0 | 1 | 12 | 12.4 |
| RADFORD | 12/22/10 | * | * | 33 | 4 | 13 | .308 | 3 | 9 | .333 | 0 | 0 | .000 | 2 | 0 | 2 | 2.2 | 2 | 0 | 4 | 2 | 0 | 1 | 11 | 12.3 |
| at Xavier | 12/31/10 | * | * | 33 | 3 | 9 | .333 | 2 | 4 | .500 | 7 | 9 | .778 | 0 | 2 | 2 | 2.2 | 2 | 0 | 6 | 1 | 0 | 1 | 15 | 12.5 |
| RHODE ISLAND | 01/03/11 | * | * | 25 | 3 | 12 | .250 | 2 | 7 | .286 | 2 | 3 | .667 | 2 | 0 | 0 | 2.1 | 0 | 0 | 2 | 2 | 0 | 2 | 11 | 12.3 |
| MISSISSIPPI | 01/08/11 | * | * | 33 | 6 | 15 | .400 | 3 | 7 | .429 | 2 | 3 | .667 | 0 | 0 | 0 | 2.0 | 2 | 0 | 3 | 1 | 1 | 0 | 17 | 12.6 |
| at Tennessee | 01/11/11 | * | * | 38 | 5 | 12 | .417 | 3 | 7 | .429 | 4 | 4 | 1.000 | 0 | 1 | 1 | 1.9 | 0 | 0 | 3 | 1 | 0 | 0 | 17 | 12.9 |
| SOUTH CAROLINA | 01/15/11 | * | * | 34 | 3 | 10 | .300 | 1 | 4 | .250 | 2 | 2 | 1.000 | 1 | 0 | 1 | 1.9 | 1 | 0 | 1 | 1 | 0 | 0 | 9 | 12.6 |
| at Auburn | 01/20/11 | * | * | 35 | 3 | 13 | .231 | 2 | 9 | .222 | 1 | 1 | 1.000 | 0 | 1 | 1 | 1.8 | 0 | 0 | 3 | 1 | 0 | 1 | 9 | 12.4 |
| ARKANSAS | 01/22/11 | * | * | 30 | 6 | 13 | .462 | 4 | 7 | .571 | 4 | 5 | .800 | 0 | 0 | 0 | 1.7 | 1 | 0 | 4 | 0 | 0 | 1 | 20 | 12.8 |
| at Georgia | 01/25/11 | * | * | 45 | 5 | 13 | .385 | 2 | 6 | .333 | 12 | 12 | 1.000 | 1 | 1 | 2 | 1.8 | 2 | 0 | 2 | 2 | 0 | 2 | 24 | 13.4 |
| at Mississippi State | 01/29/11 | * | * | 30 | 2 | 11 | .182 | 0 | 4 | .000 | 0 | 0 | .000 | 0 | 1 | 1 | 1.7 | 1 | 0 | 0 | 2 | 0 | 0 | 4 | 13.0 |
| VANDERBILT | 02/01/11 | * | * | 37 | 4 | 13 | .308 | 3 | 8 | .375 | 4 | 4 | 1.000 | 1 | 1 | 2 | 1.7 | 2 | 0 | 2 | 2 | 0 | 0 | 15 | 13.0 |
| KENTUCKY | 02/05/11 | * | * | 33 | 4 | 12 | .333 | 1 | 6 | .167 | 3 | 3 | 1.000 | 0 | 2 | 2 | 1.7 | 3 | 0 | 1 | 2 | 1 | 1 | 12 | 13.0 |
| at South Carolina | 02/09/11 | * | * | 37 | 4 | 13 | .385 | 2 | 7 | .286 | 0 | 0 | .000 | 0 | 0 | 0 | 1.7 | 2 | 0 | 1 | 3 | 0 | 1 | 12 | 13.0 |
| TENNESSEE | 02/12/11 | * | * | 34 | 5 | 13 | .500 | 1 | 4 | .250 | 3 | 4 | .750 | 0 | 0 | 0 | 1.6 | 2 | 0 | 0 | 0 | 0 | 0 | 11 | 12.7 |
| at LSU | 02/20/11 | * | * | 37 | 5 | 12 | .417 | 1 | 5 | .200 | 6 | 7 | .857 | 0 | 1 | 1 | 1.6 | 0 | 0 | 2 | 1 | 1 | 2 | 17 | 13.1 |
| GEORGIA | 02/24/11 | * | * | 36 | 5 | 14 | .357 | 3 | 7 | .429 | 5 | 6 | .833 | 0 | 2 | 2 | 1.6 | 0 | 0 | 4 | 1 | 0 | 0 | 18 | 13.3 |
| at Kentucky | 02/26/11 | * | * | 29 | 7 | 13 | .538 | 5 | 9 | .556 | 2 | 2 | 1.000 | 0 | 2 | 2 | 1.6 | 2 | 0 | 4 | 1 | 0 | 0 | 21 | 13.5 |
| ALABAMA | 03/01/11 | * | * | 34 | 4 | 9 | .444 | 4 | 8 | .500 | 2 | 5 | .400 | 0 | 0 | 0 | 1.6 | 2 | 0 | 6 | 0 | 0 | | | |

GAME-BY-GAME STATISTICS

33 ERIK MURPHY

2009-10 GAME-BY-GAME

| OPPONENT | DATE | GP | GS | MIN | FG | FGA | PCT | 3FG | FGA | PCT | FT | FTA | PCT | OFF | DEF | REB | AVG | PF | FO | A | TO | BLK | ST | PTS | AVG | | |
|----------------------|----------|----|----|-----------|----------|------------|------------|-----------|-------------|----------|----------|-------------|-----------|-----------|-------------|-----------|-----------|-----------|------------|-----------|----------|----------|-----------|----------|-----------|------------|------------|
| STETSON | 11/15/09 | * | | 14 | 2 | 3 | .667 | 0 | 0 | .000 | 2 | 2 | 1.000 | 1 | 1 | 2 | 2.0 | 1 | 0 | 1 | 3 | 0 | 1 | 6 | 6.0 | | |
| GEORGIA SOUTHERN | 11/18/09 | * | | 6 | 1 | 2 | .500 | 0 | 0 | .000 | 0 | 1 | .000 | 2 | 2 | 4 | 3.0 | 0 | 0 | 0 | 2 | 0 | 0 | 2 | 4.0 | | |
| TROY | 11/20/09 | * | | 10 | 2 | 2 | 1.000 | 0 | 0 | .000 | 0 | 0 | .000 | 0 | 3 | 3 | 3.0 | 3 | 0 | 0 | 1 | 0 | 0 | 4 | 4.0 | | |
| vs Michigan State | 11/27/09 | * | | 7 | 2 | 3 | .667 | 0 | 0 | .000 | 1 | 1 | 1.000 | 0 | 0 | 0 | 2.3 | 0 | 0 | 0 | 0 | 0 | 1 | 5 | 4.3 | | |
| vs RUTGERS | 11/28/09 | * | | 12 | 4 | 6 | .667 | 0 | 0 | .000 | 0 | 0 | .000 | 1 | 2 | 3 | 2.4 | 4 | 0 | 0 | 0 | 1 | 0 | 8 | 5.0 | | |
| FLORIDA A&M | 12/01/09 | * | | 11 | 2 | 4 | .500 | 0 | 0 | .000 | 0 | 0 | .000 | 1 | 3 | 4 | 2.7 | 2 | 0 | 2 | 2 | 0 | 1 | 4 | 4.8 | | |
| at Jacksonville | 12/04/09 | * | | 6 | 1 | 1 | 1.000 | 0 | 0 | .000 | 2 | 2 | 1.000 | 0 | 0 | 0 | 2.3 | 2 | 0 | 0 | 1 | 0 | 0 | 4 | 4.7 | | |
| vs Syracuse | 12/10/09 | * | | 12 | 1 | 1 | 1.000 | 0 | 0 | .000 | 0 | 0 | .000 | 0 | 2 | 2 | 2.3 | 0 | 0 | 0 | 1 | 0 | 0 | 2 | 4.4 | | |
| vs IUR | 12/19/09 | * | | 1 | 0 | 0 | .000 | 0 | 0 | .000 | 0 | 0 | .000 | 0 | 0 | 0 | 2.0 | 0 | 0 | 0 | 0 | 0 | 0 | 0 | 3.9 | | |
| SOUTH ALABAMA | 12/22/09 | * | | 2 | 0 | 1 | .000 | 0 | 0 | .000 | 0 | 0 | .000 | 1 | 0 | 1 | 1.9 | 0 | 0 | 0 | 0 | 1 | 0 | 0 | 3.5 | | |
| AMERICAN UNIVERSITY | 12/28/09 | * | | 6 | 1 | 2 | .500 | 0 | 0 | .000 | 0 | 0 | .000 | 0 | 1 | 1 | 1.8 | 1 | 0 | 0 | 0 | 1 | 3 | 2 | 3.4 | | |
| PRESBYTERIAN | 12/30/09 | * | | 23 | 7 | 11 | .636 | 0 | 0 | .000 | 2 | 2 | 1.000 | 6 | 5 | 11 | 2.6 | 2 | 0 | 1 | 1 | 1 | 1 | 2 | 16 | 4.4 | |
| at NC State | 01/03/10 | * | | 14 | 2 | 3 | .667 | 0 | 0 | .000 | 0 | 0 | .000 | 1 | 2 | 3 | 2.6 | 2 | 0 | 0 | 0 | 0 | 0 | 4 | 4.4 | | |
| at Vanderbilt | 01/09/10 | * | | - | - | - | - | - | - | - | - | - | - | - | - | - | - | - | - | - | - | - | - | - | - | | |
| KENTUCKY | 01/12/10 | * | | 13 | 1 | 3 | .333 | 0 | 0 | .000 | 2 | 2 | 1.000 | 2 | 4 | 6 | 2.9 | 0 | 0 | 1 | 1 | 1 | 0 | 4 | 4.4 | | |
| LSU | 01/16/10 | * | | 15 | 1 | 3 | .333 | 0 | 0 | .000 | 0 | 1 | .000 | 1 | 3 | 4 | 2.9 | 2 | 0 | 1 | 5 | 0 | 0 | 2 | 4.2 | | |
| at Arkansas | 01/21/10 | * | | 6 | 0 | 3 | .000 | 0 | 0 | .000 | 0 | 0 | .000 | 4 | 0 | 4 | 3.0 | 1 | 0 | 0 | 2 | 0 | 0 | 0 | 3.9 | | |
| SOUTH CAROLINA | 01/23/10 | * | | 2 | 0 | 0 | .000 | 0 | 0 | .000 | 0 | 0 | .000 | 0 | 0 | 0 | 2.8 | 0 | 0 | 0 | 1 | 0 | 0 | 0 | 3.7 | | |
| GEORGIA | 01/27/10 | * | | 3 | 0 | 0 | .000 | 0 | 0 | .000 | 0 | 0 | .000 | 0 | 0 | 0 | 2.7 | 1 | 0 | 0 | 0 | 0 | 0 | 0 | 3.5 | | |
| at Tennessee | 01/31/10 | * | | 7 | 1 | 1 | 1.000 | 0 | 0 | .000 | 1 | 2 | .500 | 1 | 2 | 3 | 2.7 | 0 | 0 | 0 | 0 | 0 | 2 | 3 | 3.5 | | |
| at Alabama | 02/04/10 | * | | 6 | 1 | 1 | 1.000 | 0 | 0 | .000 | 0 | 0 | .000 | 0 | 1 | 1 | 2.6 | 2 | 0 | 0 | 0 | 0 | 0 | 2 | 4.4 | | |
| MISSISSIPPI STATE | 02/06/10 | * | | 9 | 1 | 1 | 1.000 | 0 | 0 | .000 | 2 | 2 | 1.000 | 1 | 0 | 1 | 2.5 | 1 | 0 | 0 | 0 | 0 | 0 | 0 | 3.4 | | |
| at South Carolina | 02/10/10 | * | | 6 | 1 | 1 | 1.000 | 0 | 0 | .000 | 1 | 5 | .200 | 1 | 1 | 2 | 2.5 | 1 | 0 | 0 | 1 | 0 | 0 | 3 | 3.4 | | |
| XAVIER | 02/13/10 | * | | 5 | 2 | 2 | 1.000 | 0 | 0 | .000 | 0 | 0 | .000 | 1 | 1 | 2 | 2.5 | 2 | 0 | 0 | 0 | 0 | 0 | 4 | 3.4 | | |
| AUBURN | 02/18/10 | * | | 13 | 3 | 3 | 1.000 | 0 | 0 | .000 | 1 | 2 | .500 | 0 | 3 | 3 | 2.5 | 4 | 0 | 0 | 0 | 0 | 1 | 7 | 3.6 | | |
| at Ole Miss | 02/20/10 | * | | 4 | 0 | 2 | .000 | 0 | 0 | .000 | 0 | 0 | .000 | 1 | 0 | 1 | 2.4 | 2 | 0 | 0 | 0 | 0 | 0 | 0 | 3.4 | | |
| TENNESSEE | 02/23/10 | * | | 9 | 2 | 2 | 1.000 | 0 | 0 | .000 | 0 | 0 | .000 | 0 | 2 | 2 | 2.4 | 2 | 0 | 0 | 0 | 0 | 0 | 4 | 3.5 | | |
| at Georgia | 02/27/10 | * | | 8 | 1 | 1 | 1.000 | 0 | 0 | .000 | 0 | 0 | .000 | 0 | 1 | 1 | 2.4 | 3 | 0 | 0 | 0 | 0 | 0 | 2 | 3.4 | | |
| VANDERBILT | 03/02/10 | * | | 9 | 1 | 2 | .500 | 0 | 0 | .000 | 0 | 0 | .000 | 1 | 0 | 1 | 2.3 | 2 | 0 | 1 | 0 | 0 | 0 | 2 | 3.4 | | |
| vs Auburn | 03/11/10 | * | | 9 | 0 | 1 | .000 | 0 | 0 | .000 | 1 | 2 | .500 | 0 | 1 | 1 | 2.3 | 1 | 0 | 1 | 0 | 0 | 0 | 1 | 3.3 | | |
| vs Mississippi State | 03/12/10 | * | | - | - | - | - | - | - | - | - | - | - | - | - | - | - | - | - | - | - | - | - | - | - | | |
| vs Brigham Young | 03/18/10 | * | | 11 | 3 | 4 | .750 | 0 | 0 | .000 | 1 | 1 | 1.000 | 1 | 0 | 1 | 2.2 | 3 | 0 | 0 | 1 | 1 | 0 | 7 | 3.4 | | |
| Totals | | | | 30 | 0 | 259 | .43 | 69 | .623 | 0 | 0 | .000 | 16 | 25 | .640 | 27 | 40 | 67 | 2.2 | 44 | 0 | 8 | 20 | 8 | 11 | 102 | 3.4 |

2010-11 GAME-BY-GAME

| OPPONENT | DATE | GP | GS | MIN | FG | FGA | PCT | 3FG | FGA | PCT | FT | FTA | PCT | OFF | DEF | REB | AVG | PF | FO | A | TO | BLK | ST | PTS | AVG |
|----------------------|----------|----|----|-----|----|-----|-------|-----|-----|-------|----|-----|-------|-----|-----|-----|-----|----|----|---|----|-----|----|-----|------|
| UNC WILMINGTON | 11/12/10 | * | | 17 | 4 | 5 | .800 | 1 | 1 | 1.000 | 1 | 2 | .500 | 2 | 0 | 2 | 2.0 | 2 | 0 | 0 | 0 | 0 | 0 | 0 | 10.0 |
| OHIO STATE | 11/16/10 | * | | 10 | 4 | 5 | .800 | 0 | 1 | .000 | 2 | 2 | 1.000 | 3 | 1 | 4 | 3.0 | 1 | 0 | 1 | 0 | 2 | 0 | 8 | 9.0 |
| NORTH CAROLINA A&T | 11/18/10 | * | | 19 | 4 | 6 | .667 | 0 | 0 | .000 | 3 | 3 | 1.000 | 2 | 4 | 4 | 3.3 | 2 | 0 | 1 | 3 | 2 | 0 | 11 | 9.7 |
| MOREHEAD STATE | 11/21/10 | * | | 11 | 2 | 3 | .667 | 0 | 0 | .000 | 2 | 2 | 1.000 | 0 | 1 | 1 | 2.8 | 2 | 0 | 0 | 1 | 2 | 0 | 6 | 8.8 |
| FLORIDA ATLANTIC | 11/23/10 | * | | 11 | 2 | 5 | .400 | 0 | 0 | .000 | 0 | 0 | .000 | 1 | 2 | 3 | 2.8 | 2 | 0 | 2 | 0 | 0 | 0 | 4 | 7.8 |
| at Florida State | 11/28/10 | * | | 17 | 3 | 3 | 1.000 | 1 | 1 | 1.000 | 3 | 4 | .750 | 3 | 3 | 6 | 3.3 | 2 | 0 | 0 | 1 | 1 | 0 | 10 | 8.2 |
| vs UCF | 12/01/10 | * | | 17 | 0 | 1 | .000 | 0 | 1 | .000 | 2 | 2 | 1.000 | 1 | 3 | 4 | 3.4 | 1 | 0 | 0 | 2 | 2 | 1 | 2 | 7.3 |
| vs American | 12/05/10 | * | | 19 | 3 | 8 | .375 | 0 | 2 | .000 | 1 | 1 | 1.000 | 0 | 3 | 3 | 3.4 | 2 | 0 | 1 | 1 | 1 | 0 | 7 | 7.3 |
| KENT STATE | 12/09/10 | * | | 17 | 2 | 5 | .400 | 0 | 2 | .000 | 1 | 2 | .500 | 1 | 3 | 4 | 3.4 | 3 | 0 | 0 | 0 | 2 | 0 | 5 | 7.0 |
| vs Kansas State | 12/18/10 | * | | 16 | 3 | 4 | .750 | 1 | 2 | .500 | 0 | 0 | .000 | 0 | 4 | 4 | 3.5 | 3 | 0 | 0 | 1 | 0 | 0 | 7 | 7.0 |
| JACKSONVILLE | 12/20/10 | * | | 12 | 1 | 5 | .200 | 0 | 0 | .000 | 2 | 2 | 1.000 | 0 | 0 | 0 | 3.2 | 1 | 0 | 0 | 1 | 0 | 0 | 4 | 6.7 |
| RADFORD | 12/22/10 | * | | 16 | 2 | 7 | .286 | 0 | 1 | .000 | 0 | 0 | .000 | 2 | 2 | 4 | 3.3 | 1 | 0 | 0 | 0 | 2 | 1 | 4 | 6.5 |
| at Xavier | 12/31/10 | * | | 10 | 2 | 2 | 1.000 | 0 | 0 | .000 | 0 | 0 | .000 | 0 | 3 | 3 | 3.2 | 2 | 0 | 0 | 1 | 0 | 1 | 4 | 6.3 |
| RHODE ISLAND | 01/03/11 | * | | - | - | - | - | - | - | - | - | - | - | - | - | - | - | - | - | - | - | - | - | - | - |
| MISSISSIPPI | 01/08/11 | * | | - | - | - | - | - | - | - | - | - | - | - | - | - | - | - | - | - | - | - | - | - | - |
| at Tennessee | 01/11/11 | * | | - | - | - | - | - | - | - | - | - | - | - | - | - | - | - | - | - | - | - | - | - | - |
| SOUTH CAROLINA | 01/15/11 | * | | - | - | - | - | - | - | - | - | - | - | - | - | - | - | - | - | - | - | - | - | - | - |
| at Auburn | 01/20/11 | * | | 6 | 0 | 2 | .000 | 0 | 0 | .000 | 0 | 0 | .000 | 2 | 1 | 3 | 3.2 | 0 | 0 | 0 | 1 | 0 | 0 | 0 | 5.9 |
| ARKANSAS | 01/22/11 | * | | 13 | 2 | 5 | .400 | 1 | 3 | .333 | 1 | 2 | .500 | 0 | 3 | 3 | 3.2 | 1 | 0 | 0 | 1 | 0 | 0 | 6 | 5.9 |
| at Georgia | 01/25/11 | * | | 4 | 3 | 4 | .750 | 1 | 1 | 1.000 | 0 | 0 | .000 | 1 | 2 | 3 | 3.2 | 2 | 0 | 0 | 0 | 0 | 0 | 7 | 5.9 |
| at Mississippi State | 01/29/11 | * | | 10 | 2 | 2 | 1.000 | 1 | 1 | 1.000 | 2 | 2 | 1.000 | 2 | 0 | 2 | 3.1 | 4 | 0 | 1 | 0 | 0 | 0 | 7 | 6.0 |
| VANDERBILT | 02/01/11 | * | | 9 | 0 | 2 | .000 | 0 | 1 | .000 | 0 | 0 | .000 | 1 | 3 | 4 | 3.2 | 3 | 0 | 0 | 0 | 0 | 1 | 0 | 5.7 |
| KENTUCKY | 02/05/11 | * | | 11 | 1 | 4 | .250 | 0 | 0 | .000 | 0 | 0 | .000 | 0 | 2 | 2 | 3.1 | 1 | 0 | 1 | 0 | 0 | 0 | 2 | 5.5 |
| at South Carolina | 02/09/11 | * | | 2 | 0 | 0 | .000 | 0 | 0 | .000 | 0 | 0 | .000 | 0 | 0 | 0 | 3.0 | 1 | 0 | 0 | 1 | | | | |

GAME-BY-GAME STATISTICS

24 CASEY PRATHER

2010-11 GAME-BY-GAME

| OPPONENT | DATE | GP | GS | MIN | FG | FGA | PCT | 3FG | FGA | PCT | FT | FTA | PCT | OFF | DEF | REB | AVG | PF | FO | A | TO | BLK | ST | PTS | AVG | |
|----------------------|----------|-----------|----------|------------|-----------|-----------|-------------|----------|-----------|-------------|----------|----------|-------------|-----------|-----------|-----------|------------|-----------|----------|-----------|-----------|----------|----------|-----------|------------|-----|
| UNC WILMINGTON | 11/12/10 | * | 17 | 1 | 1 | .250 | 0 | 2 | .000 | 0 | 0 | 0.000 | 1 | 1 | 1.0 | 1 | 0 | 2 | 0 | 1 | 2 | 0 | 0 | 2 | 2.0 | |
| OHIO STATE | 11/16/10 | * | 5 | 0 | 0 | .000 | 0 | 0 | .000 | 0 | 0 | 0.000 | 1 | 0 | 1 | 1 | 0 | 0 | 1 | 0 | 0 | 0 | 0 | 0 | 1.0 | |
| NORTH CAROLINA A&T | 11/18/10 | * | 25 | 5 | 8 | .625 | 2 | 4 | .500 | 0 | 0 | 0.000 | 0 | 0 | 0 | 0 | 0 | 0 | 0 | 0 | 0 | 1 | 1 | 2 | 12 | 4.7 |
| MOREHEAD STATE | 11/21/10 | * | 2 | 0 | 0 | .000 | 0 | 0 | .000 | 0 | 0 | 0.000 | 0 | 0 | 0 | 0 | 0 | 0 | 0 | 0 | 0 | 0 | 0 | 0 | 3.5 | |
| FLORIDA ATLANTIC | 11/23/10 | * | 6 | 0 | 0 | .000 | 0 | 0 | .000 | 0 | 0 | 0.000 | 0 | 0 | 0 | 0 | 0 | 0 | 0 | 0 | 0 | 0 | 0 | 0 | 2.8 | |
| at Florida State | 11/28/10 | * | 11 | 1 | 3 | .333 | 1 | 1 | 1.000 | 0 | 0 | 0.000 | 1 | 1 | 2 | 0 | 0 | 0 | 0 | 1 | 0 | 1 | 0 | 1 | 3 | 2.8 |
| vs UCF | 12/01/10 | * | 7 | 1 | 1 | 1.000 | 0 | 0 | .000 | 0 | 0 | 0.000 | 0 | 0 | 0 | 0 | 0 | 0 | 0 | 0 | 0 | 1 | 0 | 1 | 2 | 2.7 |
| vs American | 12/05/10 | * | 5 | 0 | 1 | .000 | 0 | 0 | .000 | 0 | 0 | 0.000 | 0 | 0 | 0 | 0 | 0 | 0 | 0 | 0 | 1 | 1 | 0 | 1 | 0 | 2.4 |
| KENT STATE | 12/09/10 | * | 3 | 0 | 0 | .000 | 0 | 0 | .000 | 0 | 0 | 0.000 | 0 | 1 | 1 | 0 | 0 | 0 | 0 | 0 | 0 | 0 | 0 | 0 | 2.1 | |
| vs Kansas State | 12/18/10 | * | 7 | 0 | 0 | .000 | 0 | 0 | .000 | 0 | 0 | 0.000 | 0 | 1 | 1 | 0 | 0 | 0 | 0 | 1 | 0 | 0 | 0 | 0 | 1.9 | |
| JACKSONVILLE | 12/20/10 | * | 4 | 0 | 1 | .000 | 0 | 1 | .000 | 0 | 0 | 0.000 | 0 | 0 | 0 | 0 | 0 | 0 | 0 | 3 | 0 | 0 | 0 | 0 | 1.7 | |
| RADFORD | 12/22/10 | * | 7 | 0 | 1 | .000 | 0 | 0 | .000 | 0 | 0 | 0.000 | 1 | 0 | 1 | 0 | 0 | 0 | 0 | 0 | 0 | 0 | 0 | 0 | 1.6 | |
| at Xavier | 12/31/10 | | | | | | | | | | -DNP- | | | | | | | | | | | | | | | |
| RHODE ISLAND | 01/03/11 | * | 10 | 4 | 4 | 1.000 | 0 | 0 | .000 | 0 | 0 | 0.000 | 1 | 4 | 5 | 0.9 | 1 | 0 | 3 | 1 | 0 | 0 | 8 | 2.1 | | |
| MISSISSIPPI | 01/08/11 | * | 4 | 0 | 0 | .000 | 0 | 0 | .000 | 0 | 0 | 0.000 | 2 | 2 | 1 | 0 | 0 | 0 | 1 | 0 | 0 | 0 | 0 | 0 | 1.9 | |
| at Tennessee | 01/11/11 | * | 6 | 0 | 1 | .000 | 0 | 1 | .000 | 0 | 0 | 0.000 | 0 | 1 | 1 | 1.0 | 0 | 0 | 1 | 1 | 0 | 0 | 0 | 0 | 1.8 | |
| SOUTH CAROLINA | 01/15/11 | * | 5 | 0 | 1 | .000 | 0 | 0 | .000 | 0 | 0 | 0.000 | 0 | 0 | 0 | 0.9 | 1 | 0 | 0 | 0 | 0 | 0 | 0 | 0 | 1.7 | |
| at Auburn | 01/20/11 | * | 3 | 0 | 0 | .000 | 0 | 0 | .000 | 0 | 0 | 0.000 | 0 | 2 | 2 | 1.0 | 1 | 0 | 0 | 0 | 1 | 0 | 0 | 0 | 1.6 | |
| ARKANSAS | 01/22/11 | * | 10 | 3 | 5 | .600 | 0 | 1 | .000 | 0 | 0 | 0.000 | 3 | 1 | 4 | 1.2 | 1 | 0 | 2 | 1 | 0 | 0 | 6 | 1.8 | | |
| at Georgia | 01/25/11 | * | 6 | 0 | 0 | .000 | 0 | 0 | .000 | 0 | 0 | 0.000 | 0 | 0 | 0 | 1.1 | 1 | 0 | 0 | 0 | 0 | 0 | 0 | 0 | 1.7 | |
| at Mississippi State | 01/29/11 | * | 7 | 1 | 2 | .500 | 0 | 1 | .000 | 0 | 0 | 0.000 | 1 | 1 | 2 | 1.2 | 0 | 0 | 0 | 1 | 0 | 0 | 0 | 2 | 1.6 | |
| VANDERBILT | 02/01/11 | * | 6 | 0 | 0 | .000 | 0 | 0 | .000 | 0 | 0 | 0.000 | 0 | 3 | 3 | 1.2 | 2 | 0 | 0 | 0 | 0 | 0 | 0 | 0 | 1.7 | |
| KENTUCKY | 02/05/11 | * | 3 | 0 | 1 | .000 | 0 | 1 | .000 | 0 | 0 | 0.000 | 0 | 0 | 0 | 1.2 | 0 | 0 | 0 | 0 | 0 | 0 | 0 | 0 | 1.6 | |
| at South Carolina | 02/09/11 | * | 3 | 0 | 0 | .000 | 0 | 0 | .000 | 0 | 0 | 0.000 | 0 | 0 | 0 | 1.1 | 0 | 0 | 0 | 0 | 0 | 0 | 1 | 0 | 1.5 | |
| TENNESSEE | 02/12/11 | * | 3 | 0 | 0 | .000 | 0 | 0 | .000 | 0 | 0 | 0.000 | 0 | 0 | 0 | 1.1 | 0 | 0 | 1 | 1 | 0 | 0 | 0 | 0 | 1.5 | |
| at LSU | 02/20/11 | * | 15 | 0 | 2 | .000 | 0 | 1 | .000 | 0 | 0 | 0.000 | 1 | 2 | 3 | 1.2 | 2 | 0 | 1 | 0 | 0 | 1 | 0 | 0 | 1.4 | |
| GEORGIA | 02/24/11 | * | 7 | 0 | 1 | .000 | 0 | 0 | .000 | 0 | 0 | 0.000 | 0 | 0 | 0 | 1.1 | 0 | 0 | 0 | 0 | 0 | 0 | 0 | 0 | 1.3 | |
| at Kentucky | 02/26/11 | * | 3 | 0 | 0 | .000 | 0 | 0 | .000 | 0 | 0 | 0.000 | 1 | 1 | 1 | 1.1 | 1 | 0 | 0 | 1 | 0 | 0 | 0 | 0 | 1.3 | |
| ALABAMA | 03/01/11 | * | 1 | 0 | 0 | .000 | 0 | 0 | .000 | 0 | 0 | 0.000 | 0 | 1 | 1 | 1.1 | 0 | 0 | 0 | 0 | 0 | 0 | 0 | 0 | 1.3 | |
| at Vanderbilt | 03/05/11 | * | 6 | 0 | 0 | .000 | 0 | 0 | .000 | 0 | 0 | 0.000 | 0 | 1 | 1 | 1.1 | 1 | 0 | 0 | 1 | 0 | 0 | 0 | 0 | 1.2 | |
| vs Tennessee | 03/11/11 | * | 3 | 0 | 0 | .000 | 0 | 0 | .000 | 0 | 0 | 0.000 | 1 | 0 | 1 | 1.1 | 0 | 0 | 0 | 1 | 0 | 0 | 0 | 0 | 1.2 | |
| vs Vanderbilt | 03/12/11 | * | 7 | 1 | 1 | 1.000 | 1 | 1 | 1.000 | 0 | 0 | 0.000 | 3 | 1 | 2 | 1.1 | 1 | 0 | 0 | 0 | 0 | 0 | 0 | 3 | 1.2 | |
| vs Kentucky | 03/13/11 | * | 2 | 0 | 0 | .000 | 0 | 0 | .000 | 0 | 0 | 0.000 | 0 | 0 | 0 | 1.1 | 1 | 0 | 0 | 0 | 0 | 0 | 0 | 0 | 1.2 | |
| vs UC Santa Barbara | 03/17/11 | * | 13 | 0 | 2 | .000 | 0 | 1 | .000 | 0 | 0 | 0.000 | 1 | 1 | 2 | 1.1 | 0 | 0 | 0 | 0 | 0 | 0 | 0 | 0 | 1.2 | |
| vs UCLA | 03/19/11 | * | | | | | | | | | -DNP- | | | | | | | | | | | | | | | |
| vs BYU | 03/24/11 | * | | | | | | | | | -DNP- | | | | | | | | | | | | | | | |
| vs Butler | 03/26/11 | * | | | | | | | | | -DNP- | | | | | | | | | | | | | | | |
| Totals | | 33 | 2 | 222 | 17 | 39 | .436 | 4 | 15 | .267 | 0 | 0 | .000 | 13 | 24 | 37 | 1.1 | 20 | 0 | 12 | 18 | 2 | 7 | 38 | 1.2 | |

2011-12 GAME-BY-GAME

| OPPONENT | DATE | GP | GS | MIN | FG | FGA | PCT | 3FG | FGA | PCT | FT | FTA | PCT | OFF | DEF | TOT | AVG | PF | FO | A | TO | BLK | STL | PTS | AVG | |
|-------------------|----------|----|----|-----|----|-------|-----|-----|-------|-----|-------|-------|-----|-----|-----|-----|-----|----|----|---|----|-----|-----|-----|-----|--|
| JACKSON STATE | 11/11/11 | * | 15 | 1 | 6 | .167 | 0 | 0 | .000 | 1 | 2 | .500 | 2 | 1 | 3 | 3.0 | 0 | 0 | 0 | 0 | 1 | 0 | 1 | 3 | 3.0 | |
| at Ohio State | 11/15/11 | * | 1 | 0 | 1 | .000 | 0 | 0 | .000 | 0 | 0 | 0.000 | 0 | 0 | 0 | 1.5 | 1 | 0 | 0 | 0 | 0 | 0 | 0 | 0 | 1.5 | |
| NORTH FLORIDA | 11/17/11 | * | 17 | 2 | 3 | .667 | 0 | 0 | .000 | 1 | 4 | .250 | 3 | 0 | 3 | 2.0 | 1 | 0 | 3 | 0 | 0 | 0 | 0 | 5 | 2.7 | |
| vs Wright State | 11/21/11 | * | 6 | 0 | 1 | .000 | 0 | 0 | .000 | 0 | 0 | 0.000 | 0 | 0 | 0 | 1.5 | 2 | 0 | 0 | 0 | 0 | 0 | 0 | 0 | 2.0 | |
| JACKSONVILLE | 11/25/11 | * | 12 | 2 | 3 | .667 | 0 | 0 | .000 | 2 | 4 | .500 | 2 | 1 | 3 | 1.8 | 1 | 0 | 1 | 0 | 0 | 0 | 2 | 6 | 2.8 | |
| vs Stetson | 11/28/11 | * | 13 | 2 | 4 | .500 | 1 | 1 | 1.000 | 0 | 0 | 0.000 | 2 | 1 | 3 | 2.0 | 5 | 1 | 0 | 0 | 0 | 0 | 2 | 5 | 3.2 | |
| at Syracuse | 12/2/11 | * | 9 | 1 | 2 | .500 | 0 | 0 | .000 | 0 | 0 | 0.000 | 1 | 0 | 1 | 1.9 | 0 | 0 | 1 | 0 | 2 | 0 | 2 | 3 | 3.0 | |
| ARIZONA | 12/7/11 | * | 8 | 0 | 1 | .000 | 0 | 0 | .000 | 1 | 2 | .500 | 1 | 1 | 2 | 1.9 | 1 | 0 | 0 | 1 | 0 | 0 | 0 | 1 | 2.8 | |
| vs Rider | 12/9/11 | * | 13 | 1 | 4 | .250 | 0 | 0 | .000 | 0 | 2 | .000 | 3 | 0 | 3 | 2.0 | 3 | 0 | 1 | 0 | 0 | 0 | 2 | 2 | 2.7 | |
| vs Texas A&M | 12/17/11 | * | 16 | 0 | 1 | .000 | 1 | 1 | .000 | 2 | 4 | .500 | 1 | 3 | 4 | 2.2 | 3 | 0 | 1 | 1 | 0 | 0 | 2 | 2 | 2.6 | |
| MISS VALLEY STATE | 12/19/11 | * | 18 | 0 | 3 | .000 | 0 | 0 | .000 | 1 | 2 | .500 | 3 | 2 | 5 | 2.5 | 0 | 0 | 0 | 3 | 0 | 0 | 1 | 1 | 2.5 | |
| FLORIDA STATE | 12/22/11 | * | 7 | 0 | 3 | .000 | 0 | 0 | .000 | 0 | 0 | 0.000 | 1 | 0 | 1 | 2.3 | 2 | 0 | 0 | 0 | 1 | 0 | 0 | 0 | 2.3 | |
| at Rutgers | 12/29/11 | | | | | | | | | | -DNP- | | | | | | | | | | | | | | | |
| YALE | 12/31/11 | | | | | | | | | | -DNP- | | | | | | | | | | | | | | | |
| UAB | 1/3/12 | | | | | | | | | | -DNP- | | | | | | | | | | | | | | | |
| at Tennessee | 1/7/12 | * | 11 | 0 | 3 | .000 | 0 | 0 | .000 | 1 | 2 | .500 | 4 | 0 | 4 | 2.5 | 2 | 0 | 0 | 1 | 0 | 0 | 1 | 2 | 2.2 | |
| GEORGIA | 1/10/12 | * | | | | | | | | | -DNP- | | | | | | | | | | | | | | | |
| at South Carolina | 1/14/12 | * | 2 | 0 | 0 | .000 | 0 | 0 | .000 | 0 | 0 | 0.000 | 0 | 0 | 0 | 2.3 | 0 | 0 | 0 | 2 | 0 | 0 | 0 | 0 | 2.0 | |
| LSU | 1/21/12 | * | | | | | | | | | -DNP- | | | | | | | | | | | | | | | |
| at Ole Miss | 1/26/12 | * | 2 | 0 | 0 | .000 | 0 | 0 | .000 | 0 | 0 | 0.000 | 0 | 0 | 0 | 2.1 | 1 | 0 | 0 | 0 | 0 | 0 | 0 | 0 | 1.9 | |
| MISSISSIPPI STATE | 1/29/12 | * | | | | | | | | | -DNP- | | | | | | | | | | | | | | | |
| SOUTH CAROLINA | 2/2/12 | * | | | | | | | | | -DNP- | | | | | | | | | | | | | | | |
| VANDERBILT | 2/4/12 | * | 5 | 0 | 2 | .000 | 0 | 0 | .000 | 0 | 0 | 0.000 | 0 | 0 | 0 | 2.0 | 1 | 0 | 0 | 1 | 0 | 0 | 0 | 0 | 1.8 | |
| at Kentucky | 2/7/12 | * | | | | | | | | | -DNP- | | | | | | | | | | | | | | | |
| TENNESSEE | 2/11/12 | * | 11 | 0 | 0 | .000 | 0 | 0 | .000 | 1 | 2 | .500 | 0 | 2 | 2 | 2.0 | 5 | 1 | 0 | 2 | 1 | 1 | 1 | 1 | 1.7 | |
| at Alabama | 2/14/12 | * | 3 | 0 | 0 | .000 | 0 | 0 | .000 | 0 | 0 | 0.000 | 0 | 0 | 0 | 1.9 | 1 | 0 | 0 | 1 | 0 | 0 | 0 | 0 | 1.6 | |
| at Arkansas | 2/18/12 | * | 5 | 0 | 0 | .000 | 0 | 0 | .000 | 0 | 0 | 0.000 | 0 | 0 | 0 | 1.8 | 0 | 0 | 0 | 1 | 0 | 0 | 0 | 0 | 1.5 | |
| AUBURN | 2/21/12 | * | 6 | 1 | 2 | .500 | 0 | 0 | .000 | 0 | 0 | 0.000 | 1 | 1 | 2 | 1.8 | 0 | 0 | 0 | 2 | 0 | 0 | 0 | 2 | 1.6 | |
| at Georgia | 2/25/12 | * | 7 | 1 | 1 | 1.000 | 0 | 0 | .000 | 0 | 0 | 0.000 | 0 | 0 | 0 | 1.7 | 4 | 0 | 0 | 2 | 0 | 0 | 0 | 2 | 1.6 | |
| at Vanderbilt | 2/28/12 | * | 8 | 1 | 3 | .333 | 0 | 0 | .000 | 0 | 0 | 0.000 | 0 | 0 | 0 | 1.6 | 2 | 0 | 0 | 0 | 0 | 0 | 0 | 2 | 1.6 | |
| KENTUCKY | 3/4/12 | * | 3 | 0 | 0 | .000 | 0 | 0 | .000 | 0 | 0 | 0.000 | 0 | 0 | | | | | | | | | | | | |

GAME-BY-GAME STATISTICS

2011-12 GAME-BY-GAME

| OPPONENT | DATE | GP | GS | MIN | FG | FGA | PCT | 3FG | FGA | PCT | FT | FTA | PCT | OFF | DEF | TOT | AVG | PF | FO | A | TO | BLK | STL | PTS | AVG | |
|-------------------|----------|----|----|-----------|----------|------------|------------|-----------|-------------|------------|-----------|-------------|-----------|-----------|-------------|-----------|-----------|------------|-----------|----------|-----------|-----------|----------|-----------|-----------|------------|
| JACKSON STATE | 11/11/11 | * | | 15 | 2 | 4 | .500 | 1 | 2 | .500 | 0 | 0 | 0.000 | 1 | 1 | 2 | 2.0 | 1 | 0 | 2 | 2 | 0 | 2 | 5 | 5.0 | |
| at Ohio State | 11/15/11 | * | | 20 | 0 | 0 | .000 | 0 | 0 | .000 | 1 | 2 | .500 | 0 | 3 | 3 | 2.5 | 2 | 0 | 2 | 0 | 0 | 0 | 1 | 3.0 | |
| NORTH FLORIDA | 11/17/11 | * | | 15 | 0 | 1 | .000 | 0 | 1 | .000 | 2 | 2 | 1.000 | 1 | 0 | 1 | 2.0 | 1 | 0 | 1 | 0 | 0 | 4 | 2 | 2.7 | |
| vs Wright State | 11/21/11 | * | | 9 | 0 | 1 | .000 | 0 | 1 | .000 | 0 | 0 | 0.000 | 1 | 0 | 1 | 1.8 | 0 | 0 | 2 | 1 | 0 | 1 | 0 | 2.0 | |
| JACKSONVILLE | 11/25/11 | * | | 25 | 2 | 6 | .333 | 1 | 2 | .500 | 0 | 2 | .000 | 0 | 2 | 2 | 1.8 | 2 | 0 | 5 | 0 | 0 | 2 | 5 | 2.6 | |
| vs Stetson | 11/28/11 | * | | 15 | 1 | 3 | .333 | 0 | 2 | .000 | 0 | 0 | 0.000 | 0 | 0 | 0 | 1.5 | 0 | 0 | 4 | 1 | 0 | 1 | 2 | 2.5 | |
| at Syracuse | 12/2/11 | * | | 10 | 1 | 1 | 1.000 | 0 | 0 | .000 | 0 | 0 | 0.000 | 0 | 0 | 0 | 1.3 | 2 | 0 | 0 | 2 | 0 | 1 | 2 | 2.4 | |
| ARIZONA | 12/7/11 | * | | 8 | 0 | 1 | .000 | 0 | 1 | .000 | 0 | 0 | 0.000 | 1 | 1 | 2 | 1.4 | 1 | 0 | 0 | 0 | 0 | 1 | 0 | 2.1 | |
| vs Rider | 12/9/11 | * | | 15 | 1 | 4 | .250 | 1 | 3 | .333 | 0 | 0 | 0.000 | 0 | 1 | 1 | 1.3 | 0 | 0 | 4 | 0 | 0 | 1 | 3 | 2.2 | |
| vs Texas A&M | 12/17/11 | * | | 6 | 0 | 1 | .000 | 0 | 0 | .000 | 0 | 0 | 0.000 | 0 | 0 | 0 | 1.2 | 0 | 0 | 0 | 0 | 0 | 0 | 0 | 2.0 | |
| MISS VALLEY STATE | 12/19/11 | * | | 19 | 2 | 8 | .250 | 0 | 2 | .000 | 2 | 2 | 1.000 | 1 | 1 | 2 | 1.3 | 1 | 0 | 1 | 1 | 0 | 0 | 6 | 2.4 | |
| FLORIDA STATE | 12/22/11 | * | | 19 | 2 | 2 | 1.000 | 1 | 1 | 1.000 | 0 | 0 | 0.000 | 0 | 3 | 3 | 1.4 | 1 | 0 | 1 | 1 | 0 | 1 | 5 | 2.6 | |
| at Rutgers | 12/29/11 | * | | 12 | 1 | 1 | 1.000 | 1 | 1 | 1.000 | 0 | 0 | 0.000 | 0 | 2 | 2 | 1.5 | 0 | 0 | 1 | 1 | 0 | 0 | 3 | 2.6 | |
| YALE | 12/31/11 | * | | 7 | 0 | 0 | .000 | 0 | 0 | .000 | 0 | 0 | 0.000 | 1 | 0 | 1 | 1.4 | 2 | 0 | 2 | 0 | 0 | 0 | 0 | 2.4 | |
| UAB | 1/3/12 | * | | 19 | 1 | 2 | .500 | 1 | 2 | .500 | 0 | 0 | 0.000 | 0 | 1 | 1 | 1.4 | 2 | 0 | 3 | 0 | 0 | 0 | 3 | 2.5 | |
| at Tennessee | 1/7/12 | * | | 15 | 0 | 2 | .000 | 0 | 1 | .000 | 0 | 0 | 0.000 | 0 | 1 | 1 | 1.4 | 0 | 0 | 0 | 1 | 0 | 1 | 0 | 2.3 | |
| GEORGIA | 1/10/12 | * | | 12 | 0 | 0 | .000 | 0 | 0 | .000 | 3 | 3 | 1.000 | 0 | 1 | 1 | 1.4 | 0 | 0 | 1 | 0 | 0 | 0 | 3 | 2.4 | |
| at South Carolina | 1/14/12 | * | | 5 | 0 | 1 | .000 | 0 | 1 | .000 | 0 | 0 | 0.000 | 0 | 2 | 2 | 1.4 | 1 | 0 | 0 | 0 | 0 | 0 | 0 | 2.2 | |
| LSU | 1/21/12 | * | | 15 | 2 | 2 | 1.000 | 1 | 1 | 1.000 | 0 | 0 | 0.000 | 0 | 1 | 1 | 1.4 | 0 | 0 | 3 | 0 | 0 | 0 | 5 | 2.4 | |
| at Ole Miss | 1/26/12 | * | | 9 | 1 | 2 | .500 | 1 | 2 | .500 | 0 | 0 | 0.000 | 1 | 1 | 2 | 1.4 | 0 | 0 | 3 | 0 | 0 | 0 | 3 | 2.4 | |
| MISSISSIPPI STATE | 1/28/12 | * | | 13 | 1 | 3 | .333 | 1 | 2 | .500 | 0 | 0 | 0.000 | 0 | 0 | 0 | 1.3 | 1 | 0 | 4 | 1 | 0 | 0 | 3 | 2.4 | |
| SOUTH CAROLINA | 2/2/12 | * | | 15 | 0 | 2 | .000 | 0 | 2 | .000 | 2 | 2 | 1.000 | 0 | 1 | 1 | 1.3 | 3 | 0 | 1 | 1 | 0 | 1 | 0 | 2.4 | |
| VANDERBILT | 2/4/12 | * | | 11 | 1 | 2 | .500 | 1 | 1 | 1.000 | 0 | 0 | 0.000 | 0 | 1 | 1 | 1.3 | 0 | 0 | 2 | 1 | 0 | 1 | 3 | 2.4 | |
| at Kentucky | 2/7/12 | * | | 16 | 0 | 1 | .000 | 0 | 1 | .000 | 0 | 0 | 0.000 | 1 | 0 | 1 | 1.3 | 3 | 0 | 1 | 0 | 0 | 1 | 0 | 2.3 | |
| TENNESSEE | 2/11/12 | * | | 18 | 3 | 7 | .429 | 3 | 5 | .600 | 0 | 0 | 0.000 | 2 | 0 | 2 | 1.3 | 5 | 1 | 1 | 0 | 0 | 1 | 9 | 2.6 | |
| at Alabama | 2/14/12 | * | | 22 | 0 | 1 | .000 | 0 | 0 | .000 | 0 | 0 | 0.000 | 2 | 0 | 2 | 1.3 | 2 | 0 | 0 | 1 | 0 | 0 | 0 | 2.5 | |
| at Arkansas | 2/18/12 | * | | 16 | 0 | 0 | .000 | 0 | 0 | .000 | 0 | 0 | 0.000 | 0 | 0 | 0 | 1.3 | 2 | 0 | 2 | 1 | 0 | 0 | 0 | 2.4 | |
| AUBURN | 2/21/12 | * | | 10 | 1 | 1 | 1.000 | 1 | 1 | 1.000 | 0 | 0 | 0.000 | 0 | 3 | 3 | 1.4 | 1 | 0 | 4 | 1 | 0 | 0 | 3 | 2.4 | |
| at Georgia | 2/25/12 | * | | 22 | 0 | 1 | .000 | 0 | 0 | .000 | 0 | 0 | 0.000 | 1 | 2 | 3 | 1.4 | 1 | 0 | 1 | 0 | 0 | 0 | 0 | 2.3 | |
| at Vanderbilt | 2/28/12 | * | | 17 | 2 | 2 | 1.000 | 1 | 1 | 1.000 | 0 | 0 | 0.000 | 0 | 0 | 0 | 1.4 | 2 | 0 | 1 | 0 | 0 | 0 | 5 | 2.4 | |
| KENTUCKY | 3/4/12 | * | | 22 | 0 | 0 | .000 | 0 | 0 | .000 | 0 | 0 | 0.000 | 0 | 1 | 1 | 1.4 | 2 | 0 | 1 | 1 | 0 | 0 | 0 | 2.4 | |
| vs Alabama | 3/9/12 | * | | 23 | 2 | 2 | 1.000 | 2 | 2 | 1.000 | 0 | 1 | 1.000 | 1 | 1 | 2 | 1.4 | 0 | 0 | 2 | 1 | 0 | 1 | 6 | 2.5 | |
| vs Kentucky | 3/10/12 | * | | 19 | 3 | 3 | .667 | 1 | 2 | .500 | 0 | 0 | 0.000 | 0 | 2 | 2 | 1.4 | 2 | 0 | 4 | 1 | 0 | 1 | 6 | 2.4 | |
| vs Virginia | 3/16/12 | * | | 22 | 1 | 2 | .500 | 1 | 2 | .500 | 0 | 0 | 0.000 | 0 | 1 | 1 | 1.4 | 0 | 0 | 2 | 0 | 0 | 1 | 3 | 2.6 | |
| vs Norfolk State | 3/18/12 | * | | 18 | 2 | 4 | .500 | 1 | 3 | .333 | 0 | 0 | 0.000 | 1 | 2 | 3 | 1.4 | 3 | 0 | 1 | 1 | 0 | 0 | 5 | 2.6 | |
| vs Marquette | 3/22/12 | * | | 17 | 1 | 2 | .500 | 1 | 1 | 1.000 | 0 | 0 | 0.000 | 0 | 3 | 3 | 1.5 | 2 | 0 | 2 | 1 | 0 | 0 | 3 | 2.6 | |
| vs Louisville | 3/24/12 | * | | 14 | 1 | 1 | 1.000 | 0 | 0 | .000 | 0 | 0 | 0.000 | 0 | 2 | 2 | 1.5 | 1 | 0 | 0 | 1 | 0 | 0 | 2 | 2.6 | |
| Totals | | | | 37 | 1 | 564 | .33 | 76 | .434 | .21 | 46 | .457 | 10 | 14 | .714 | 15 | 40 | .55 | 46 | 1 | 61 | 22 | 2 | 22 | 97 | 2.6 |

15 WILL YEGUETE

2010-11 GAME-BY-GAME

| OPPONENT | DATE | GP | GS | MIN | FG | FGA | PCT | 3FG | FGA | PCT | FT | FTA | PCT | OFF | DEF | REB | AVG | PF | FO | A | TO | BLK | STL | PTS | AVG | |
|--------------------|----------|----|----|-----|----|-----|-------|-----|-----|------|----|-----|-------|-----|-----|-----|-----|----|----|---|----|-----|-----|-----|-----|-----|
| LINC WILMINGTON | 11/12/10 | * | | 8 | 1 | 2 | .500 | 0 | 0 | .000 | 1 | 3 | .333 | 2 | 0 | 2 | 2.0 | 0 | 0 | 0 | 0 | 0 | 1 | 3 | 3.0 | |
| OHIO STATE | 11/16/10 | * | | | | | | | | | | | -DNP- | | | | | | | | | | | | | |
| NORTH CAROLINA A&T | 11/18/10 | * | | 23 | 3 | 8 | .375 | 0 | 0 | .000 | 1 | 2 | .500 | 9 | 6 | 15 | 8.5 | 2 | 0 | 4 | 3 | 0 | 3 | 7 | 5.0 | |
| MOREHEAD STATE | 11/21/10 | * | | 1 | 0 | 0 | .000 | 0 | 0 | .000 | 0 | 0 | 0.000 | 0 | 0 | 0 | 0.7 | 0 | 0 | 0 | 0 | 0 | 0 | 0 | 3.3 | |
| FLORIDA ATLANTIC | 11/23/10 | * | | 9 | 1 | 4 | .250 | 0 | 0 | .000 | 3 | 5 | .600 | 3 | 3 | 6 | 5.8 | 3 | 0 | 0 | 0 | 0 | 0 | 5 | 3.8 | |
| at Florida State | 11/28/10 | * | | 22 | 0 | 1 | .000 | 0 | 0 | .000 | 2 | 5 | .400 | 0 | 5 | 5 | 5.6 | 2 | 0 | 0 | 2 | 0 | 1 | 2 | 3.4 | |
| vs UCF | 12/01/10 | * | | 8 | 0 | 2 | .000 | 0 | 0 | .000 | 0 | 0 | 0.000 | 1 | 0 | 1 | 4.8 | 0 | 0 | 0 | 0 | 0 | 0 | 0 | 2.8 | |
| vs American | 12/05/10 | * | | 10 | 1 | 1 | 1.000 | 0 | 0 | .000 | 0 | 0 | 0.000 | 1 | 3 | 4 | 4.7 | 1 | 0 | 0 | 0 | 0 | 1 | 2 | 2.7 | |
| KENT STATE | 12/09/10 | * | | 7 | 0 | 0 | .000 | 0 | 0 | .000 | 0 | 1 | .000 | 0 | 3 | 3 | 4.5 | 0 | 0 | 0 | 1 | 0 | 0 | 0 | 2.4 | |
| vs Kansas State | 12/18/10 | * | | 7 | 1 | 1 | 1.000 | 0 | 0 | .000 | 1 | 1 | 1.000 | 3 | 0 | 3 | 4.3 | 1 | 0 | 0 | 3 | 0 | 0 | 1 | 3 | 2.4 |
| JACKSONVILLE | 12/20/10 | * | | 9 | 0 | 1 | .000 | 0 | 0 | .000 | 0 | 0 | 0.000 | 1 | 4 | 5 | 4.4 | 0 | 0 | 0 | 1 | 0 | 0 | 0 | 2.2 | |
| RADFORD | 12/22/10 | * | | 10 | 1 | 2 | .500 | 0 | 0 | .000 | 3 | 4 | .750 | 4 | 1 | 5 | 4.5 | 3 | 0 | 0 | 1 | 0 | 0 | 1 | 5 | 2.5 |
| at Xavier | 12/31/10 | * | | 4 | 0 | 0 | .000 | 0 | 0 | .000 | 0 | 0 | 0.000 | 0 | 0 | 0 | 4.1 | 1 | 0 | 0 | 0 | 1 | 0 | 0 | 2.3 | |
| RHODE ISLAND | 01/03/11 | * | | 8 | 0 | 2 | .000 | 0 | 0 | .000 | 0 | 0 | 0.000 | 0 | 2 | 2 | 3.9 | 1 | 0 | 0 | 1 | 0 | 0 | 0 | 2.1 | |
| MISSISSIPPI | 01/08/11 | * | | 4 | 0 | 1 | .000 | 0 | 0 | .000 | 0 | 0 | 0.000 | 0 | 1 | 1 | 3.7 | 0 | 0 | 0 | 2 | 0 | 0 | 0 | 1.9 | |
| at Tennessee | 01/11/11 | * | | 3 | 0 | 0 | .000 | 0 | 0 | .000 | 0 | 1 | 1 | 1 | 1 | 3.5 | 2 | 0 | 0 | 0 | 0 | 0 | 0 | 0 | 1.8 | |
| SOUTH CAROLINA | 01/15/11 | * | | 5 | 0 | 1 | .000 | 0 | 0 | .000 | 0 | 0 | 0.000 | 1 | 1 | 2 | 3.4 | 1 | 0 | 1 | 0 | 0 | 0 | 0 | 1.7 | |
| at Auburn | 01/20/11 | * | | 7 | 0 | 1 | .000 | 0 | 0 | .000 | 1 | 1 | 2 | 3.4 | 1 | 0 | 3.4 | 1 | 0 | 0 | 1 | 0 | 0 | 1 | 1.6 | |
| ARKANSAS | 01/22 | | | | | | | | | | | | | | | | | | | | | | | | | |

GAME-BY-GAME STATISTICS

4 PATRIC YOUNG

2010-11 GAME-BY-GAME

| OPPONENT | DATE | GP | GS | MIN | FG | FGA | PCT | 3FG | FGA | PCT | FT | FTA | PCT | OFF | DEF | REB | AVG | PF | FO | A | TO | BLK | STL | PTS | AVG | |
|----------------------|----------|-----------|----------|------------|-----------|------------|----------|----------|----------|-------------|-----------|-----------|-------------|-----------|-----------|------------|------------|-----------|----------|-----------|-----------|-----------|-----------|------------|------------|-----|
| UNC WILMINGTON | 11/12/10 | * | | 12 | 1 | 3 | .333 | 0 | 0 | .000 | 0 | 0 | 0.000 | 0 | 1 | 1 | 1.0 | 3 | 0 | 1 | 2 | 0 | 0 | 2 | 2.0 | |
| OHIO STATE | 11/16/10 | * | | 12 | 1 | 1 | 1.000 | 0 | 0 | .000 | 0 | 0 | 0.000 | 1 | 1 | 2 | 1.5 | 3 | 0 | 0 | 0 | 1 | 0 | 2 | 2.0 | |
| NORTH CAROLINA A&T | 11/18/10 | * | | 22 | 4 | 8 | .500 | 0 | 0 | .000 | 3 | 4 | .750 | 1 | 5 | 6 | 3.0 | 1 | 0 | 2 | 2 | 4 | 11 | 5.0 | 5.0 | |
| MOREHEAD STATE | 11/21/10 | * | | 17 | 2 | 2 | 1.000 | 0 | 0 | .000 | 1 | 1 | 1.000 | 1 | 0 | 1 | 2.5 | 1 | 0 | 0 | 1 | 0 | 1 | 5 | 5.0 | |
| FLORIDA ATLANTIC | 11/23/10 | * | | 14 | 0 | 0 | .000 | 0 | 0 | .000 | 3 | 4 | .750 | 2 | 1 | 3 | 2.6 | 0 | 0 | 0 | 0 | 0 | 0 | 3 | 4.6 | |
| at Florida State | 11/28/10 | * | | 25 | 1 | 2 | .500 | 0 | 0 | .000 | 0 | 1 | 0.000 | 1 | 4 | 5 | 3.0 | 2 | 0 | 0 | 0 | 2 | 0 | 2 | 4.2 | |
| vs UCF | 12/01/10 | * | | 16 | 1 | 2 | .500 | 0 | 0 | .000 | 0 | 0 | 0.000 | 0 | 5 | 5 | 3.3 | 2 | 0 | 0 | 0 | 0 | 0 | 1 | 2 | 3.9 |
| vs American | 12/05/10 | * | | 6 | 0 | 0 | .000 | 0 | 0 | .000 | 0 | 0 | 0.000 | 0 | 1 | 1 | 3.0 | 1 | 0 | 0 | 0 | 0 | 0 | 0 | 3.4 | |
| KENT STATE | 12/09/10 | * | | 11 | 1 | 4 | .250 | 0 | 0 | .000 | 0 | 0 | 0.000 | 1 | 2 | 2 | 2.9 | 1 | 0 | 0 | 1 | 0 | 1 | 0 | 3.2 | |
| vs Kansas State | 12/18/10 | * | | 13 | 0 | 0 | .000 | 0 | 0 | .000 | 0 | 0 | 0.000 | 1 | 2 | 2 | 2.8 | 2 | 0 | 0 | 0 | 2 | 0 | 0 | 2.9 | |
| JACKSONVILLE | 12/20/10 | * | | 12 | 0 | 2 | .000 | 0 | 0 | .000 | 0 | 0 | 0.000 | 0 | 2 | 2 | 2.7 | 1 | 0 | 1 | 1 | 0 | 0 | 0 | 2.6 | |
| RADFORD | 12/22/10 | * | | 11 | 0 | 1 | .000 | 0 | 0 | .000 | 0 | 0 | 0.000 | 2 | 1 | 3 | 2.8 | 3 | 0 | 0 | 4 | 0 | 1 | 0 | 2.4 | |
| at Xavier | 12/31/10 | * | | 17 | 1 | 2 | .500 | 0 | 0 | .000 | 0 | 0 | 0.000 | 2 | 3 | 5 | 2.9 | 2 | 0 | 0 | 1 | 0 | 1 | 0 | 2.4 | |
| RHODE ISLAND | 01/03/11 | * | | 22 | 2 | 2 | 1.000 | 0 | 0 | .000 | 4 | 4 | 1.000 | 1 | 4 | 5 | 3.1 | 1 | 0 | 0 | 2 | 0 | 0 | 8 | 2.8 | |
| MISSISSIPPI | 01/08/11 | * | | 16 | 1 | 1 | 1.000 | 0 | 0 | .000 | 1 | 2 | .500 | 0 | 4 | 4 | 3.1 | 1 | 0 | 0 | 0 | 0 | 1 | 3 | 2.8 | |
| at Tennessee | 01/11/11 | * | | 24 | 2 | 3 | .667 | 0 | 0 | .000 | 0 | 0 | 0.000 | 4 | 3 | 7 | 3.4 | 2 | 0 | 1 | 0 | 0 | 0 | 4 | 2.9 | |
| SOUTH CAROLINA | 01/15/11 | * | | 19 | 5 | 6 | .833 | 0 | 0 | .000 | 2 | 2 | 1.000 | 3 | 2 | 5 | 3.5 | 1 | 0 | 0 | 0 | 1 | 1 | 12 | 3.4 | |
| at Auburn | 01/20/11 | * | | 19 | 1 | 1 | 1.000 | 0 | 0 | .000 | 0 | 1 | 0.000 | 0 | 3 | 3 | 3.4 | 3 | 0 | 0 | 2 | 1 | 1 | 2 | 3.3 | |
| ARKANSAS | 01/22/11 | * | | 20 | 3 | 4 | .750 | 0 | 0 | .000 | 0 | 0 | 0.000 | 1 | 3 | 4 | 3.5 | 1 | 0 | 0 | 0 | 2 | 1 | 6 | 3.5 | |
| at Georgia | 01/25/11 | * | | 30 | 1 | 3 | .333 | 0 | 0 | .000 | 0 | 0 | 0.000 | 2 | 4 | 6 | 3.6 | 2 | 0 | 1 | 0 | 2 | 3 | 2 | 3.4 | |
| at Mississippi State | 01/29/11 | * | | 18 | 1 | 2 | .500 | 0 | 0 | .000 | 1 | 2 | .500 | 0 | 3 | 3 | 3.6 | 3 | 0 | 0 | 0 | 2 | 0 | 3 | 3.4 | |
| VANDERBIT | 02/01/11 | * | | 21 | 1 | 1 | 1.000 | 0 | 0 | .000 | 1 | 2 | .500 | 0 | 0 | 0 | 3.4 | 2 | 0 | 0 | 1 | 2 | 0 | 3 | 3.4 | |
| KENTUCKY | 02/05/11 | * | | 21 | 1 | 2 | .500 | 0 | 0 | .000 | 0 | 0 | 0.000 | 1 | 2 | 3 | 3.4 | 0 | 0 | 0 | 1 | 1 | 0 | 2 | 3.3 | |
| at South Carolina | 02/09/11 | * | | 24 | 3 | 6 | .500 | 0 | 0 | .000 | 0 | 0 | 0.000 | 0 | 0 | 0 | 3.3 | 2 | 0 | 1 | 1 | 0 | 0 | 6 | 3.4 | |
| TENNESSEE | 02/12/11 | * | | 22 | 0 | 1 | .000 | 0 | 0 | .000 | 0 | 0 | 0.000 | 2 | 3 | 5 | 3.3 | 2 | 0 | 1 | 3 | 1 | 1 | 0 | 3.3 | |
| at LSU | 02/20/11 | * | | 18 | 3 | 4 | .750 | 0 | 0 | .000 | 0 | 0 | 0.000 | 3 | 3 | 6 | 3.4 | 3 | 0 | 0 | 1 | 0 | 1 | 6 | 3.4 | |
| GEORGIA | 02/24/11 | * | | 17 | 0 | 0 | .000 | 0 | 0 | .000 | 1 | 2 | .500 | 1 | 3 | 4 | 3.4 | 4 | 0 | 0 | 0 | 1 | 1 | 1 | 3.3 | |
| at Kentucky | 02/26/11 | * | | 20 | 0 | 0 | .000 | 0 | 0 | .000 | 0 | 0 | 0.000 | 1 | 2 | 3 | 3.4 | 2 | 0 | 1 | 1 | 1 | 0 | 0 | 3.2 | |
| ALABAMA | 03/01/11 | * | | 20 | 1 | 2 | .500 | 0 | 0 | .000 | 0 | 0 | 0.000 | 1 | 1 | 2 | 3.4 | 1 | 0 | 0 | 0 | 1 | 1 | 2 | 3.1 | |
| at Vanderbilt | 03/05/11 | * | | 23 | 3 | 4 | .750 | 0 | 0 | .000 | 3 | 4 | .750 | 3 | 2 | 5 | 3.4 | 4 | 0 | 1 | 0 | 2 | 0 | 9 | 3.3 | |
| vs Tennessee | 03/11/11 | * | | 17 | 1 | 2 | .500 | 0 | 0 | .000 | 2 | 2 | 1.000 | 2 | 3 | 5 | 3.5 | 1 | 0 | 1 | 1 | 0 | 1 | 4 | 3.4 | |
| at Vanderbilt | 03/12/11 | * | | 20 | 0 | 0 | .000 | 0 | 0 | .000 | 0 | 0 | 0.000 | 2 | 6 | 8 | 3.6 | 3 | 0 | 0 | 2 | 0 | 0 | 0 | 3.3 | |
| vs Kentucky | 03/13/11 | * | | 18 | 2 | 3 | .667 | 0 | 0 | .000 | 0 | 0 | 0.000 | 3 | 4 | 7 | 3.7 | 3 | 0 | 0 | 0 | 2 | 0 | 4 | 3.3 | |
| vs UC Santa Barbara | 03/17/11 | * | | 13 | 2 | 3 | .667 | 0 | 0 | .000 | 2 | 2 | 1.000 | 3 | 3 | 6 | 3.8 | 0 | 0 | 1 | 1 | 0 | 0 | 6 | 3.4 | |
| vs UCLA | 03/19/11 | * | | 16 | 4 | 7 | .571 | 0 | 0 | .000 | 0 | 0 | 0.000 | 1 | 3 | 4 | 3.8 | 4 | 0 | 0 | 0 | 2 | 1 | 8 | 3.5 | |
| vs BYU | 03/24/11 | * | | 13 | 1 | 2 | .500 | 0 | 0 | .000 | 0 | 2 | 0.000 | 2 | 2 | 4 | 3.8 | 3 | 0 | 0 | 0 | 1 | 1 | 2 | 3.4 | |
| vs Butler | 03/26/11 | * | | 19 | 0 | 2 | .000 | 0 | 0 | .000 | 2 | 2 | 1.000 | 0 | 2 | 3 | 3.8 | 3 | 0 | 0 | 0 | 0 | 0 | 2 | 3.4 | |
| Totals | | 37 | 2 | 658 | 90 | 556 | 0 | 0 | 0 | .000 | 26 | 37 | .703 | 48 | 91 | 139 | 3.8 | 73 | 0 | 12 | 25 | 31 | 21 | 126 | 3.4 | |

2011-12 GAME-BY-GAME

| OPPONENT | DATE | GP | GS | MIN | FG | FGA | PCT | 3FG | FGA | PCT | FT | FTA | PCT | OFF | DEF | TOT | AVG | PF | FO | A | TO | BLK | STL | PTS | AVG |
|-------------------|----------|----|----|-----|----|-----|-------|-----|-----|------|----|-----|-------|-----|-----|-----|------|----|----|---|----|-----|-----|-----|------|
| JACKSON STATE | 11/11/11 | * | | 27 | 6 | 8 | .750 | 0 | 0 | .000 | 0 | 0 | 0.000 | 3 | 7 | 10 | 10.0 | 1 | 0 | 3 | 4 | 2 | 3 | 12 | 12.0 |
| at Ohio State | 11/15/11 | * | | 33 | 5 | 10 | .500 | 0 | 0 | .000 | 4 | 6 | .667 | 4 | 8 | 12 | 11.0 | 2 | 0 | 0 | 1 | 1 | 0 | 14 | 13.0 |
| NORTH FLORIDA | 11/17/11 | * | | 23 | 3 | 7 | .429 | 0 | 0 | .000 | 1 | 2 | .500 | 3 | 2 | 5 | 9.0 | 3 | 0 | 1 | 3 | 2 | 1 | 7 | 11.0 |
| vs Wright State | 11/21/11 | * | | 22 | 1 | 7 | .143 | 0 | 0 | .000 | 3 | 5 | .600 | 2 | 5 | 7 | 8.5 | 1 | 0 | 2 | 0 | 0 | 0 | 5 | 9.5 |
| JACKSONVILLE | 11/25/11 | * | | 24 | 6 | 9 | .667 | 0 | 0 | .000 | 2 | 5 | .400 | 2 | 7 | 9 | 8.6 | 1 | 0 | 2 | 1 | 3 | 1 | 14 | 10.4 |
| vs Stetson | 11/28/11 | * | | 20 | 4 | 7 | .571 | 0 | 0 | .000 | 1 | 2 | .500 | 1 | 2 | 3 | 7.7 | 4 | 0 | 2 | 0 | 2 | 1 | 9 | 10.2 |
| at Syracuse | 12/2/11 | * | | 25 | 2 | 5 | .400 | 0 | 0 | .000 | 2 | 2 | 1.000 | 2 | 3 | 5 | 7.3 | 4 | 0 | 1 | 3 | 2 | 0 | 6 | 9.6 |
| ARIZONA | 12/7/11 | * | | 38 | 12 | 15 | .800 | 0 | 0 | .000 | 1 | 6 | .167 | 6 | 4 | 10 | 7.6 | 3 | 0 | 2 | 0 | 2 | 1 | 25 | 11.5 |
| vs Rider | 12/9/11 | * | | 28 | 5 | 7 | .714 | 0 | 0 | .000 | 2 | 2 | 1.000 | 5 | 5 | 10 | 7.9 | 1 | 0 | 1 | 1 | 0 | 1 | 12 | 11.6 |
| vs Texas A&M | 12/17/11 | * | | 20 | 2 | 2 | 1.000 | 0 | 0 | .000 | 1 | 2 | .500 | 2 | 2 | 4 | 7.5 | 4 | 0 | 2 | 2 | 0 | 0 | 5 | 10.9 |
| MISS VALLEY STATE | 12/19/11 | * | | 24 | 4 | 6 | .667 | 0 | 0 | .000 | 4 | 5 | .800 | 1 | 7 | 8 | 7.5 | 1 | 0 | 4 | 2 | 1 | 0 | 12 | 11.0 |
| FLORIDA STATE | 12/22/11 | * | | 24 | 7 | 7 | 1.000 | 0 | 0 | .000 | 1 | 2 | .500 | 2 | 2 | 4 | 7.3 | 3 | 0 | 0 | 1 | 1 | 1 | 15 | 11.3 |
| at Rutgers | 12/29/11 | * | | 41 | 4 | 8 | .500 | 0 | 0 | .000 | 3 | 3 | 1.000 | 3 | 3 | 6 | 7.2 | 2 | 0 | 1 | 1 | 0 | 0 | 11 | 11.3 |
| YALE | 12/31/11 | * | | 30 | 6 | 10 | .600 | 0 | 0 | .000 | 7 | 8 | .875 | 1 | 3 | 4 | 6.9 | 3 | 0 | 5 | 2 | 1 | 0 | 19 | 11.9 |
| UAB | 1/3/12 | * | | 26 | 7 | 10 | .700 | 0 | 0 | .000 | 1 | 2 | .500 | 4 | 3 | 7 | 6.9 | 5 | 1 | 1 | 1 | 0 | 0 | 15 | 12.1 |
| at Tennessee | 1/7/12 | * | | 32 | 4 | 9 | .444 | 0 | 0 | .000 | 4 | 7 | .571 | 3 | 4 | 7 | 6.9 | 2 | 0 | 2 | 1 | 1 | 2 | 12 | 12.1 |
| GEORGIA | 1/10/12 | * | | 34 | 4 | 5 | .800 | 0 | 0 | .000 | 0 | 2 | 0.000 | 1 | 9 | 10 | 7.1 | 1 | 0 | 0 | 3 | 1 | 0 | 8 | 11.8 |
| at South Carolina | 1/14/12 | * | | 13 | 2 | 2 | 1.000 | 0 | 0 | .000 | 0 | 0 | 0.000 | 1 | 2 | | | | | | | | | | |

2012-13 OPPONENT INFORMATION

| Opponent Basketball SID | Head Coach (Overall Record) SID Phone | Conference SID E-mail | 2012 Record (Conf. Record) Web Site |
|---|--|--|---|
| Air Force Jerry Cross | Dave Pilipovich (2-6, 1 yr) (719) 333-3950 | Mountain West jerry.cross@usafa.edu | 13-16 (3-11, T7th) www.goairforcefalcons.com |
| Alabama TBA | Anthony Grant (137-64, 6 yrs) (205) 348-8841 | SEC TBA | 21-12 (9-7, 5th) www.rolltide.com |
| Alabama St. Darrell Orand | Lewis Jackson (109-111, 8 yrs) (334) 229-5215 | SWAC dorand@alasu.edu | 12-19 (9-9, T5th) bamastatesports.com (no 'www') |
| Arizona Richard Paige | Sean Miller (189-82, 8 yrs) (520) 621-4163 | Pac-12 rpaige@arizona.edu | 23-12 (12-6, 4th) www.arizonawildcats.com |
| Arkansas Phil Pierce | Mike Anderson (218-111, 10 yrs) (479) 575-7430 | SEC ppierce@uark.edu | 18-14 (6-10, 9th) www.arkansasrazorbacks.com |
| Auburn Chuck Gallina | Tony Barbee (108-88, 6 yrs) (334) 844-9701 | SEC gallica@auburn.edu | 15-16 (5-11, T10th) www.auburntigers.com |
| Florida State Chuck Walsh | Leonard Hamilton (379-337, 24 yrs) (850) 644-1077 | ACC cwalsh@fsu.edu | 25-10 (12-4, 3rd) www.seminoles.com |
| Georgetown Mike "Mex" Carey | John Thompson, III (252-124, 12 yrs) (202) 687-2475 | Big East mbc32@georgetown.edu | 24-9 (12-6, T4th) www.guhoyas.com |
| Georgia Tim Hix | Mark Fox (173-89, 8 yrs) (706) 542-1152 | SEC thix@sports.uga.edu | 15-17 (5-11, T10th) www.georgiadogs.com |
| Kansas St. Tom Gilbert | Bruce Weber (313-155, 14 yrs) (785) 532-7979 | Big 12 tgilbert@k-state.edu | 22-11 (10-8, 5th) www.kstatesports.com |
| Kentucky DeWayne Peevy | John Calipari (505-152, 20 yrs) (859) 257-3838 | SEC dewayne.peevy@uky.edu | 38-2 (16-0, 1st) www.ukathletics.com |
| LSU Kent Lowe | Johnny Jones (205-162, 12 yrs) (225) 578-1864 | SEC clowe@lsu.edu | 18-15 (7-9, 8th) www.lsusports.net |
| Marquette Scott Kuykendall | Buzz Williams (110-62, 5 yrs) (414) 288-4794 | Big East scott.kuykendall@mu.edu | 27-9 (14-4, 2nd) www.gomarquette.com |
| Middle Tennessee Leslie Wilhite | Kermit Davis (251-183, 14 yrs) (615) 904-8115 | Sun Belt wilhite@goblueraiders.com | 27-7 (14-2, 1st) www.goblueraiders.com |
| Mississippi Daniel Snowden | Andy Kennedy (146-91, 7 yrs) (662) 915-7509 | SEC desnowde@olemiss.edu | 20-14 (8-8, T6th) www.olemisssports.com |
| Mississippi State Gregg Ellis | Rick Ray (0-0, 0 yrs) (662) 325-3595 | SEC gellis@athletics.msstate.edu | 21-12 (8-8, T6th) www.hailstate.com |
| Missouri Dave Reiter | Frank Haith (159-106, 8 yrs) (573) 884-2437 | SEC reiterd@missouri.edu | 30-5 (14-4, 2nd – Big 12) www.mutigers.com |
| Savannah State Opio Mashariki | Horace Broadnax (127-211, 11 yrs) (912) 356-2446 | MEAC masharik@savannahstate.edu | 21-12 (14-2, 1st) ssuathletics.com (no 'www') |
| SE Louisiana Matt Sullivan | Jim Yarbrough (985) 549-2142 | Southland rsullivan@selu.edu | 12-17 (5-11, 5th East) www.lionsports.net |
| South Carolina Emily Feeney | Frank Martin (117-54, 6 yrs) (803) 777-5204 | SEC efeeney@mailbox.sc.edu | 10-21 (2-14, 12th) www.gamecocksonline.com |
| Tennessee Tom Satkowiak | Cuonzo Martin (80-56, 4 yrs) (865) 974-1212 | SEC tomsid@utk.edu | 19-15 (10-6, T2nd) www.utsports.com |
| Texas A&M Adam Quisenberry | Billy Kennedy (225-197, 14 yrs) (979) 862-5453 | SEC aquisenberry@athletics.tamu.edu | 14-18 (4-14, 9th) www.aggieathletics.com |
| UCF Doug Richards | Donnie Jones (98-64, 5 yrs) (407) 823-2142 | C-USA drichards@athletics.ucf.edu | 22-11 (10-6, T3rd) www.ucfathletics.com |
| Vanderbilt Andy Boggs | Kevin Stallings (384-222, 19 yrs) (615) 343-1847 | SEC andy.boggs@vanderbilt.edu | 25-11 (10-6, T2nd) vucommodes.com |
| Wisconsin Patrick Herb | Bo Ryan (651-204, 28 yrs) (608) 890-2477 | Big Ten pah@athletics.wisc.edu | 26-10 (12-6, 4th) www.uwathletics.com |
| Yale Timothy Bennett, Jr. | James Jones (176-191, 13 yrs) (203) 432-1455 | Ivy League timothy.bennett@yale.edu | 19-10 (9-5, 4th) www.yalebulldogs.com |

2006 & 2007 NATIONAL CHAMPIONS

“Winning a national championship with no expectations – well maybe people can say, ‘They got lucky, they got hot at the right time.’ Then to win one with all of the expectations on you – I think they have to go down, in the word ‘team,’ as one of the greatest teams of all-time.”

-Billy Donovan

With the expectations of a nation awaiting, the University of Florida took its place in history with its second consecutive national title in 2007. A year earlier, the Gators had taken the nation by storm with no expectations at all. A year later, they took everyone’s best shot and were still the last team standing at the Georgia Dome. When it was all said and done, the Gators became the first team in 15 years to repeat and joined the great teams in college basketball history in the process. Champions Forever.

THE “HISTORY BOYS”

After winning a second straight national title, Grant Wahl of Sports Illustrated dubbed these Gators as, “the History Boys, a once in a generation collective that achieved one of the rarest feats in modern American team sports.” It was as much a tribute to the accomplishment as the path they paved to get there. The Gators were the epitome of unselfish. Its entire starting five averaged within 3.0 points of one another, but just as importantly, within 2.4 shots per game of one another, with none getting as many as 10.0 per game. The Gators posted 68 wins over the two years, tied for the fifth-highest two-year total in NCAA history. And in its two national titles, the Gators were dominant, outscoring opponents by 15.9 points per game over two years. A once in a generation collective indeed.

18 IN A ROW

In 2006 and 2007 the University of Florida was at its best when the stakes were the highest – in postseason. During that time the Gators pieced together 18 consecutive postseason wins, the longest stretch since the great championship UCLA teams of John Wooden in the 1960s and ‘70s won 28 in a row (under a four-game NCAA Tournament format). Florida went 12-0 in the NCAA Tournament, winning eight of 12 by double-digits, and went 6-0 in the SEC Tournament with a pair of titles (to reach three in a row overall) in that time.

DONOVAN JOINS ELITE COMPANY

Billy Donovan became just the 12th coach to win multiple NCAA titles and one of only four active coaches to do so (Mike Krzyzewski 4, Jim Calhoun 3, Roy Williams 2). Furthermore, at 41 years of age (now 46), he became the third youngest coach all-time to win multiple NCAA titles (Bobby Knight, Indiana – 35, 40; Phil Woolpert, San Francisco – 39, 40). He joined legendary Kentucky coach Adolph Rupp as the only coach in SEC history to boast multiple national titles.

2006 NATIONAL CHAMPIONS

| DATE | OPPONENT | SCORE | SITE |
|----------|---------------|-------|--------------------|
| March 16 | South Alabama | 76-60 | Jacksonville, Fla. |
| March 18 | UW-Milwaukee | 82-60 | Jacksonville, Fla. |
| March 24 | Georgetown | 57-53 | Minneapolis, Minn. |
| March 26 | Villanova | 75-62 | Minneapolis, Minn. |
| April 1 | George Mason | 73-58 | Indianapolis, Ind. |
| April 3 | UCLA | 73-57 | Indianapolis, Ind. |

2007 NATIONAL CHAMPIONS

| DATE | OPPONENT | SCORE | SITE |
|----------|---------------|--------|------------------|
| March 16 | Jackson State | 112-69 | New Orleans, La. |
| March 18 | Purdue | 74-67 | New Orleans, La. |
| March 23 | Butler | 65-57 | St. Louis, Mo. |
| March 25 | Oregon | 85-77 | St. Louis, Mo. |
| March 31 | UCLA | 76-66 | Atlanta, Ga. |
| April 2 | Ohio State | 84-75 | Atlanta, Ga. |

“We enjoyed the entire process, not just the end result. We enjoyed being around each other, playing ball with each other, we were a family, and I wouldn’t trade this experience for anything in the world.”

-Al Horford

“People can say what they want, but in the end, they do have to say, ‘Yeah, they did win back-to-back titles.’”

-Joakim Noah



“They really enjoyed every step of this journey. I think they had a different perspective and appreciation the second time around for how hard it was and what they truly accomplished.”

-Billy Donovan

2006 & 2007 NATIONAL CHAMPIONS

“Just the opportunity to play with this group made the game of basketball so enjoyable. We played the game the right way, we trusted and loved each other like family, and we accomplished things none of us ever dreamed of because of it.”

-Lee Humphrey

“We were the ultimate team. We were unselfish, we passed the ball, everyone made plays and everyone had a part in winning.”

-Corey Brewer



PLAYER DEVELOPMENT

Florida has 337 wins since the 1999-2000 season, second in the Southeastern Conference and seventh in the nation during that stretch. The Gators won the 2006 and 2007 national titles, the only program in the nation to win back-to-back national titles since Duke's 1991 and 1992 teams, and UF's three national title game appearances are tops in the nation since 2000. During that span, the rest of the SEC has combined for one national championship game appearance.

THE DONOVAN PHILOSOPHY

"I look for guys who love the game. Guys who have to be committed to that time. You only have 20 hours in a week, and they have to be spent with no wasted motion or energy. You have to have guys who love to play, guys who love to play on the edge. I'd much rather have a guy a little less talented who loved to play than to have a guy with great talent who doesn't give it his all.

"Getting the right personnel is always important, but what you do with it is more important. With young kids, their self esteem needs to be lifted, they need to feel good about themselves. A huge part of building a program is the relationship you establish with the kids. If the kids respect you and like you, they will play hard for you.

"You try to get them to play beyond their wildest expectations. Try to get them to play harder than they ever imagined playing. Some may call it selling a dream, but I believe in reaching for the stars and not settling."

SINCE 1990-2000 (13 SEASONS)

- 311 wins
- 42 All-SEC Players
- 14 Associated Press All-Americans
- 11 NCAA Tournament Appearances
- 15 NBA Draft Picks
- 5 SEC East Titles
- 4 SEC Regular-Season Championships
- 3 SEC Tournament Titles
- 3 Final Four appearances
- 2 National Titles

DID YOU KNOW?

Florida has had nine first-round draft picks under Billy Donovan after having only two prior to his arrival.

NBA DRAFT PICKS FOR SEC SCHOOLS SINCE 2000

| | Total | 1st Round |
|----------------|-----------|-----------|
| Kentucky | 20 | 13 |
| FLORIDA | 15 | 8 |
| LSU | 8 | 3 |
| Vanderbilt | 7 | 2 |
| Georgia | 5 | 1 |
| Miss. State | 5 | 1 |
| Alabama | 4 | 0 |
| Auburn | 3 | 1 |
| Arkansas | 3 | 2 |
| Tennessee | 3 | 2 |
| South Carolina | 1 | 1 |
| Ole Miss | 1 | 0 |

FLORIDA DRAFT PICKS UNDER DONOVAN

| NAME (YEAR) | TEAM | OVERALL PICK | ROUND |
|--------------------------|--------------|------------------------|-------|
| Jason Williams (1998) | Sacramento | 7th selection overall | 1 |
| Mike Miller (2000) | Orlando | 5th selection overall | 1 |
| Donnell Harvey (2000) | New York | 22nd selection overall | 1 |
| Matt Bonner (2003) | Chicago | 45th selection overall | 2 |
| Christian Drejer (2004) | New Jersey | 51st selection overall | 2 |
| David Lee (2005) | New York | 30th selection overall | 1 |
| Al Horford (2007) | Atlanta | 3rd selection overall | 1 |
| Corey Brewer (2007) | Minnesota | 7th selection overall | 1 |
| Joakim Noah (2007) | Chicago | 9th selection overall | 1 |
| Chris Richard (2007) | Minnesota | 41st selection overall | 2 |
| Taurean Green (2007) | Portland | 52nd selection overall | 2 |
| Marreese Speights (2008) | Philadelphia | 16th selection overall | 1 |
| Nick Calathes (2009) | Minnesota | 45th selection overall | 2 |
| Chandler Parsons (2011) | Houston | 38th selection overall | 2 |
| Vernon Macklin (2011) | Detroit | 52nd selection overall | 2 |
| Bradley Beal (2012) | Washington | 3rd selection overall | 1 |

GROWTH THROUGH THE SYSTEM

Udonis Haslem, Matt Bonner and David Lee are not only players who have made the transition from the University of Florida to the NBA, but they're players who grew through Billy Donovan's system over a four-year period. All three have gone on to sign multi-million dollar NBA contracts, including Lee's six-year, \$80 million contract signed with the Golden State Warriors in the summer of 2010. Chandler Parsons is the latest four-year Gator to make an NBA splash, earning NBA All-Rookie Second Team honors in 2011-12.

GROWTH FROM BEGINNING TO END

| Player | Freshman Year Pts./Reb. | Senior Year Pts./Reb. | Senior Year Honors |
|------------------|----------------------------|--------------------------|--|
| Udonis Haslem | 10.5/5.3 | 16.0/8.3 | AP All-American, First Team All-SEC (AP & Coaches) |
| Matt Bonner | 4.8/3.2 | 15.2/6.1 | AP All-American, First Team All-SEC (AP & Coaches) |
| David Lee | 7.0/4.7 | 13.9/9.0 | Second Team All-SEC |
| Chandler Parsons | 8.1/4.0 | 11.3/7.8 | AP All-American, SEC Player of the Year |



"He (Billy Donovan) told me I'd have a chance to play for a national championship and he told me he'd put me in a position to play in the NBA. He's my best friend and someone I will always listen to and count on."

-Mike Miller on NBA Draft Night, 2000

FACILITIES

“Facilities are a statement for commitment and we think this makes a big one for Florida basketball. Billy showed the commitment on the court and the administrators here felt we had to do our part. One of the things we do with our coaches is to make sure if other schools come calling they won’t go. We’ve got the resources in place. We can keep people here longer with quality programs.”

-University of Florida Athletics Director Jeremy Foley

Florida’s \$10 million state-of-the-art private basketball practice facility, which opened in October of 2001, is the nation’s premier practice complex. The two-story 47,505 square foot facility includes multiple practice gyms, a training room, a 1,900-square foot weight room, locker rooms, coaches’ offices, conference rooms, equipment room, team lounge area and film/video rooms with theater style seating to give the Gators the only basketball-exclusive practice facility in the Southeastern Conference. The design team of RDG Sports in Des Moines, Iowa, began the project in September of 1999 and construction began in July of 2000.

In September of 2007, a \$1.8 million project was completed in the facility to celebrate the history of the Florida basketball program, while adding state-of-the-art technology. One Up, a joint venture between Florida-based XOS Technologies and Downstream, an Oregon design firm, completed the extensive project for the University of Florida men’s and women’s basketball programs.

One Up redesigned many areas of the facility, including the atrium, which welcomes visitors with a 20-foot chandelier comprised of inspirational images and words. Below, trophy cases celebrating the Florida men’s team’s championships also feature monitors relaying highlights of the seasons. On the second floor, a dynamic Gallery Media Display showcases more trophies and team memorabilia. Visitors can also engage interactive screens to review highlight clips of Gator Greats who have gone on to play in the NBA and WNBA. The most surprising twist is meant to inspire players in the practice gym. Here, pieces of hallowed hardwood hang from above, as suspended from the ceiling with the logos from each of Florida’s four Final Four appearances. Another key coaching advantage is revealed when opening the padded doors to display the Coaching Command center that is housed on both the men’s and women’s courts. This Command Center has a Large LCD monitor and a VCR/DVD used to view film during practice.

AN IN-DEPTH LOOK AT THE AMENITIES IN THE COMPLEX:

Training Room

The training room includes space for taping and rehabilitation of athletes, offices for staff and support personnel, exam room and hydrotherapy.

Team Locker Rooms

The locker rooms feature custom wood lockers, team meeting space, a team lounge and shower facilities.

Practice Courts

Two identical practice gymnasiums, with six baskets, Conner (Uniforce with NIKE Grind) wood floor, and observation/video taping balcony.

Coaches’ Offices

Space available for men’s and women’s Head Coaches, Assistant Coaches, coaches locker facilities, conference rooms, workroom, reception, and display.

Strength Training

The 1,900-square foot strength training room features 40 strength training and conditioning stations and office space for the strength coaches.

Video Room

The viewing room offers raked auditorium seating for 24 people, video and overhead projection and white board.



“They built a museum to the history of the program in here. I’ve never seen anything like this.”

-Past Gator All-American Joakim Noah

GAME DAY EXPERIENCE

"The scariest place to play this season? If you said Cameron or The Pit, take a seat. Florida's O'Connell Center gets our vote. Billy Donovan and his run-and-gun Gators have turned the O'Dome into the stickiest lair this side of The Swamp."

-ESPN The Magazine



"I had always heard that Florida was a great college basketball atmosphere. Now that I've experienced it, I would have to say it's everything it was built up to be."

-Jay Bilas, ESPN Gameday



"Shrink Ben Hill Griffin Stadium, put it under the dome, and cull the quiet ones at the gate. The 12,048 fans at the O'Connell Center on Tuesday night sounded louder than the 20,000 fans at Thompson-Boling Arena."

-Knoxville News Sentinel Columnist John Adams

"Last year it was by far the loudest arena we played in. We couldn't hear Coach in the huddle before the game. All you saw was his lips moving."

-Former Kentucky guard J.P. Blevins

"Their crowd helps them play great defense. It's the true definition of the sixth man. I don't see why anybody wouldn't want to play here."

-Former Georgia guard D.A. Layne



MEDIA EXPOSURE

- Nearly every game is televised, as 376 of UF's last 385 games have been on television, including all 107 over the past three seasons. UF made a school-record 25 national television appearances in 2010-11, and 34 of its regular season conference games have been on national TV over the past three seasons.
- UF has made 189 appearances on national television during the last 13 seasons and has appeared on national or regional television 686 times over the last 29 seasons.
- More than 1,600 media credentials were issued at the 2006 and 2007 Final Fours and close to 20 million viewers nationwide tuned in to watch Florida defeat Ohio State in the National Championship game.
- Seven of the top 10 newspapers in the Southeast are located in the state of Florida and seven of the top 100 television markets in the nation are located in Florida.
- Over the last 19 seasons, UF has made 220 national TV appearances, including showings on major networks – CBS, NBC, ABC – along with the various ESPN channels.
- A recent study by Publicity Watch magazine ranked Florida among the top three schools in the nation for most media exposure.
- The Southeastern Conference signed the longest and most lucrative television contracts of any conference in the nation beginning in 2009, securing 15-year deals with CBS and ESPN. Every conference SEC game will air on CBS, one of the ESPN networks, or the syndicated SEC Network. ESPN will have three national windows per week during conference play with games on Tuesday, Thursday and Saturday.
- Florida has a contract with Sun Sports and its sister network, FOX Sports Florida, the cable television homes for the Florida Gators. Sun Sports is the state's leading regional sports and public affairs network reaching more than six million homes, while FSN Florida reached more than five million homes. Sun Sports holds programming rights to eight pro teams including the Orlando Magic, Tampa Bay Lightning, Miami Heat and Tampa Bay Rays.
- The Gator IMG Sports Network in Partnership with Sun Sports is home to the largest hoops radio network in the Sunshine State with nearly 40 stations broadcasting University of Florida basketball from Pensacola in the Panhandle to Key West. With complete coverage of all regular and postseason games plus the monthly call in show "Gator Hotline with Billy Donovan," the Gator Basketball Network provides extensive radio coverage that blankets Florida during the round ball season. Game day coverage on the Gator Basketball Network begins with the 35 minute pre-game show and concludes with a postgame show, both featuring the comments of Billy Donovan.
- All Gator radio broadcasts can be heard streaming online at GatorZone.com.

YEAR-BY-YEAR TV APPEARANCES

(Since 1993-94)

| Year | Games | Television Appearances | National TV Appearances |
|----------------|------------|------------------------|-------------------------|
| 2011-12 | 37 | 37 | 23 |
| 2010-11 | 37 | 37 | 25 |
| 2009-10 | 34 | 34 | 18 |
| 2008-09 | 36 | 35 | 16 |
| 2007-08 | 36 | 36 | 10 |
| 2006-07 | 40 | 40 | 16 |
| 2005-06 | 39 | 37 | 13 |
| 2004-05 | 32 | 30 | 9 |
| 2003-04 | 31 | 29 | 11 |
| 2002-03 | 33 | 31 | 12 |
| 2001-02 | 31 | 31 | 13 |
| 2000-01 | 31 | 30 | 9 |
| 1999-00 | 37 | 31 | 14 |
| 1998-99 | 31 | 27 | 7 |
| 1997-98 | 29 | 21 | 3 |
| 1996-97 | 30 | 16 | 0 |
| 1995-96 | 28 | 22 | 4 |
| 1994-95 | 30 | 30 | 9 |
| 1993-94 | 37 | 26 | 8 |
| TOTALS: | 639 | 580 | 220 |



THE SOUTHEASTERN CONFERENCE



THE NATIONAL'S PREMIER ATHLETIC CONFERENCE

Throughout its history in men's college basketball, the Southeastern Conference has captured 10 NCAA Championships and four NIT titles, placing the league among the premier conferences in college basketball. More than half of the member institutions advanced to postseason play in 2011-12 for the 34th straight year.

SEC HIGHLIGHTS

- Every team in the SEC has made at least one NCAA Tournament appearance since 2002, with eight teams appearing in five or more in that time.
- The SEC is the one of just two conferences in the nation, along with the ACC, to have all of its teams ranked at least one week in the Associated Press top 25 (excluding preseason polls) since 1999-2000. Simply stated, every SEC team has been a top-25 team nationally at one point in the last 13 seasons.
- The SEC was the only conference to have multiple teams (Florida, Kentucky) in the Elite Eight at the 2011 NCAA Tournament and the pair both returned in 2012.

HOW SWEET IT IS

The Southeastern Conference has had at least one team advance to the Sweet 16 in 22 of the last 23 years. The SEC record for most teams advancing to the Sweet 16 is four which was accomplished in 1986 (Alabama, Auburn, Kentucky, LSU) and in 1996 (Arkansas, Georgia, Kentucky, Mississippi State). Thirteen of the SEC's 14 members have advanced to the Sweet 16 since 1996.

SEC AMONG FINAL FOUR LEADERS

In the last 20 NCAA Tournaments (1993-2012), the SEC's 14 Final Four appearances are tied for second-most by any conference. The SEC has had a total of five different teams to make the Final Four, behind only the Big Ten's seven and Big East's six over the 20-year span. SEC teams have made a total of 24 all-time appearances in the Final Four (29 including five appearances by Arkansas prior to joining the SEC). *Note: Numbers based on 2012-13 conference affiliation.

SECOND TO NONE

During the 2006-07 academic year the Southeastern Conference became the first conference to win the Division I National Championship in Football (Florida), Men's Basketball (Florida) and Women's Basketball (Tennessee) in the same school year. Only the SEC and the Big East have ever won both the men's and women's basketball titles in one season. SEC won both three times in 1996, 1998 and 2007. The Big East has won both twice in 2003 and 2004.

SPREADING THE WEALTH

Since the 1980-81 season, every SEC school (minus this year's additions) has captured either an SEC divisional, overall or tournament title and 11 different schools have won or shared the SEC Championship since the league's inception in 1933.

LEADERSHIP

Michael L. Slive, Commissioner of Conference USA, was named the seventh commissioner of the Southeastern Conference on July 2, 2002. Slive was the first Commissioner of Conference USA when the league was formed on April 24, 1995. He was also Commissioner of the Great Midwest Conference when that league was formed in 1991.



Slive was selected by the chief executive officers of the 12 Southeastern Conference institutions.

HISTORY OF THE SEC: A TIMELINE

- 1932** – The 13 members of the Southern Conference west and south of the Appalachian Mountains reorganize to form the Southeastern Conference. In 1940, Martin S. Conner, former Mississippi Governor, is named first SEC commissioner.
- 1933** – The first SEC champions were crowned in four sports (baseball, men's basketball, football and men's outdoor track). The league's inaugural championship was a basketball tournament.
- 1948** – Bernie Moore becomes the SEC's second full-time commissioner and moves the league offices to Birmingham, Ala.
- 1966** – A.M. "Tonto" Coleman becomes the SEC's third commissioner. Under Coleman, the SEC admits its first black athlete, Kentucky football player Nat Northington.
- 1972** – As the SEC's fourth commissioner, Dr. H. Boyd McWhorter makes a formal agreement to send its football champion to the Sugar Bowl. Also, under his leadership, the SEC Men's Basketball Tournament is reborn in 1979 after being discontinued in 1952.
- 1979** – The Southeastern Conference sponsors its first women's championships in basketball, tennis and volleyball.
- 1986** – Dr. Harvey Schiller, as the league's fifth commissioner, establishes the SEC as a leader in the areas of athletic scholarship and marketing.
- 1990** – Under the league's sixth commissioner, Roy Kramer, the SEC welcomes the University of Arkansas and the University of South Carolina as its newest members.
- 2000** – The SEC reaches multi-year extensions with its television partners – CBS Sports, ESPN and Jefferson-Pilot – to televise SEC sports throughout the 2008-2009 academic year.
- 2002** – Mike Slive is selected as the seventh commissioner in the league's storied history.
- 2009** – The SEC begins 15-year television partnerships with ESPN and CBS.
- 2012** – The SEC expands to 14 teams with the addition of Missouri and Texas A&M.

2011-12 SEASON IN REVIEW

2011-12 AT A GLANCE

- Florida appeared in its 15th NCAA Tournament, advancing to the Elite Eight for the sixth time in school history and the second consecutive year. The Gators have four Elite Eight appearances since 2006 more than any team in the nation except North Carolina (five) and Kansas (four).
- Florida reached 25+ wins for the seventh time in the past 13 seasons and won 20+ games for the 14th straight season. UF earned a .703 winning percentage in 2011-12, marking the 10th time under head coach Billy Donovan that the team has won over 70 percent of its games.
- This season marked the 12th NCAA Tournament under Donovan. With a 28-10 record in the tournament, Donovan's .739 winning percentage in the tournament is third-highest among active coaches, trailing only Mike Krzyzewski and Roy Williams. Since 2006, the Gators are 18-3 (.857) in the NCAA Tournament.
- The Gators finished the 2012 SEC slate with a 10-6 record, tied for second in the league. It marked Florida's 10th 10-win season in conference play over the past 14 years, second-most in the league.
- Donovan earned his 400th career win as a head coach in UF's victory over Stetson in Orlando. He will enter the 2012-13 season needing 14 wins to pick up his 400th win at Florida. Only two other coaches have won 400 games as an SEC head coach (Adolph Rupp and Dale Brown).
- Florida posted a 14-2 record at the O'Connell Center this season, the eighth straight season the team has won 13 or more home games. The Gators won their first 13 home dates this season to earn a 19-game home winning streak dating back to the 2010-11 season, tying the third-longest such streak in school history.



GATORS EARN SEC ACCOLADES

- Kenny Boynton and Bradley Beal earned first-team All-SEC honors from the coaches, while Erving Walker was named second-team. Patric Young earned SEC Scholar-Athlete of the Year, and Beal was also named to the SEC All-Freshman team.
- Boynton and Beal became the first Florida teammates to earn coaches' first-team honors together since Al Horford, Corey Brewer and Joakim Noah did in 2007. Udonis Haslem and Brett Nelson accomplished the feat in 2001, as did Dan Cross and Andrew DeClerq in 1995. Beal is the first player in Florida history to receive All-Freshman and first-team All-SEC accolades in the same season.
- Young is the third Gator to win SEC Scholar-Athlete of the Year, joining Lee Humphrey (two-time winner, 2006 and 2007) and Ray Shipman (2010).

FLORIDA OFFENSE ONE OF NATION'S BEST

- All five of Florida's usual starters averaged in double figures, led by Boynton (15.9). Beal averaged a team-high 6.7 rebounds per game, while Walker's 4.6 assists lead the team and his 2.2 assist-to-turnover ratio led the SEC.
- Florida was the nation's top 3-point scoring team, converting 9.6 per game. The Gators hit 10 or more 3-pointers in 22 games this season, the most in a season for any Donovan-coached team.
- The Gators set a school record for 3-pointers made (357) and attempted (939) in a single season, while Kenny Boynton hit 110 3-pointers to become the second player in school history to reach the century mark in a single season. He joins Lee Humphrey, who hit 113 in both the 2005-06 and 2006-07 seasons.
- Florida closed the season as the SEC leader in assists (14.9), assist-to-turnover ratio (1.3) and 3-pointers (9.6).

BEAL DRAFTED 3RD OVERALL

- Bradley Beal was drafted third overall by the Washington Wizards in the NBA Draft, marking the 16th player drafted under Billy Donovan and the ninth first-rounder.
- Beal was the highest-drafted UF player since Al Horford was taken third by the Atlanta Hawks in 2007.
- In his first NBA action, Beal was named to the All-Summer League team after averaging 17.6 points, 4.6 rebounds and 1.8 assists in five games, helping the Wizards to a 3-2 record.



2011-12 SEASON IN REVIEW



The Gators also led the league in free throw percentage (.764) during conference play.

GATORS GET DEFENSIVE IN NCAA TOURNAMENT

- After being one of the top offensive teams in the nation throughout the season, the Gators turned up their defense in the NCAA Tournament. According to ESPN Stats & Information, the 153 points allowed by UF through their first three games marked the third-fewest points allowed over the first three games of the NCAA Tournament during the shot clock era.



- UF also became the first team in NCAA Tournament history to score 70+ points and allow 50 or fewer in its first two tournament games.
- Florida's combined +60 scoring margin in the opening weekend marked the team's best ever in the first two games of the tournament (+50 in 2007). UF's 95 points allowed also marked the team's fewest all-time through two rounds (110 in 2006).

FLORIDA NETS 20 WINS AGAIN

- Florida has won 20 or more games in each of the past 14 seasons, the longest such streak in the SEC and the fifth-longest in the nation

| Team | Streak |
|----------------|-----------|
| Kansas | 23 |
| Duke | 16 |
| Syracuse | 15 |
| Gonzaga | 15 |
| FLORIDA | 14 |

- Florida's streak of 20-win seasons under Donovan puts the Gator coach in elite company. According to ESPN Stats & Information, only eight coaches have compiled a 20-win streak reaching 14 years or more (Jim Boeheim has two such streaks), and only six coaches have done so at a single school.

WALKER, BOYNTON SET CAREER MARKS

- Both Erving Walker and Kenny Boynton moved into the top 10 on UF's all-time scoring list this season. Walker closes his career at No. 4 with 1,777 while Boynton will enter his senior season eighth with 1,589 points, 501 away from matching Ronnie Williams' school record of 2,090.
- Walker set the Florida career records for assists (547) and minutes played (4,358). He also finished his career ranked second in 3-pointers made (285) and attempted



(755), second in games played (144), fifth in games started (113), fifth in field goal attempts (1,345), seventh in free throws made (438) and attempted (552) and ninth in steals (159).

- Boynton enters his senior season as Florida's all-time record-holder in 3-point attempts (757). He ranks fifth in 3-pointers made (262) and eighth in field goal attempts (1,303). Boynton also capped a 34-game streak with at least one 3-point field goal, the second-longest such streak in UF history (Lee Humphrey, 39). Boynton entered the season with his streak at 16 and hit a 3-pointer in each of Florida's first 18 games in 2011-12.

FLORIDA BASKETBALL 2011-12 RECAPS

FLORIDA 99, JACKSON STATE 59

NOVEMBER 11, 2011 • O'CONNELL CENTER • GAINESVILLE, FLA.

Kenny Boynton and Mike Rosario each scored 19 points in the season opener to lead the Gators past Jackson State, 99-59, and secure the 21st straight season debut Friday night at the Stephen C. O'Connell Center. The duo weren't the lone threat for Florida, as five players scored in double digits, eight recorded an assist and eight broke away with a steal. As a unit, the Gators out-rebounded the Tigers 44-29, with 23 offensive and 21 defensive rebounds, and forced 24 turnovers for 37 points in the game. Patric Young had a career game with 10 rebounds and tied a personal-best 12 points for his first ever double-double performance. Additionally, Young also notched a career-high three assists and tied a career-best two blocks.

| Jackson State | Total FG-A | 3-Pt. FG-A | FT-A | REB O-D-T | PF | AT | TO | BK | ST | MN | TP |
|---------------|---|-------------|--------------|-----------------|-----------|----------|-----------|----------|----------|-----------------|-----------|
| C-Sykes | 0-0 | 0-0 | 0-0 | 0-0-0 | 0 | 0 | 0 | 0 | 0 | 8 | 0 |
| G-Bush | 6-14 | 6-9 | 2-2 | 0-5-5 | 2 | 0 | 6 | 1 | 1 | 34 | 20 |
| G-Taylor | 2-3 | 0-0 | 0-0 | 0-3-3 | 3 | 0 | 2 | 0 | 0 | 24 | 4 |
| G-Howard | 3-12 | 2-3 | 6-6 | 2-2-4 | 1 | 3 | 2 | 0 | 1 | 32 | 14 |
| G-Williams | 0-4 | 0-0 | 6-6 | 2-3-5 | 2 | 1 | 1 | 1 | 0 | 1 | 39 |
| Stewart | 2-5 | 1-1 | 2-2 | 0-0-0 | 3 | 1 | 3 | 0 | 0 | 12 | 7 |
| Lewis | 0-0 | 0-0 | 0-0 | 0-1-1 | 0 | 1 | 2 | 0 | 0 | 12 | 0 |
| Coleman | 0-3 | 0-0 | 0-2 | 2-1-3 | 0 | 0 | 6 | 0 | 0 | 16 | 0 |
| Jones | 1-3 | 0-0 | 0-1 | 0-1-1 | 0 | 0 | 0 | 1 | 1 | 15 | 2 |
| Gregory | 2-3 | 0-0 | 2-2 | 3-0-3 | 2 | 0 | 1 | 1 | 0 | 18 | 6 |
| Team | | | | 3-1-4 | | | | 1 | | Deadball Reb: 1 | |
| Totals | 16-47 | 9-13 | 18-21 | 12-17-29 | 13 | 6 | 24 | 4 | 6 | 200 | 59 |
| First Half | FG: 9-26 (.346), 3-FG: 5-6 (.833), FT: 0-0 (.000) | | | | | | | | | | |

| Florida | Total FG-A | 3-Pt. FG-A | FT-A | REB O-D-T | PF | AT | TO | BK | ST | MN | TP |
|---------------|---|--------------|-------------|-----------------|-----------|-----------|-----------|----------|-----------|-----------------|-----------|
| F-Young | 6-8 | 0-0 | 0-0 | 3-7-10 | 1 | 3 | 4 | 2 | 3 | 27 | 12 |
| F-Murphy | 2-9 | 1-4 | 1-2 | 2-2-4 | 2 | 2 | 0 | 0 | 3 | 19 | 6 |
| G-Boynton | 7-13 | 4-7 | 1-2 | 1-2-3 | 0 | 3 | 0 | 0 | 1 | 27 | 19 |
| G-Walker | 4-6 | 1-2 | 1-2 | 1-3-4 | 2 | 4 | 0 | 0 | 1 | 22 | 10 |
| G-Beal | 5-10 | 1-6 | 3-4 | 1-1-2 | 1 | 3 | 1 | 1 | 1 | 28 | 14 |
| Rosario | 7-12 | 5-8 | 0-0 | 2-0-2 | 2 | 2 | 0 | 0 | 2 | 20 | 19 |
| Wilbekin | 2-4 | 1-2 | 0-0 | 1-1-2 | 1 | 2 | 2 | 0 | 2 | 15 | 5 |
| Yegete | 3-4 | 0-0 | 1-3 | 3-4-7 | 1 | 1 | 1 | 0 | 1 | 15 | 7 |
| Prather | 1-6 | 0-0 | 1-2 | 2-1-3 | 0 | 0 | 1 | 0 | 1 | 15 | 3 |
| Larson | 2-3 | 0-1 | 0-0 | 3-0-3 | 3 | 0 | 1 | 0 | 0 | 10 | 4 |
| Pitchford | 0-1 | 0-0 | 0-0 | 0-0-0 | 1 | 0 | 0 | 0 | 0 | 2 | 0 |
| Team | | | | 4-0-4 | | | | | | Deadball Reb: 1 | |
| Totals | 39-76 | 13-30 | 8-15 | 23-21-44 | 14 | 20 | 10 | 6 | 12 | 200 | 99 |
| First Half | FG: 24-38 (.632), 3-FG: 7-16 (.438), FT: 4-9 (.444) | | | | | | | | | | |

| Linescore | 1st | 2nd | Final | Attendance | Technical |
|---------------|-----|-----|-------|------------|-----------|
| Jackson State | 23 | 36 | 59 | 10,059 | None |
| Florida | 59 | 40 | 99 | | None |

FLORIDA 91, NORTH FLORIDA 55

NOVEMBER 17, 2011 • O'CONNELL CENTER • GAINESVILLE, FLA.

Five Gators scored in double-digits, including a game-high 20 points for junior Kenny Boynton, to power past the University of North Florida, 91-55, in the Stephen C. O'Connell Center Thursday night. The win lifts the Gators to 2-1 on the season, while the Ospreys fall to 1-2. Boynton led both teams with 20 points in the contest, adding five assists and four rebounds. Senior guard Erving Walker put up 17 points, six rebounds and five assists, and redshirt junior Mike Rosario added 15, going 4-for-6 beyond the three-point arc. Junior Erik Murphy chipped in 13 points, grabbing four boards, and freshman guard Bradley Beal earned his first career double-double, notching 12 points and 10 rebounds. As a team, the Gators earned 12 steals, as Scottie Wilbekin tied his career high with a game-best four.

| North Florida | Total FG-A | 3-Pt. FG-A | FT-A | REB O-D-T | PF | AT | TO | BK | ST | MN | TP |
|---------------|--|-------------|--------------|-----------------|-----------|----------|-----------|----------|----------|-----------------|-----------|
| F-McRoy | 3-7 | 0-1 | 0-0 | 2-4-6 | 1 | 0 | 4 | 0 | 2 | 24 | 6 |
| F-Diaz | 4-9 | 0-1 | 2-2 | 1-4-5 | 3 | 0 | 1 | 0 | 1 | 23 | 10 |
| F-Jeune | 0-4 | 0-1 | 0-0 | 2-3-5 | 5 | 1 | 1 | 0 | 0 | 12 | 0 |
| G-Smith | 4-14 | 2-11 | 7-7 | 0-2-2 | 2 | 0 | 3 | 0 | 0 | 35 | 17 |
| G-Wilson | 1-2 | 0-0 | 0-0 | 0-0-0 | 4 | 4 | 4 | 0 | 1 | 21 | 2 |
| Wallace | 5-12 | 0-0 | 2-3 | 5-3-8 | 1 | 2 | 1 | 0 | 0 | 22 | 12 |
| Williams | 0-3 | 0-0 | 2-2 | 0-3-3 | 4 | 1 | 3 | 0 | 1 | 26 | 2 |
| Sauvey | 2-4 | 0-0 | 0-2 | 3-1-4 | 0 | 0 | 4 | 0 | 0 | 23 | 4 |
| Landers | 1-3 | 0-0 | 0-0 | 0-0-0 | 0 | 0 | 0 | 0 | 0 | 14 | 2 |
| Team | | | | 2-2-4 | | | | | | Deadball Reb: 1 | |
| Totals | 20-58 | 2-14 | 13-16 | 15-22-37 | 20 | 8 | 21 | 0 | 5 | 200 | 55 |
| First Half | FG: 7-29 (.241), 3-FG: 2-8 (.250), FT: 6-6 (1.000) | | | | | | | | | | |

| Florida | Total FG-A | 3-Pt. FG-A | FT-A | REB O-D-T | PF | AT | TO | BK | ST | MN | TP |
|---------------|--|--------------|--------------|-----------------|-----------|-----------|-----------|----------|-----------|-----------------|-----------|
| C-Young | 3-7 | 0-0 | 1-2 | 3-2-5 | 3 | 1 | 3 | 2 | 1 | 23 | 7 |
| F-Murphy | 5-8 | 1-3 | 2-4 | 3-1-4 | 2 | 1 | 2 | 0 | 2 | 19 | 13 |
| G-Boynton | 7-14 | 2-8 | 4-4 | 0-4-4 | 0 | 5 | 1 | 0 | 2 | 28 | 20 |
| G-Walker | 5-12 | 3-7 | 4-6 | 1-5-6 | 2 | 5 | 3 | 0 | 1 | 31 | 17 |
| G-Beal | 5-10 | 1-4 | 1-3 | 4-6-10 | 3 | 2 | 0 | 0 | 2 | 29 | 12 |
| Rosario | 5-9 | 4-6 | 1-2 | 0-2-2 | 1 | 0 | 2 | 0 | 0 | 18 | 15 |
| Wilbekin | 0-1 | 0-1 | 2-2 | 1-0-1 | 1 | 1 | 0 | 0 | 4 | 20 | 2 |
| Prather | 2-3 | 0-0 | 1-4 | 3-0-3 | 1 | 3 | 0 | 0 | 0 | 17 | 5 |
| Larson | 0-0 | 0-0 | 0-2 | 2-2-4 | 4 | 0 | 0 | 1 | 0 | 13 | 0 |
| Pitchford | 0-2 | 0-0 | 0-0 | 0-0-0 | 1 | 0 | 0 | 0 | 0 | 2 | 0 |
| Team | | | | 3-3-6 | | | | | | Deadball Reb: 5 | |
| Totals | 32-66 | 11-29 | 16-29 | 20-25-45 | 18 | 18 | 11 | 3 | 12 | 200 | 91 |
| First Half | FG: 15-33 (.455), 3-FG: 4-15 (.267), FT: 5-13 (.385) | | | | | | | | | | |

| Linescore | 1st | 2nd | Final | Attendance | Technical |
|---------------|-----|-----|-------|------------|-----------|
| North Florida | 22 | 33 | 55 | 10,013 | None |
| Florida | 39 | 52 | 91 | | None |

OHIO STATE 81, FLORIDA 74

NOVEMBER 15, 2011 • VALUE CITY ARENA • COLUMBUS, OHIO

Despite seeing four players score in double figures and outrebounding No. 3 Ohio State 38-29, the No. 7/8 University of Florida men's basketball team dropped a hard-fought contest to the Buckeyes, 81-74, this evening at Value City Arena. For the contest, UF was led offensively by a quartet of players who scored in double digits led by freshman Bradley Beal who scored 17. Junior Kenny Boynton chipped in 15, while fellow junior Erik Murphy scored 14 on 5-of-6 shooting, including a perfect 4-for-4 from distance. Patric Young was the final Gator in double-figures with 14 points. In addition to his 14 points, Young added 12 rebounds for his second double-double in as many games on the young season.

| Florida | Total FG-A | 3-Pt. FG-A | FT-A | REB O-D-T | PF | AT | TO | BK | ST | MN | TP |
|---------------|---|--------------|--------------|-----------------|-----------|-----------|-----------|----------|----------|-----------------|-----------|
| F-Young | 5-10 | 0-0 | 4-6 | 4-8-12 | 2 | 0 | 1 | 1 | 0 | 33 | 14 |
| F-Murphy | 5-6 | 4-4 | 0-0 | 2-1-3 | 3 | 1 | 1 | 2 | 0 | 24 | 14 |
| G-Boynton | 5-10 | 3-6 | 2-4 | 0-0-0 | 3 | 2 | 3 | 0 | 1 | 28 | 15 |
| G-Walker | 1-6 | 0-3 | 2-5 | 0-6-6 | 2 | 4 | 3 | 0 | 1 | 25 | 4 |
| G-Beal | 6-16 | 3-7 | 2-2 | 0-3-3 | 3 | 0 | 5 | 1 | 1 | 34 | 17 |
| Rosario | 2-4 | 1-2 | 0-0 | 0-3-3 | 2 | 2 | 2 | 0 | 0 | 19 | 5 |
| Wilbekin | 0-0 | 0-0 | 1-2 | 0-3-3 | 2 | 2 | 0 | 0 | 0 | 15 | 1 |
| Yegete | 1-3 | 0-0 | 2-2 | 4-0-4 | 3 | 0 | 1 | 0 | 0 | 20 | 4 |
| Prather | 0-1 | 0-0 | 0-0 | 0-0-0 | 1 | 0 | 0 | 0 | 0 | 1 | 0 |
| Larson | 0-0 | 0-0 | 0-0 | 0-0-0 | 1 | 0 | 0 | 0 | 0 | 1 | 0 |
| Team | | | | 3-1-4 | | | | | | Deadball Reb: 4 | |
| Totals | 25-56 | 11-22 | 13-21 | 13-25-38 | 22 | 11 | 16 | 4 | 3 | 200 | 74 |
| First Half | FG: 11-25 (.440), 3-FG: 6-11 (.545), FT: 4-7 (.571) | | | | | | | | | | |

| Ohio State | Total FG-A | 3-Pt. FG-A | FT-A | REB O-D-T | PF | AT | TO | BK | ST | MN | TP |
|---------------|---|-------------|--------------|----------------|-----------|-----------|----------|----------|----------|-----------------|-----------|
| F-Sullinger | 4-8 | 0-1 | 8-8 | 1-5-6 | 3 | 3 | 1 | 0 | 1 | 34 | 16 |
| F-Thomas | 4-10 | 1-4 | 6-6 | 2-4-6 | 3 | 0 | 1 | 0 | 0 | 32 | 15 |
| G-Craft | 4-11 | 0-2 | 5-8 | 0-3-3 | 3 | 7 | 3 | 1 | 3 | 37 | 13 |
| G-Smith | 2-4 | 0-1 | 2-4 | 1-2-3 | 2 | 2 | 1 | 0 | 2 | 26 | 6 |
| G-Buford | 7-15 | 2-5 | 5-6 | 0-6-6 | 0 | 3 | 0 | 1 | 1 | 40 | 21 |
| Sibert | 1-2 | 1-2 | 0-0 | 0-0-0 | 3 | 1 | 1 | 0 | 0 | 14 | 3 |
| Scott | 0-0 | 0-0 | 0-0 | 0-0-0 | 1 | 0 | 0 | 0 | 0 | 3 | 0 |
| Thompson | 0-0 | 0-0 | 0-0 | 0-0-0 | 1 | 0 | 0 | 0 | 0 | 0+ | 0 |
| Ravenel | 3-3 | 0-0 | 1-2 | 1-0-1 | 2 | 0 | 0 | 0 | 1 | 14 | 7 |
| Team | | | | 2-2-4 | | | | | | Deadball Reb: 3 | |
| Totals | 25-53 | 4-15 | 27-34 | 7-22-29 | 18 | 16 | 7 | 2 | 8 | 200 | 81 |
| First Half | FG: 12-26 (.462), 3-FG: 3-8 (.375), FT: 8-10 (.800) | | | | | | | | | | |

| Linescore | 1st | 2nd | Final | Attendance | Technical |
|------------|-----|-----|-------|------------|-----------|
| Florida | 32 | 42 | 74 | 17,787 | None |
| Ohio State | 35 | 46 | 81 | | None |

FLORIDA 78, WRIGHT STATE 65

NOVEMBER 21, 2011 • ST. PETE TIMES FORUM • TAMPA BAY, FLA.

The backcourt quartet of Kenny Boynton, Bradley Beal, Mike Rosario and Erving Walker accounted for all eight of Florida's field goals after halftime, as the Gators kept the Raiders mostly at double-figure bay and left the St. Pete Times Forum with a 78-65 victory before a crowd of 6,331. Boynton and Beal totaled 22 points each. Boynton was 7-for-11 from the floor, including 6-of-9 from the 3-point arc. Beal, just 1-of-5 from deep, did a great job driving to the basket and getting to the free-throw line, where he made nine of 11 and helped the Gators (3-1) close out the Raiders (2-2) down the stretch. Rosario threw in 11 points and Erving had nine to go with his seven assists and five rebounds. UF guards totaled 64 points, compared to 14 from a front court that took just 13 shots.

| Wright State | Total FG-A | 3-Pt. FG-A | FT-A | REB O-D-T | PF | AT | TO | BK | ST | MN | TP |
|--------------|------------|------------|------|-----------|----|----|----|----|----|----|----|
| F-Mpoundo | 1-2 | 0-0 | 0-0 | 0-4-4 | 1 | 0 | 3 | 1 | 0 | 15 | 2 |
| F-Battle | 1-12 | 0-6 | 3-4 | 1-3-4 | 2 | 1 | 1 | 0 | 0 | 35 | 5 |
| F-Darling | 1-4 | 0-1 | 0-1 | 0-2-2 | 5 | 1 | 0 | 1 | 0 | 23 | 2 |
| G-Arceneaux | 5-11 | 0-3 | 3-5 | 1-2-3 | 3 | 6 | 3 | 0 | 1 | 36 | 13 |
| G-Mays | 8-11 | 3-5 | 2-2 | 0-2-2 | 3 | 5 | 2 | 1 | 3 | 39 | 21 |
| Balwigaire | 6-10 | 3-5 | 0-0 | 0-2-2 | 4 | 1 | 1 | 0 | 3 | 24 | 15 |
| Hall | 0-1 | 0-0 | 0-0 | 1-0-1 | 0 | 0 | 0 | 0 | 0 | 1 | 0 |
| Pacher | 1-2 | 1-2 | 3-4 | 1-3-4 | 4 | 0 | 2 | 1 | 1 | 19 | 6 |
| Sledge | 0-1 | 0-0 | 1-2 | 1-1-2 | | | | | | | |

FLORIDA BASKETBALL 2011-12 RECAPS

FLORIDA 107, JACKSONVILLE 62

NOVEMBER 25, 2011 • O'CONNELL CENTER • GAINESVILLE, FLA.

Superior talent, solid execution and passionate incentive were all present and accounted for in UF's 107-62 wipeout of the Dolphins at the O'Connell Center. The 107 points, led by Kenny Boynton's 22, were the most scored by a UF team since the 2007 season (112 vs. Jackson State in the first round of the NCAA Tournament). After Boynton, four other Gators finished in double figures. Erving Walker had 21 points and six assists, while Bradley Beal added 15 points and nine rebounds, with Mike Rosario coming off the bench for 12 points.

| Jacksonville | Total FG-A | 3-Pt. FG-A | FT-A | REB O-D-T | PF | AT | TO | BK | ST | MN | TP |
|--|--------------|-------------|-------------|-----------------|-----------|----------|-----------|----------|----------|------------|-----------|
| F-Graham | 1-5 | 0-0 | 3-4 | 2-4-6 | 4 | 0 | 1 | 0 | 1 | 21 | 5 |
| F-G. Powell | 0-4 | 0-0 | 1-2 | 0-4-4 | 3 | 0 | 3 | 0 | 1 | 20 | 1 |
| G-R. Powell | 6-9 | 1-2 | 2-4 | 1-1-2 | 1 | 1 | 3 | 0 | 0 | 31 | 15 |
| G-Davis | 1-3 | 1-2 | 0-1 | 0-0-0 | 2 | 1 | 1 | 0 | 0 | 19 | 3 |
| G-McDougal | 5-14 | 2-6 | 0-0 | 1-2-3 | 2 | 2 | 1 | 0 | 1 | 27 | 12 |
| Boqus | 0-5 | 0-2 | 0-0 | 0-0-0 | 3 | 0 | 0 | 0 | 0 | 12 | 0 |
| Graham | 0-1 | 0-0 | 0-0 | 1-0-1 | 0 | 0 | 0 | 0 | 0 | 5 | 0 |
| Jeffers | 4-7 | 0-0 | 0-1 | 2-3-5 | 3 | 1 | 0 | 0 | 1 | 18 | 8 |
| Cabell | 3-7 | 0-0 | 1-1 | 0-2-2 | 1 | 2 | 1 | 1 | 0 | 18 | 7 |
| Sahbegovic | 0-0 | 0-0 | 2-2 | 1-0-1 | 0 | 0 | 1 | 0 | 0 | 3 | 2 |
| Galvin | 2-4 | 0-1 | 0-2 | 1-3-4 | 2 | 1 | 4 | 0 | 2 | 16 | 4 |
| Giesler | 2-3 | 1-2 | 0-0 | 1-1-2 | 1 | 0 | 0 | 0 | 0 | 10 | 5 |
| Team | | | | 2-3-5 | | | | | | | |
| Totals | 24-62 | 5-15 | 9-17 | 12-23-35 | 22 | 8 | 15 | 1 | 6 | 200 | 62 |
| First Half - FG: 15-31 (.484), 3-FG: 5-8 (.625), FT: 3-6 (.500) | | | | | | | | | | | |

| Florida | Total FG-A | 3-Pt. FG-A | FT-A | REB O-D-T | PF | AT | TO | BK | ST | MN | TP |
|---|--------------|--------------|--------------|-----------------|-----------|-----------|----------|----------|----------|------------|------------|
| F-Yeguete | 4-7 | 0-0 | 0-0 | 5-4-9 | 4 | 1 | 0 | 1 | 1 | 17 | 8 |
| C-Young | 6-9 | 0-0 | 2-5 | 2-7-9 | 1 | 2 | 1 | 3 | 1 | 24 | 14 |
| G-Boynton | 6-12 | 4-7 | 6-9 | 1-3-4 | 2 | 3 | 0 | 0 | 2 | 22 | 22 |
| G-Walker | 6-9 | 2-4 | 7-8 | 0-2-2 | 1 | 6 | 1 | 0 | 2 | 25 | 21 |
| G-Beal | 5-8 | 1-3 | 4-5 | 1-8-9 | 1 | 1 | 5 | 0 | 1 | 32 | 15 |
| Rosario | 4-11 | 3-9 | 1-2 | 1-1-2 | 3 | 1 | 0 | 0 | 0 | 22 | 12 |
| Wilbekin | 2-6 | 1-2 | 0-2 | 0-2-2 | 2 | 5 | 0 | 0 | 2 | 25 | 5 |
| Prather | 2-3 | 0-0 | 2-4 | 2-1-3 | 1 | 1 | 0 | 0 | 2 | 12 | 6 |
| Larson | 1-1 | 0-0 | 0-0 | 0-1-1 | 3 | 0 | 0 | 0 | 0 | 17 | 2 |
| Pitchford | 1-1 | 0-0 | 0-0 | 0-0-0 | 0 | 0 | 0 | 0 | 0 | 4 | 2 |
| Team | | | | 2-3-5 | | | | | | | |
| Totals | 37-67 | 11-25 | 22-35 | 14-32-46 | 18 | 20 | 7 | 4 | 9 | 200 | 107 |
| First Half - FG: 18-34 (.529), 3-FG: 6-11 (.545), FT: 16-22 (.727) | | | | | | | | | | | |

| Linescore | 1st | 2nd | Final | Attendance: |
|--------------|-----|-----|-------|-----------------|
| Jacksonville | 38 | 24 | 62 | 10,033 |
| Florida | 58 | 49 | 107 | Technical: None |

SYRACUSE 72, FLORIDA 68

DECEMBER 2, 2011 • CARRIER DOME • SYRACUSE, N.Y.

Florida got a team-high 22 points from junior guard Kenny Boynton and 17 from point guard Erving Walker, but the Gators (5-2) shot just 43.3 percent for the game against SU's vaunted match-up zone, turned the ball over 20 times and were out-rebounded for the first time this season. The Gators trailed, 31-27, at halftime and quickly found themselves down, 39-30, early in the second. But a barrage of threes helped Florida tie the game at 42, and the Gators took a 49-46 lead on a Boynton three with 9:19 to play. However, SU answered with an 8-0 run to retake the lead for good.

| Florida | Total FG-A | 3-Pt. FG-A | FT-A | REB O-D-T | PF | AT | TO | BK | ST | MN | TP |
|--|--------------|-------------|-------------|-----------------|-----------|-----------|-----------|----------|----------|------------|-----------|
| F-Young | 2-5 | 0-0 | 2-2 | 2-3-5 | 4 | 1 | 3 | 2 | 0 | 25 | 6 |
| F-Yeguete | 5-8 | 0-0 | 0-2 | 3-4-7 | 3 | 4 | 0 | 1 | 2 | 31 | 10 |
| G-Boynton | 9-16 | 4-10 | 0-0 | 0-2-2 | 4 | 2 | 4 | 0 | 1 | 37 | 22 |
| G-Walker | 6-13 | 5-9 | 0-0 | 0-2-2 | 3 | 5 | 4 | 0 | 2 | 37 | 17 |
| G-Beal | 2-9 | 0-5 | 3-5 | 3-7-10 | 0 | 2 | 5 | 2 | 2 | 39 | 7 |
| Rosario | 0-2 | 0-2 | 2-2 | 0-0-0 | 1 | 0 | 1 | 0 | 0 | 6 | 2 |
| Wilbekin | 1-1 | 0-0 | 0-0 | 0-0-0 | 2 | 0 | 2 | 0 | 1 | 10 | 2 |
| Prather | 1-2 | 0-0 | 0-0 | 1-0-1 | 0 | 1 | 0 | 2 | 0 | 9 | 2 |
| Larson | 0-1 | 0-0 | 0-0 | 0-0-0 | 0 | 0 | 1 | 0 | 0 | 6 | 0 |
| Team | | | | 1-5-6 | | | | | | | |
| Totals | 26-57 | 9-26 | 7-11 | 10-23-33 | 17 | 15 | 20 | 7 | 8 | 200 | 68 |
| First Half - FG: 10-27 (.370), 3-FG: 3-14 (.214), FT: 4-4 (1.000) | | | | | | | | | | | |

| Syracuse | Total FG-A | 3-Pt. FG-A | FT-A | REB O-D-T | PF | AT | TO | BK | ST | MN | TP |
|---|--------------|-------------|--------------|-----------------|-----------|-----------|-----------|----------|-----------|------------|-----------|
| F-Christmas | 0-0 | 0-0 | 0-0 | 0-0-0 | 0 | 0 | 0 | 0 | 0 | 2 | 0 |
| F-Joseph | 5-14 | 1-5 | 3-4 | 4-1-5 | 0 | 1 | 2 | 0 | 2 | 36 | 14 |
| C-Melo | 4-5 | 0-0 | 1-2 | 3-2-5 | 2 | 0 | 1 | 1 | 1 | 26 | 9 |
| G-Jardine | 6-10 | 1-3 | 3-5 | 1-3-4 | 1 | 7 | 4 | 1 | 4 | 31 | 16 |
| G-Triche | 5-13 | 1-4 | 9-9 | 0-0-0 | 4 | 3 | 2 | 1 | 1 | 35 | 20 |
| Walters | 1-8 | 0-1 | 0-0 | 0-2-2 | 0 | 1 | 1 | 0 | 0 | 14 | 2 |
| Fair | 4-10 | 0-1 | 1-1 | 4-7-11 | 1 | 1 | 2 | 0 | 1 | 31 | 9 |
| Keita | 1-1 | 0-0 | 0-0 | 1-3-4 | 3 | 0 | 1 | 0 | 0 | 14 | 2 |
| Reese | 0-0 | 0-0 | 0-0 | 0-0-0 | 0 | 0 | 0 | 0 | 0 | 0 | 0 |
| Southerland | 0-3 | 0-3 | 0-0 | 1-2-3 | 1 | 0 | 1 | 1 | 1 | 11 | 0 |
| Team | | | | 3-3-6 | | | | | | | |
| Totals | 26-64 | 3-17 | 17-21 | 17-23-40 | 12 | 13 | 14 | 4 | 10 | 200 | 72 |
| First Half - FG: 13-30 (.433), 3-FG: 1-10 (.100), FT: 4-5 (.800) | | | | | | | | | | | |

| Linescore | 1st | 2nd | Final | Attendance: |
|-----------|-----|-----|-------|-----------------|
| Florida | 27 | 41 | 68 | 24,459 |
| Syracuse | 31 | 41 | 72 | Technical: None |

FLORIDA 96, STETSON 70

NOVEMBER 28, 2011 • AMWAY CENTER • ORLANDO, FLA.

Billy Donovan added to his already sterling resume Monday night in 10th-ranked Florida's 96-70 defeat of Stetson at the Amway Center in Orlando; a win that marked the 400th of Donovan's coaching career. In hitting his latest milestone, the 46-year-old Donovan became the youngest active NCAA Division-I coach to reach 400 career wins, replacing 48-year-old Bill Self of Kansas, who reached the mark two seasons ago. Freshman guard Bradley Beal had the second double-double of his young career, scoring 22 points and grabbing 10 rebounds, while senior point guard Erving Walker pitched in 21 points and six assists. Forward Will Yeguete, in his second straight start, posted his first career double-double with 10 points and 11 rebounds along with four steals.

| Stetson | Total FG-A | 3-Pt. FG-A | FT-A | REB O-D-T | PF | AT | TO | BK | ST | MN | TP |
|--|--------------|-------------|--------------|-----------------|-----------|-----------|-----------|----------|----------|------------|-----------|
| F-McInerney | 0-5 | 0-2 | 5-6 | 3-2-5 | 1 | 2 | 1 | 0 | 0 | 29 | 5 |
| C-Pegg | 6-11 | 0-1 | 7-9 | 1-3-4 | 4 | 3 | 2 | 0 | 1 | 25 | 19 |
| G-Graham | 1-7 | 0-4 | 2-2 | 0-2-2 | 4 | 4 | 3 | 2 | 0 | 26 | 4 |
| G-Naburgs | 1-6 | 0-3 | 0-0 | 0-8-8 | 0 | 0 | 1 | 0 | 1 | 19 | 2 |
| G-Perez | 8-14 | 0-2 | 4-5 | 1-2-3 | 4 | 1 | 2 | 0 | 0 | 30 | 20 |
| Diaz | 3-5 | 1-3 | 2-2 | 1-2-3 | 1 | 1 | 4 | 0 | 0 | 17 | 9 |
| Green | 5-7 | 0-0 | 1-3 | 0-5-5 | 1 | 0 | 2 | 1 | 0 | 23 | 11 |
| Paul | 0-0 | 0-0 | 0-0 | 0-0-0 | 0 | 0 | 0 | 0 | 0 | 4 | 0 |
| Patterson | 0-1 | 0-1 | 0-2 | 0-2-2 | 1 | 2 | 3 | 0 | 2 | 16 | 0 |
| Weston | 0-2 | 0-1 | 0-0 | 0-0-0 | 3 | 1 | 0 | 0 | 0 | 11 | 0 |
| Team | | | | 4-1-5 | | | | | | | |
| Totals | 24-58 | 1-17 | 21-29 | 10-27-37 | 19 | 14 | 18 | 3 | 4 | 200 | 70 |
| First Half - FG: 12-29 (.414), 3-FG: 1-9 (.111), FT: 6-7 (.857) | | | | | | | | | | | |

| Florida | Total FG-A | 3-Pt. FG-A | FT-A | REB O-D-T | PF | AT | TO | BK | ST | MN | TP |
|--|--------------|--------------|--------------|-----------------|-----------|-----------|-----------|----------|-----------|------------|-----------|
| C-Young | 4-7 | 0-0 | 1-2 | 1-2-3 | 4 | 2 | 0 | 2 | 1 | 20 | 9 |
| F-Yeguete | 4-9 | 0-0 | 2-3 | 6-5-11 | 1 | 1 | 2 | 1 | 4 | 26 | 10 |
| G-Boynton | 4-12 | 3-8 | 2-2 | 0-1-1 | 1 | 5 | 1 | 0 | 3 | 31 | 13 |
| G-Walker | 7-13 | 3-8 | 4-4 | 0-3-3 | 1 | 6 | 1 | 0 | 1 | 27 | 21 |
| G-Beal | 7-13 | 5-9 | 3-6 | 1-9-10 | 1 | 3 | 2 | 3 | 0 | 35 | 22 |
| Rosario | 4-10 | 2-7 | 0-0 | 2-2-4 | 3 | 0 | 2 | 0 | 2 | 19 | 10 |
| Wilbekin | 1-3 | 0-2 | 0-0 | 0-0-0 | 0 | 4 | 1 | 0 | 1 | 15 | 2 |
| Prather | 2-4 | 1-1 | 0-0 | 2-1-3 | 5 | 0 | 0 | 0 | 2 | 13 | 5 |
| Larson | 1-1 | 0-0 | 2-3 | 0-1-1 | 4 | 0 | 1 | 0 | 0 | 12 | 4 |
| Pitchford | 0-1 | 0-0 | 0-0 | 0-0-0 | 1 | 1 | 0 | 0 | 0 | 2 | 0 |
| Team | | | | 3-4-7 | | | | | | | |
| Totals | 34-73 | 14-35 | 14-20 | 15-28-43 | 21 | 22 | 10 | 6 | 14 | 200 | 96 |
| First Half - FG: 15-34 (.441), 3-FG: 8-19 (.421), FT: 9-12 (.750) | | | | | | | | | | | |

| Linescore | 1st | 2nd | Final | Attendance: |
|-----------|-----|-----|-------|--------------------------|
| Stetson | 31 | 39 | 70 | 5,843 |
| Florida | 47 | 49 | 96 | Technical: Florida-Young |

FLORIDA 78, ARIZONA 72, OT

DECEMBER 7, 2011 • O'CONNELL CENTER • GAINESVILLE, FLA.

The Gators (6-2) persevered against one of the sleekest and most athletic teams in the country, eventually coming away with a 78-72 overtime victory against the Arizona Wildcats (6-3) that was as inexplicable as it was exhilarating. Patric Young had his finest game as a Gator, scoring a career-high 25 points and clearing 10 rebounds, but it was the awakening of senior point guard Erving Walker, junior shooting guard Kenny Boynton and the Florida defense down the stretch that turned the game and jolted the O'Connell Center crowd of 10,531 when the home team needed it most.

| Arizona | Total FG-A | 3-Pt. FG-A | FT-A | REB O-D-T | PF | AT | TO | BK | ST | MN | TP |
|--|--------------|-------------|--------------|----------------|-----------|-----------|-----------|----------|----------|------------|-----------|
| F-Perry | 8-10 | 3-4 | 4-6 | 2-5-7 | 1 | 2 | 5 | 0 | 0 | 35 | 23 |
| F-Hill | 1-7 | 0-1 | 3-3 | 1-6-7 | 5 | 3 | 2 | 2 | 1 | 32 | 5 |
| G-Parron | 6-11 | 1-4 | 0-0 | 2-3-5 | 1 | 5 | 0 | 0 | 1 | 32 | 13 |
| G-Johnson | 2-8 | 0-4 | 1-2 | 0-3-3 | 5 | 2 | 5 | 0 | 2 | 35 | 5 |
| G-Fogg | 7-11 | 4-6 | 1-2 | 1-2-3 | 5 | 1 | 3 | 1 | 2 | 40 | 19 |
| Wise | 0-0 | 0-0 | 0-0 | 0-0-0 | 0 | 0 | 0 | 0 | 0 | 0 | 0 |
| Natyazhko | 0-0 | 0-0 | 0-0 | 0-0-0 | 1 | 0 | 1 | 0 | 0 | 2 | 0 |
| Maves | 0-3 | 0-2 | 2-2 | 0-1-1 | 4 | 0 | 0 | 0 | 0 | 13 | 2 |
| Lavender | 1-3 | 1-3 | 0-0 | 0-1-1 | 1 | 1 | 0 | 0 | 0 | 19 | 3 |
| Chol | 1-2 | 0-0 | 0-0 | 1-3-4 | 3 | 0 | 1 | 2 | 0 | 17 | 2 |
| Team | | | | 1-3-4 | | | | | | | |
| Totals | 26-55 | 9-24 | 11-15 | 8-27-35 | 26 | 14 | 17 | 5 | 6 | 225 | 72 |
| First Half - FG: 13-24 (.542), 3-FG: 3-7 (.429), FT: 4-5 (.800) | | | | | | | | | | | |

| Florida | Total FG-A | 3-Pt. FG-A | FT-A | REB O-D-T | PF | AT | TO | BK | ST | MN | TP |
|---------------|--------------|-------------|--------------|-----------------|----------|----|----|----|----|----|----|
| F-Young | 12-15 | 0-0 | 1-6 | 6-4-10 | 3 | 2 | 0 | 2 | 1 | 38 | 25 |
| F-Yeguete | 3-3 | 0-0 | 1-5 | 3-5-8 | 1 | 2 | 1 | 1 | 4 | 31 | 7 |
| G-Boynton | 2-11 | 1-6 | 4-7 | 2-3-5 | 2 | 3 | 2 | 0 | 1 | 38 | 9 |
| G-Walker | 3-16 | 1-9 | 7-9 | 0-1-1 | 1 | 5 | 4 | 0 | 2 | 38 | 14 |
| G-Beal | 4-9 | 1-3 | 0-1 | 2-4-6 | 4 | 2 | 2 | 0 | 0 | 35 | 9 |
| Rosario | 3-7 | 3-4 | 1-2 | 0-0-0 | 1 | 1 | 0 | 0 | 1 | 14 | 10 |
| Wilbekin | 0-1 | 0-1 | 0-0 | 1-1-2 | 1 | 0 | 0 | 0 | 1 | 8 | 0 |
| Prather | 0-1 | 0-0 | 1-2 | 1-1-2 | 1 | 0 | 1 | 0 | 0 | 8 | 1 |
| Murphy | 1-5 | 1-3 | 0-0 | 2-3-5 | 1 | 0 | 0 | 0 | 0 | 15 | 3 |
| Team | | | | 5-3-8 | | | | | | | |
| Totals | 28-68 | 7-26 | 15-32 | 22-25-47 | 1 | | | | | | |

FLORIDA BASKETBALL 2011-12 RECAPS

FLORIDA 90, RIDER 69

DECEMBER 9, 2011 • VETERANS MEMORIAL ARENA • JACKSONVILLE, FLA.

Four Gators scored in double-digits, including a season-high 26 points from junior Kenny Boynton to roll past Rider, 90-69, Friday night at the Jacksonville Veterans Memorial Arena in Jacksonville, Fla. In forty minutes on the floor, the Gators never dropped the lead, to improve to 7-2 on the season, while the Broncs fell to 1-9.

Boynton led both teams with 26 points, just two shy of his career-high. Additionally, the junior added five rebounds and three assists. Patric Young notched his fourth double-double of the season with 12 points and 10 rebounds. Bradley Beal added 18 points, four rebounds, two assists and one steal, while Erving Walker pitched in 12 points, four rebounds and four assists.

| Rider | Total FG-A | 3-Pt. FG-A | FT-A | REB 0-D-T | PF | AT | TO | BK | ST | MN | TP |
|------------|--------------|------------------|----------------|----------------|-----------|-----------|-----------|----------|----------|------------|-----------|
| F-Stewart | 4-7 | 0-0 | 1-2 | 2-3-5 | 0 | 0 | 0 | 0 | 0 | 28 | 9 |
| F-Penn | 4-11 | 3-5 | 1-1 | 2-5-7 | 4 | 4 | 2 | 1 | 0 | 31 | 12 |
| C-Nd-Ezuma | 0-1 | 0-0 | 0-0 | 1-0-1 | 3 | 0 | 0 | 1 | 1 | 8 | 0 |
| G-Thompson | 4-6 | 1-1 | 1-2 | 0-0-0 | 0 | 4 | 3 | 0 | 0 | 27 | 10 |
| G-Mitchell | 1-7 | 0-3 | 0-0 | 1-1-2 | 1 | 2 | 3 | 0 | 2 | 24 | 2 |
| Myles | 5-9 | 1-4 | 0-0 | 1-7-8 | 0 | 3 | 1 | 2 | 0 | 26 | 11 |
| Jones | 8-12 | 2-3 | 2-3 | 0-1-1 | 3 | 0 | 2 | 1 | 1 | 26 | 20 |
| Gadson | 1-3 | 1-3 | 0-0 | 0-3-3 | 0 | 1 | 1 | 0 | 0 | 10 | 3 |
| Fortunat | 1-1 | 0-0 | 0-2 | 0-3-3 | 1 | 0 | 1 | 0 | 0 | 18 | 2 |
| Pereira | 0-0 | 0-0 | 0-0 | 0-0-0 | 0 | 0 | 0 | 0 | 0 | 2 | 0 |
| Team | | | | 2-1-3 | | | | | | | |
| Totals | 28-57 | 8-19 | 5-10 | 9-24-33 | 12 | 14 | 13 | 5 | 4 | 200 | 69 |
| First Half | 11-27 (.407) | 3-FG: 2-7 (.286) | FT: 3-6 (.500) | | | | | | | | |

| Florida | Total FG-A | 3-Pt. FG-A | FT-A | REB 0-D-T | PF | AT | TO | BK | ST | MN | TP |
|------------|--------------|-------------------|----------------|-----------------|-----------|-----------|----------|----------|----------|------------|-----------|
| C-Young | 5-7 | 0-0 | 2-2 | 5-5-10 | 1 | 1 | 1 | 0 | 1 | 28 | 12 |
| F-Yeguate | 2-3 | 0-0 | 0-0 | 1-4-5 | 2 | 5 | 2 | 0 | 1 | 25 | 4 |
| G-Boymton | 9-13 | 5-9 | 3-4 | 0-5-5 | 0 | 3 | 0 | 0 | 0 | 32 | 26 |
| G-Walker | 4-7 | 4-6 | 0-0 | 3-1-4 | 2 | 4 | 1 | 0 | 0 | 26 | 12 |
| G-Beal | 7-17 | 3-8 | 1-2 | 1-3-4 | 2 | 2 | 2 | 0 | 1 | 28 | 18 |
| Rosario | 2-7 | 0-5 | 0-0 | 0-0-0 | 0 | 4 | 0 | 0 | 1 | 18 | 4 |
| Wilbekin | 1-4 | 1-3 | 0-0 | 0-1-1 | 0 | 4 | 0 | 1 | 1 | 15 | 3 |
| Prather | 1-4 | 0-0 | 0-2 | 3-0-3 | 3 | 1 | 0 | 0 | 2 | 13 | 2 |
| Murphy | 3-7 | 1-2 | 0-0 | 0-0-0 | 3 | 1 | 0 | 0 | 0 | 12 | 7 |
| Larson | 1-1 | 0-0 | 0-0 | 0-0-0 | 0 | 0 | 0 | 0 | 0 | 2 | 2 |
| Pitchford | 0-1 | 0-0 | 0-0 | 0-1-1 | 0 | 0 | 0 | 0 | 0 | 1 | 0 |
| Team | | | | 1-1-2 | | | | | | | |
| Totals | 35-71 | 14-33 | 6-10 | 14-21-35 | 13 | 25 | 6 | 1 | 7 | 200 | 90 |
| First Half | 18-40 (.450) | 3-FG: 4-13 (.308) | FT: 3-4 (.750) | | | | | | | | |

| Linescore | 1st | 2nd | Final | Attendance | Technical |
|-----------|-----|-----|-------|------------|-----------|
| Rider | 27 | 42 | 69 | 3,478 | None |
| Florida | 43 | 47 | 90 | | |

FLORIDA 82, MISSISSIPPI VALLEY STATE 54

DECEMBER 19, 2011 • O'CONNELL CENTER • GAINESVILLE, FLA.

The Gators hit their first eight shots from the floor, led by as many as 20 less than seven minutes into the game and rolled to an 82-54 blowout of MSU (1-9) before an O'Dome crowd of 8,025. Senior point guard Erving Walker scored 19 points and junior backcourtmate Kenny Boynton added 16 to go with four rebounds and four assists, as Florida (9-2) picked up where it left off in Saturday's high-energy rout of No. 22 Texas A&M.

| Mississippi Valley State | Total FG-A | 3-Pt. FG-A | FT-A | REB 0-D-T | PF | AT | TO | BK | ST | MN | TP |
|--------------------------|--------------|-------------------|-----------------|-----------------|-----------|-----------|-----------|----------|----------|------------|-----------|
| F-Studiant | 2-3 | 0-0 | 0-0 | 0-3-3 | 2 | 0 | 1 | 0 | 0 | 20 | 4 |
| F-Jones | 3-7 | 0-0 | 0-0 | 1-1-2 | 4 | 2 | 1 | 0 | 0 | 13 | 6 |
| C-Crosby | 1-9 | 0-3 | 0-0 | 2-5-7 | 4 | 1 | 0 | 1 | 1 | 31 | 2 |
| G-Joyner | 5-13 | 2-9 | 2-2 | 0-3-3 | 3 | 2 | 1 | 0 | 0 | 35 | 14 |
| G-Burwell | 0-7 | 0-7 | 0-0 | 0-0-0 | 4 | 4 | 2 | 0 | 1 | 29 | 0 |
| Paikovic | 3-6 | 1-3 | 0-0 | 0-2-2 | 1 | 0 | 3 | 0 | 2 | 20 | 7 |
| Arrington | 0-7 | 0-4 | 2-2 | 1-1-2 | 2 | 1 | 2 | 1 | 0 | 22 | 2 |
| Cox | 5-12 | 2-5 | 4-4 | 3-6-9 | 2 | 0 | 1 | 0 | 1 | 27 | 16 |
| Ralling | 1-1 | 1-1 | 0-0 | 0-0-0 | 1 | 0 | 0 | 0 | 0 | 3 | 3 |
| Team | | | | 3-1-4 | | | | | | | |
| Totals | 20-65 | 6-32 | 8-8 | 10-22-32 | 23 | 10 | 11 | 2 | 5 | 200 | 54 |
| First Half | 9-30 (.300) | 3-FG: 2-16 (.125) | FT: 2-2 (1.000) | | | | | | | | |

| Florida | Total FG-A | 3-Pt. FG-A | FT-A | REB 0-D-T | PF | AT | TO | BK | ST | MN | TP |
|------------|--------------|-------------------|----------------|----------------|-----------|-----------|-----------|----------|----------|------------|-----------|
| C-Young | 4-6 | 0-0 | 4-5 | 1-7-8 | 1 | 4 | 2 | 1 | 0 | 24 | 12 |
| F-Murphy | 5-10 | 1-3 | 0-0 | 1-7-8 | 0 | 1 | 1 | 1 | 0 | 27 | 11 |
| G-Boymton | 6-11 | 3-6 | 1-1 | 0-4-4 | 4 | 4 | 1 | 0 | 1 | 30 | 16 |
| G-Walker | 4-6 | 3-5 | 8-8 | 0-3-3 | 1 | 3 | 3 | 0 | 2 | 30 | 19 |
| G-Beal | 4-7 | 3-4 | 2-4 | 1-5-6 | 0 | 1 | 1 | 0 | 1 | 33 | 13 |
| Kurtz | 0-0 | 0-0 | 2-2 | 0-1-1 | 0 | 0 | 0 | 0 | 0 | 4 | 2 |
| Wilbekin | 2-8 | 0-2 | 2-2 | 1-1-2 | 1 | 1 | 1 | 0 | 0 | 19 | 6 |
| Yequete | 0-1 | 0-0 | 0-0 | 1-3-4 | 4 | 1 | 1 | 0 | 0 | 12 | 0 |
| Prather | 0-3 | 0-0 | 1-2 | 3-2-5 | 0 | 0 | 3 | 0 | 0 | 18 | 1 |
| Pitchford | 1-2 | 0-1 | 0-0 | 1-0-1 | 2 | 0 | 1 | 0 | 0 | 3 | 2 |
| Team | | | | 0-2-2 | | | | | | | |
| Totals | 26-54 | 10-21 | 20-24 | 9-35-44 | 13 | 15 | 14 | 2 | 4 | 200 | 82 |
| First Half | 17-28 (.607) | 3-FG: 6-13 (.462) | FT: 6-7 (.857) | | | | | | | | |

| Linescore | 1st | 2nd | Final | Attendance | Technical |
|--------------------------|-----|-----|-------|------------|-----------|
| Mississippi Valley State | 22 | 32 | 54 | 8,025 | None |
| Florida | 46 | 36 | 82 | | |

FLORIDA 84, TEXAS A&M 64

DECEMBER 17, 2011 • BANKATLANTIC CENTER • SUNRISE, FLA.

No. 22 Texas A&M came into the game allowing just 51.4 points per game, but the Gators put up 50 in the first half en route to an 84-64 victory. Kenny Boynton scored a team-high 22, while Erving Walker and Bradley Beal each added 16. Erik Murphy scored 13 in his return to the starting lineup. Florida jumped out to an 18-2 lead less than eight minutes into the game and never led by less than 12 the rest of the game. The Aggies did not score a field goal until Khiris Middleton's layup at the 12-minute mark of the first half. Despite Patric Young being limited to 20 minutes with foul trouble, the Gators outrebounded Texas A&M, 33-28.

| Texas A&M | Total FG-A | 3-Pt. FG-A | FT-A | REB 0-D-T | PF | AT | TO | BK | ST | MN | TP |
|--------------|--------------|------------------|----------------|----------------|-----------|-----------|-----------|----------|----------|------------|-----------|
| F-Loubeau | 9-14 | 0-0 | 2-3 | 2-2-4 | 3 | 0 | 0 | 0 | 0 | 35 | 20 |
| F-Middleton | 5-18 | 2-6 | 0-0 | 3-4-7 | 5 | 7 | 1 | 0 | 2 | 36 | 12 |
| F-Turner, R. | 1-1 | 0-0 | 0-0 | 1-2-3 | 2 | 0 | 2 | 0 | 2 | 17 | 2 |
| G-Harris | 2-6 | 0-1 | 0-2 | 0-2-2 | 3 | 8 | 4 | 0 | 0 | 32 | 4 |
| G-Turner, E. | 7-12 | 3-5 | 3-4 | 0-4-4 | 3 | 0 | 2 | 0 | 0 | 35 | 20 |
| Davis | 0-0 | 0-0 | 0-0 | 0-1-1 | 1 | 0 | 0 | 0 | 0 | 6 | 0 |
| Branch | 1-1 | 0-0 | 0-0 | 0-0-0 | 2 | 2 | 1 | 0 | 0 | 17 | 2 |
| Green | 0-2 | 0-1 | 0-0 | 0-2-2 | 2 | 0 | 2 | 0 | 1 | 15 | 0 |
| Roberson | 1-3 | 0-0 | 2-3 | 2-1-3 | 0 | 0 | 0 | 0 | 0 | 7 | 4 |
| Team | | | | 1-1-2 | | | | | | | |
| Totals | 26-57 | 5-13 | 7-12 | 9-19-28 | 21 | 17 | 14 | 0 | 5 | 200 | 64 |
| First Half | 11-26 (.423) | 3-FG: 0-4 (.000) | FT: 3-6 (.500) | | | | | | | | |

| Florida | Total FG-A | 3-Pt. FG-A | FT-A | REB 0-D-T | PF | AT | TO | BK | ST | MN | TP |
|------------|--------------|-------------------|------------------|-----------------|-----------|-----------|-----------|----------|----------|------------|-----------|
| F-Murphy | 4-6 | 2-4 | 3-4 | 2-3-5 | 3 | 0 | 3 | 1 | 1 | 28 | 13 |
| C-Young | 2-2 | 0-0 | 1-2 | 2-2-4 | 4 | 2 | 2 | 0 | 0 | 20 | 5 |
| G-Boymton | 7-16 | 6-12 | 2-2 | 1-0-1 | 0 | 1 | 1 | 0 | 1 | 32 | 22 |
| G-Walker | 3-8 | 1-4 | 9-10 | 0-2-2 | 0 | 6 | 2 | 0 | 0 | 35 | 16 |
| G-Beal | 4-10 | 2-8 | 6-6 | 0-4-4 | 2 | 3 | 2 | 2 | 3 | 34 | 16 |
| Rosario | 3-6 | 0-2 | 0-0 | 1-2-3 | 0 | 0 | 1 | 0 | 1 | 12 | 6 |
| Wilbekin | 0-1 | 0-0 | 0-0 | 0-0-0 | 0 | 0 | 0 | 0 | 0 | 6 | 0 |
| Yequete | 2-2 | 0-0 | 0-2 | 2-4-6 | 2 | 0 | 0 | 0 | 1 | 15 | 4 |
| Prather | 0-1 | 0-1 | 2-4 | 1-3-4 | 3 | 1 | 1 | 0 | 2 | 16 | 2 |
| Larson | 0-0 | 0-0 | 0-0 | 0-1-1 | 0 | 0 | 0 | 0 | 0 | 2 | 0 |
| Team | | | | 1-2-3 | | | | | | | |
| Totals | 25-52 | 11-31 | 23-30 | 10-23-33 | 14 | 13 | 12 | 3 | 9 | 200 | 84 |
| First Half | 16-29 (.552) | 3-FG: 7-18 (.389) | FT: 11-14 (.786) | | | | | | | | |

| Linescore | 1st | 2nd | Final | Attendance | Technical |
|-----------|-----|-----|-------|------------|-----------|
| Texas A&M | 25 | 39 | 64 | 11,262 | None |
| Florida | 50 | 34 | 84 | | |

FLORIDA 82, FLORIDA STATE 64

DECEMBER 22, 2011 • O'CONNELL CENTER • GAINESVILLE, FLA.

Bradley Beal scored 21 points, Patric Young added 15 as No. 11 Florida beat rival Florida State 82-64 Thursday night. The Gators (10-2) extended their winning streak to five and their home winning streak to 12. Florida State (8-4) had no answer for Young inside and did little to slow down Beal's long-range shooting and slicing drives. Kenny Boynton, Erik Murphy and Erving Walker also scored double digits in the victory.

| Florida State | Total FG-A | 3-Pt. FG-A | FT-A | REB 0-D-T | PF | AT | TO | BK | ST | MN | TP |
|---------------|------------|------------|------|-----------|----|----|----|----|----|----|----|
| F-James | 3-8 | 0-0 | 0-0 | 2-4-6 | 0 | 1 | 4 | 1 | 1 | 28 | 6 |
| F-White | 0-2 | 0-0 | 6-6 | 2-1-3 | 5 | 0 | 1 | 0 | 0 | 19 | 6 |
| C-Gibson | 5-11 | 0-1 | 0-0 | 3-3-6 | 4 | 0 | 1 | 1 | 1 | 26 | 10 |
| G-Loucks | 6-11 | 3-8 | 0-0 | 0-4-4 | 3 | 4 | 3 | 1 | 2 | 34 | 15 |
| G-Snaer | 1-5 | 0-3 | 2-3 | 0-3-3 | 2 | 0 | 3 | 0 | 0 | 25 | 4 |
| Dulkys | 1-4 | 1-3 | 0-0 | 0-0-0 | 2 | 2 | 1 | 0 | 2 | 20 | 3 |
| Peterson | 1-1 | 0-0 | 0-0 | 0-2-2 | 1 | 2 | 2 | 0 | 0 | 8 | 2 |
| Space | 0-1 | 0-0 | 0-0 | 0-0-0 | 0 | 0 | 0 | 0 | 0 | 1 | 0 |
| Miller | 3-8 | 0-4 | 1-1 | 0-0-0 | 2 | 0 | 1 | 0 | 0 | 22 | 7 |
| Whisnart | 4-5 | 3-4 | 0-0 | 2-1-3 | 0 | 0 | 0 | 0 | 1 | 10 | 11 |
| Kreft | 0-3 | 0-0 | 0-0 | 1-3-4 | 1 | 0 | 3 | 0 | 0 | 7 | 0 |

FLORIDA BASKETBALL 2011-12 RECAPS

RUTGERS 85, FLORIDA 83, 20T

DECEMBER 29, 2011 • RUTGERS ATHLETIC CENTER • PISCATAWAY, N.J.

Despite having four players score in double figures and holding the lead for most of the game, the No. 10 Florida Gators (10-3) dropped a heartbreaking double overtime contest to Rutgers (8-5), 85-83, at the Louis Brown Athletic Center. For the contest, UF was led by Kenny Boynton, who scored 20 of his 26 points after halftime. Bradley Beal chipped in 15 points and seven boards, while Erik Murphy and Patric Young scored 14 and 11 points, respectively.

| Florida | Total FG-A | 3-Pt. FG-A | FT-A | REB O-D-T | PF | AT | TO | BK | ST | MN | TP |
|-----------|------------|------------|-------|-----------|----|----|----|----|----|-----|----|
| F-Young | 4-8 | 0-0 | 3-3 | 3-3-6 | 2 | 1 | 1 | 0 | 0 | 41 | 11 |
| -Murphy | 5-9 | 2-4 | 2-2 | 2-6-8 | 4 | 1 | 1 | 3 | 0 | 35 | 14 |
| G-Boynton | 8-14 | 3-8 | 7-7 | 0-1-1 | 0 | 3 | 3 | 1 | 0 | 45 | 26 |
| G-Walker | 4-11 | 1-5 | 0-0 | 0-6-6 | 3 | 6 | 4 | 0 | 1 | 36 | 9 |
| G-Beal | 4-12 | 1-6 | 6-7 | 2-5-7 | 3 | 1 | 7 | 2 | 1 | 45 | 15 |
| Rosario | 2-6 | 1-3 | 0-0 | 0-1-1 | 2 | 0 | 1 | 0 | 0 | 14 | 5 |
| Wilbekin | 1-1 | 1-1 | 0-0 | 0-2-2 | 0 | 1 | 1 | 0 | 0 | 12 | 3 |
| Yequete | 0-1 | 0-0 | 0-0 | 0-1-1 | 2 | 1 | 0 | 0 | 2 | 22 | 0 |
| Team | | | | 1-4-5 | | | | | | | |
| Totals | 28-62 | 9-27 | 18-19 | 8-29-37 | 16 | 14 | 18 | 6 | 4 | 250 | 83 |

First Half - FG: 10-24 (.417), 3-FG: 3-13 (.231), FT: 11-12 (.917)

| Rutgers | Total FG-A | 3-Pt. FG-A | FT-A | REB O-D-T | PF | AT | TO | BK | ST | MN | TP |
|------------|------------|------------|------|-----------|----|----|----|----|----|-----|----|
| F-Johnson | 0-1 | 0-0 | 0-0 | 0-1-1 | 3 | 0 | 0 | 0 | 0 | 18 | 0 |
| F-Biruta | 1-5 | 1-2 | 0-0 | 0-2-2 | 3 | 2 | 1 | 0 | 1 | 31 | 3 |
| G-Seagears | 6-12 | 1-4 | 0-1 | 2-1-3 | 2 | 1 | 2 | 0 | 0 | 33 | 13 |
| G-Carter | 12-24 | 2-5 | 5-7 | 0-7-7 | 3 | 7 | 2 | 0 | 1 | 46 | 31 |
| G-Miller | 8-13 | 0-1 | 0-0 | 3-4-7 | 2 | 5 | 2 | 1 | 2 | 42 | 16 |
| Mack | 5-8 | 3-5 | 1-1 | 0-0-0 | 2 | 2 | 1 | 0 | 2 | 37 | 14 |
| Poole | 2-7 | 0-1 | 0-0 | 1-3-4 | 1 | 1 | 2 | 1 | 0 | 23 | 4 |
| Randall | 1-2 | 0-0 | 2-2 | 2-6-8 | 2 | 0 | 1 | 0 | 0 | 17 | 4 |
| Jack | 0-0 | 0-0 | 0-0 | 0-0-0 | 0 | 0 | 0 | 0 | 0 | 3 | 0 |
| Team | | | | 1-3-4 | | | | | | | |
| Totals | 35-72 | 7-18 | 8-11 | 9-27-36 | 18 | 18 | 11 | 2 | 6 | 250 | 85 |

First Half - FG: 12-27 (.444), 3-FG: 3-8 (.375), FT: 3-4 (.750)

| Linescore | 1st | 2nd | OT | OT2 | Final | Attendance: |
|-----------|-----|-----|----|-----|-------|--|
| Florida | 34 | 32 | 10 | 7 | 83 | 7,855 |
| Rutgers | 30 | 36 | 10 | 9 | 85 | Technical: Florida-Rosario Rutgers-Miller |

FLORIDA 90, YALE 70

DECEMBER 31, 2011 • O'CONNELL CENTER • GAINESVILLE, FLA.

Kenny Boynton's 26 points led No. 10 Florida to a 90-70 victory over Yale on Saturday less than 48 hours after the Gators were upset at Rutgers. Patrick Young added 19 points and Erik Murphy had 18 for Florida (11-3), while Bradley Beal had 11. Greg Mangano led Yale (8-4) with 26 points and Austin Morgan added 10. Mangano's game-high 15 rebounds helped the Bulldogs to a 37-32 rebound advantage. Boynton, who came into the game averaging 18.9 points, had a big first half going 6-of-7, including 3-of-4 from 3-point range.

| Yale | Total FG-A | 3-Pt. FG-A | FT-A | REB O-D-T | PF | AT | TO | BK | ST | MN | TP |
|--------------|------------|------------|------|-----------|----|----|----|----|----|-----|----|
| F-Willhite | 3-10 | 2-3 | 0-0 | 0-3-3 | 3 | 5 | 4 | 0 | 1 | 32 | 8 |
| F-Mangano | 11-18 | 4-6 | 0-0 | 6-9-15 | 4 | 0 | 1 | 2 | 0 | 32 | 26 |
| C-Kreisberg | 2-6 | 0-0 | 0-0 | 1-1-2 | 3 | 1 | 0 | 0 | 0 | 26 | 4 |
| G-Morgan | 4-12 | 2-5 | 0-0 | 1-2-3 | 2 | 4 | 0 | 0 | 0 | 28 | 10 |
| G-Grace | 2-5 | 0-2 | 0-0 | 0-1-1 | 0 | 6 | 1 | 0 | 0 | 25 | 4 |
| Pritchard | 0-0 | 0-0 | 0-0 | 1-2-3 | 1 | 1 | 1 | 0 | 0 | 11 | 0 |
| Cotton | 0-0 | 0-0 | 0-0 | 0-0-0 | 0 | 0 | 0 | 0 | 0 | 1 | 0 |
| Anderson | 0-0 | 0-0 | 2-2 | 0-0-0 | 0 | 0 | 0 | 0 | 0 | 2 | 2 |
| Duren | 1-1 | 1-1 | 0-0 | 0-0-0 | 0 | 0 | 1 | 0 | 0 | 3 | 3 |
| Salafia | 2-3 | 2-3 | 0-0 | 0-0-0 | 5 | 0 | 3 | 0 | 0 | 15 | 6 |
| Martin | 0-1 | 0-1 | 0-0 | 0-0-0 | 0 | 0 | 0 | 0 | 0 | 5 | 0 |
| Kelley | 0-0 | 0-0 | 0-0 | 0-0-0 | 0 | 0 | 0 | 0 | 0 | 1 | 0 |
| Childs-Klein | 0-0 | 0-0 | 0-0 | 0-0-0 | 0 | 0 | 0 | 0 | 0 | 1 | 0 |
| Sherrod | 1-3 | 0-0 | 1-1 | 0-1-1 | 1 | 1 | 0 | 1 | 0 | 6 | 3 |
| Townsend | 1-4 | 0-0 | 2-5 | 3-1-4 | 2 | 1 | 0 | 0 | 0 | 12 | 4 |
| Team | | | | 2-3-5 | | | | | | | |
| Totals | 27-63 | 11-21 | 5-8 | 14-23-37 | 21 | 19 | 11 | 3 | 1 | 200 | 70 |

First Half - FG: 12-31 (.387), 3-FG: 9-14 (.643), FT: 2-3 (.667)

| Florida | Total FG-A | 3-Pt. FG-A | FT-A | REB O-D-T | PF | AT | TO | BK | ST | MN | TP |
|-----------|------------|------------|-------|-----------|----|----|----|----|----|-----|----|
| F-Murphy | 6-12 | 5-7 | 1-2 | 0-2-2 | 2 | 3 | 0 | 3 | 2 | 25 | 18 |
| C-Young | 6-10 | 0-0 | 7-8 | 1-3-4 | 3 | 5 | 2 | 1 | 0 | 30 | 19 |
| G-Boynton | 8-12 | 5-7 | 5-7 | 2-0-2 | 1 | 3 | 2 | 0 | 0 | 31 | 26 |
| G-Walker | 1-4 | 1-2 | 0-0 | 0-1-1 | 1 | 5 | 0 | 0 | 1 | 27 | 3 |
| G-Beal | 4-8 | 0-2 | 3-5 | 0-7-7 | 1 | 2 | 1 | 0 | 1 | 32 | 11 |
| Rosario | 4-8 | 1-3 | 0-1 | 0-3-3 | 0 | 2 | 1 | 0 | 0 | 23 | 9 |
| Wilbekin | 0-0 | 0-0 | 0-0 | 1-0-1 | 2 | 2 | 0 | 0 | 0 | 7 | 0 |
| Yequete | 2-3 | 0-0 | 0-0 | 2-6-8 | 1 | 1 | 1 | 0 | 1 | 23 | 4 |
| Larson | 0-1 | 0-0 | 0-0 | 0-0-0 | 1 | 1 | 0 | 0 | 0 | 2 | 0 |
| Team | | | | 2-2-4 | | | | | | | |
| Totals | 31-58 | 12-21 | 16-23 | 8-24-32 | 12 | 24 | 7 | 4 | 5 | 200 | 90 |

First Half - FG: 17-29 (.586), 3-FG: 4-9 (.444), FT: 8-13 (.615)

| Linescore | 1st | 2nd | Final | Attendance: |
|-----------|-----|-----|-------|------------------------|
| Yale | 35 | 35 | 70 | 9,119 |
| Florida | 46 | 44 | 90 | Technical: Yale - Team |

FLORIDA 79, UAB 61

JANUARY 3, 2012 • O'CONNELL CENTER • GAINESVILLE, FLA.

Erving Walker scored 23 points and Kenny Boynton added 20 as No. 13 Florida beat UAB 79-61 on Tuesday night - the Gators' final tuneup before beginning Southeastern Conference play. Patric Young chipped in 15 points and seven rebounds for the Gators (12-3), who won their 14th consecutive home game. Cameron Moore led the Blazers (5-8) with 15 points and Ovie Soko had 13 points and 12 rebounds. The Gators finished non-conference play with three losses, all on the road.

| UAB | Total FG-A | 3-Pt. FG-A | FT-A | REB O-D-T | PF | AT | TO | BK | ST | MN | TP |
|---------------------|------------|------------|-------|-----------|----|----|----|----|----|-----|----|
| F-Soko | 4-10 | 0-0 | 5-8 | 5-7-12 | 1 | 1 | 1 | 0 | 0 | 33 | 13 |
| F-Moore | 6-13 | 0-0 | 3-5 | 3-4-7 | 4 | 1 | 3 | 0 | 0 | 38 | 15 |
| F-Swing | 3-9 | 1-3 | 0-0 | 0-6-6 | 2 | 1 | 3 | 0 | 0 | 34 | 7 |
| G-Purifoy | 0-4 | 0-4 | 0-0 | 0-0-0 | 2 | 0 | 1 | 0 | 0 | 9 | 0 |
| G-Taylor | 5-9 | 2-5 | 4-4 | 0-1-1 | 1 | 2 | 1 | 0 | 1 | 39 | 16 |
| Williams | 1-4 | 1-1 | 2-2 | 3-2-5 | 1 | 2 | 0 | 0 | 0 | 26 | 5 |
| Tyler | 0-0 | 0-0 | 0-0 | 0-0-0 | 0 | 0 | 0 | 0 | 0 | 1 | 0 |
| Whitaker | 1-5 | 1-4 | 2-2 | 1-1-2 | 1 | 0 | 1 | 0 | 0 | 13 | 5 |
| Scotland-Williamson | 0-1 | 0-0 | 0-0 | 1-0-1 | 1 | 0 | 0 | 0 | 0 | 7 | 0 |
| Team | | | | 1-1-2 | | | | | | | |
| Totals | 20-55 | 5-17 | 16-21 | 14-22-36 | 13 | 7 | 10 | 0 | 1 | 200 | 61 |

First Half - FG: 8-26 (.308), 3-FG: 2-8 (.250), FT: 8-10 (.800)

| Florida | Total FG-A | 3-Pt. FG-A | FT-A | REB O-D-T | PF | AT | TO | BK | ST | MN | TP |
|-----------|------------|------------|------|-----------|----|----|----|----|----|-----|----|
| F-Murphy | 4-6 | 1-3 | 0-0 | 1-5-6 | 3 | 0 | 1 | 1 | 0 | 29 | 9 |
| C-Young | 7-10 | 0-0 | 1-2 | 4-3-7 | 5 | 1 | 1 | 0 | 0 | 26 | 15 |
| G-Boynton | 7-12 | 6-10 | 0-1 | 0-0-0 | 0 | 4 | 0 | 0 | 1 | 33 | 20 |
| G-Walker | 8-12 | 7-9 | 0-0 | 0-2-2 | 1 | 6 | 2 | 0 | 1 | 36 | 23 |
| G-Beal | 2-15 | 0-3 | 1-2 | 0-0-0 | 2 | 5 | 1 | 0 | 2 | 32 | 5 |
| Wilbekin | 1-2 | 1-2 | 0-0 | 0-1-1 | 2 | 3 | 0 | 0 | 0 | 19 | 3 |
| Yequete | 2-4 | 0-0 | 0-0 | 3-8-11 | 4 | 2 | 1 | 0 | 0 | 25 | 4 |
| Team | | | | 2-5-7 | | | | | | | |
| Totals | 31-61 | 15-27 | 2-5 | 10-24-34 | 17 | 21 | 6 | 1 | 4 | 200 | 79 |

First Half - FG: 15-30 (.500), 3-FG: 7-14 (.500), FT: 0-0 (.000)

| Linescore | 1st | 2nd | Final | Attendance: |
|-----------|-----|-----|-------|-----------------|
| UAB | 26 | 35 | 61 | 7,512 |
| Florida | 37 | 42 | 79 | Technical: None |

TENNESSEE 67, FLORIDA 56

JANUARY 7, 2012 • THOMPSON-BOLING ARENA • KNOXVILLE, TENN.

The 13th-ranked Gators had their lowest scoring output of the season while allowing Tennessee plenty of shots around the basket in the Volunteers' 67-56 win on Saturday. The Volunteers (8-7, 1-0) held the Gators to 35.7 percent shooting while hitting 51 percent of their own attempts. Kenny Boynton, who entered the game averaging 19.5 points, finished with 13. Erik Murphy also had 13 for Florida (12-4, 0-1) and Patric Young added 12.

| Florida | Total FG-A | 3-Pt. FG-A | FT-A | REB O-D-T | PF | AT | TO | BK | ST | MN | TP |
|-----------|------------|------------|------|-----------|----|----|----|----|----|-----|----|
| F-Murphy | 5-7 | 1-2 | 2-2 | 1-3-4 | 2 | 1 | 3 | 4 | 1 | 27 | 13 |
| C-Young | 4-9 | 0-0 | 4-7 | 3-4-7 | 2 | 2 | 1 | 1 | 2 | 32 | 12 |
| G-Boynton | 4-12 | 3-9 | 2-4 | 3-3-6 | 3 | 3 | 1 | 0 | 0 | 31 | 13 |
| G-Walker | 3-8 | 2-5 | 0-0 | 0-2-2 | 2 | 2 | 3 | 0 | 1 | 29 | 8 |
| G-Beal | 4-12 | 1-5 | 0-0 | 0-5-5 | 4 | 1 | 5 | 2 | 1 | 34 | 9 |
| Rosario | 0-0 | 0-0 | 0-0 | 0-1-1 | 1 | 1 | 0 | 0 | 0 | 2 | 0 |
| Wilbekin | 0-2 | 0-1 | 0-0 | 0-1-1 | 0 | 0 | 1 | 0 | 1 | 15 | 0 |
| Yequete | 0-3 | 0-0 | 0-0 | 3-2-5 | 4 | 0 | 0 | 0 | 1 | 17 | 0 |
| Prather | 0-3 | 0-0 | 1-2 | 4-0-4 | 2 | 0 | 1 | 0 | 0 | 11 | 1 |
| Larson | 0-0 | 0-0 | 0-0 | 0-0-0 | 0 | 0 | 0 | 0 | 0 | 2 | 0 |
| Team | | | | 0-2-2 | | | | | | | |
| Totals | 20-56 | 7-22 | 9-15 | 14-23-37 | 20 | 10 | 15 | 7 | 7 | 200 | 56 |

First Half - FG: 12-29 (.414), 3-FG: 4-11 (.364), FT: 1-2 (.500)

| Tennessee | Total FG-A | 3-Pt. FG-A | FT-A | REB O-D-T | PF | AT | TO | BK | ST | MN | TP |
|--------------|------------|------------|-------|-----------|----|----|----|----|----|-----|----|
| F-Woolridge | 1-4 | 0-1 | 0-2 | 1-4-5 | 1 | 1 | 0 | 0 | 0 | 27 | 2 |
| F-Maymon | 4-8 | 0-0 | 4-10 | 1-6-7 | 2 | 2 | 2 | 0 | 2 | 27 | 12 |
| G-Richardson | 2-3 | 1-1 | 2-2 | 0-2-2 | 1 | 1 | 1 | 1 | 1 | 28 | 7 |
| G-Golden | 4-8 | 2-3 | 2-2 | 0-4-4 | 1 | 7 | 3 | 0 | 0 | 35 | 12 |
| G-Tatum | 3-7 | 1-1 | 2-2 | 1-4-5 | 3 | 2 | 1 | 0 | 2 | 23 | 9 |
| Makanjuola | 0-0 | 0-0 | 0-0 | 0-0-0 | 0 | 0 | 0 | 0 | 0 | 2 | 0 |
| Washpun | 1-2 | 0-0 | 0-0 | 0-1-1 | 2 | 2 | 4 | 1 | 0 | 9 | 2 |
| McBee | 0-0 | 0-0 | 0-0 | 0-0-0 | 2 | 0 | 0 | 0 | 1 | 4 | 0 |
| Hall | 6-8 | 0-0 | 1-1 | 0-5-5 | 4 | 0 | 1 | 0 | 0 | 24 | 13 |
| McRae | 4-9 | 1-4 | 1-2 | 2-1-3 | 3 | 0 | 1 | 1 | 2 | 21 | 10 |
| Team | | | | 2-0-2 | | | | | | | |
| Totals | 25-49 | 5-10 | 12-21 | 7-27-34 | 19 | 15 | 13 | 3 | 8 | 200 | 67 |

First Half - FG: 13-27 (.481), 3-FG: 3-5 (.600), FT: 4-8 (.500)

| Linescore | 1st | 2nd | Final | Attendance: |
|-----------|-----|-----|-------|-----------------|
| Florida | 29 | 27 | 56 | 17,689 |
| Tennessee | 33 | 34 | 67 | Technical: None |

FLORIDA BASKETBALL 2011-12 RECAPS

FLORIDA 70, GEORGIA 48

JANUARY 10, 2012 • O'CONNELL CENTER • GAINESVILLE, FLA.

Georgia (9-7, 0-2) hit only one of their first ten shots and went 1-9 from the charity stripe in a 70-48 loss to the Gators. Bradley Beal and Kenny Boynton scored 17 points apiece for the Gators (13-4, 1-1), who won their 15th consecutive home game. Beal was 4-of-6 from three-point range - making more shots from behind the arc than he did in the last four games combined - and added 10 rebounds for his third double-double of the season.

| Georgia | Total FG-A | 3-Pt. FG-A | FT-A | REB O-D-T | PF | AT | TO | BK | ST | MN | TP |
|-----------------|--------------|-------------|------------|-----------------|-----------|-----------|-----------|----------|----------|------------|-----------|
| F-D. Williams | 3-8 | 0-0 | 1-4 | 3-3-6 | 3 | 0 | 0 | 1 | 22 | 7 | |
| F-Djurisic | 6-13 | 2-4 | 0-1 | 4-2-6 | 2 | 2 | 1 | 0 | 0 | 28 | 14 |
| G-Caldwell-Pope | 3-13 | 2-5 | 0-0 | 0-3-3 | 2 | 1 | 2 | 0 | 0 | 32 | 8 |
| G-V. Williams | 1-2 | 1-2 | 0-1 | 1-0-1 | 4 | 1 | 2 | 0 | 0 | 17 | 3 |
| G-Robinson | 4-9 | 0-1 | 0-1 | 1-5-6 | 2 | 5 | 2 | 1 | 0 | 31 | 8 |
| Ware | 2-7 | 2-6 | 0-0 | 0-1-1 | 0 | 1 | 1 | 0 | 1 | 30 | 6 |
| Dixon | 0-0 | 0-0 | 0-2 | 1-2-3 | 0 | 0 | 0 | 0 | 0 | 4 | 0 |
| Long | 0-0 | 0-0 | 0-0 | 0-0-0 | 0 | 0 | 0 | 0 | 0 | 1 | 0 |
| Bucklin | 0-0 | 0-0 | 0-0 | 0-0-0 | 0 | 0 | 0 | 0 | 0 | 1 | 0 |
| Noite | 0-0 | 0-0 | 0-0 | 0-0-0 | 0 | 0 | 2 | 0 | 0 | 3 | 0 |
| Brantley | 0-0 | 0-0 | 0-0 | 0-0-0 | 0 | 0 | 0 | 0 | 0 | 4 | 0 |
| Florvus | 1-2 | 0-0 | 0-0 | 1-3-4 | 2 | 0 | 0 | 3 | 0 | 23 | 2 |
| Rome | 0-0 | 0-0 | 0-0 | 0-1-1 | 0 | 0 | 0 | 0 | 0 | 3 | 0 |
| Cannon | 0-1 | 0-0 | 0-0 | 0-0-0 | 0 | 0 | 0 | 0 | 0 | 1 | 0 |
| Team | | | | 3-0-3 | | | | | | | |
| Totals | 20-55 | 7-18 | 1-9 | 14-20-34 | 15 | 10 | 10 | 4 | 2 | 200 | 48 |

First Half - FG: 9-24 (.375), 3-FG: 3-8 (.375), FT: 0-2 (.000)

| Florida | Total FG-A | 3-Pt. FG-A | FT-A | REB O-D-T | PF | AT | TO | BK | ST | MN | TP |
|---------------|--------------|-------------|--------------|----------------|-----------|----------|----------|----------|----------|------------|-----------|
| F-Murphy | 2-6 | 0-4 | 0-0 | 1-1-2 | 4 | 0 | 0 | 2 | 0 | 18 | 4 |
| C-Young | 4-5 | 0-0 | 0-2 | 1-9-10 | 1 | 0 | 3 | 1 | 0 | 32 | 8 |
| G-Boynton | 5-9 | 2-6 | 5-5 | 0-0-0 | 0 | 3 | 1 | 0 | 0 | 30 | 17 |
| G-Walker | 3-7 | 1-3 | 1-1 | 0-3-3 | 2 | 2 | 1 | 0 | 1 | 29 | 8 |
| G-Beal | 4-8 | 4-6 | 5-6 | 1-9-10 | 1 | 0 | 1 | 1 | 2 | 33 | 17 |
| Rosario | 3-9 | 0-2 | 1-1 | 0-1-1 | 0 | 2 | 0 | 0 | 2 | 16 | 7 |
| Wilbekin | 0-0 | 0-0 | 3-3 | 0-1-1 | 0 | 1 | 0 | 0 | 0 | 12 | 3 |
| Yeguete | 3-4 | 0-0 | 0-0 | 0-3-3 | 4 | 0 | 0 | 1 | 0 | 20 | 6 |
| Larson | 0-0 | 0-0 | 0-0 | 0-1-1 | 0 | 0 | 0 | 0 | 0 | 9 | 0 |
| Pitchford | 0-0 | 0-0 | 0-0 | 0-0-0 | 0 | 0 | 0 | 1 | 0 | 1 | 0 |
| Team | | | | 2-0-2 | | | | | | | |
| Totals | 24-48 | 7-21 | 15-18 | 6-27-33 | 12 | 8 | 6 | 6 | 5 | 200 | 70 |

First Half - FG: 14-28 (.500), 3-FG: 4-11 (.364), FT: 3-5 (.600)

| Linescore | 1st | 2nd | Final | Attendance: |
|-----------|-----|-----|-------|-----------------|
| Georgia | 21 | 27 | 48 | 10,506 |
| Florida | 35 | 35 | 70 | Technical: None |

FLORIDA 76, LSU 64

JANUARY 21, 2012 • O'CONNELL CENTER • GAINESVILLE, FLA.

Erik Murphy scored 15 points to lead the No. 17 Gators to a 76-64 win over LSU Saturday night, extending their home winning streak to 16. Erving Walker added 12 points, and Kenny Boynton, Bradley Beal and Mike Rosario chipped in 11 apiece for Florida. The Gators (15-4, 3-1 Southeastern Conference) shot 74 percent (20-of-27) from inside the 3-point line. Justin Hamilton led the Tigers (12-7, 2-3) with a career-high 27 points and eight rebounds. The 7-footer went 13-of-22, scoring almost half of their 28 baskets.

| LSU | Total FG-A | 3-Pt. FG-A | FT-A | REB O-D-T | PF | AT | TO | BK | ST | MN | TP |
|---------------|--------------|-------------|------------|-----------------|-----------|-----------|-----------|----------|----------|------------|-----------|
| F-Warren | 2-3 | 0-0 | 0-0 | 0-1-1 | 4 | 0 | 0 | 1 | 0 | 12 | 4 |
| F-Hamilton | 13-22 | 1-1 | 0-0 | 5-3-8 | 3 | 1 | 2 | 0 | 0 | 38 | 27 |
| G-Hickey | 4-10 | 2-6 | 0-0 | 1-2-3 | 5 | 2 | 0 | 0 | 0 | 23 | 10 |
| G-Stringer | 2-10 | 1-3 | 0-0 | 0-1-1 | 0 | 2 | 2 | 0 | 0 | 36 | 5 |
| G-Turner | 3-7 | 0-2 | 2-4 | 0-3-3 | 2 | 3 | 2 | 0 | 1 | 26 | 8 |
| Bass | 1-2 | 1-1 | 0-0 | 0-2-2 | 2 | 4 | 2 | 0 | 0 | 19 | 3 |
| White | 0-3 | 0-0 | 0-0 | 0-4-4 | 0 | 1 | 0 | 0 | 0 | 16 | 0 |
| Martin | 0-0 | 0-0 | 0-0 | 0-0-0 | 0 | 0 | 0 | 0 | 0 | 1 | 0 |
| Ludwig | 3-4 | 0-0 | 1-1 | 0-2-2 | 1 | 1 | 0 | 0 | 0 | 20 | 7 |
| Courtney | 0-1 | 0-1 | 0-0 | 0-0-0 | 1 | 0 | 1 | 0 | 0 | 4 | 0 |
| Isaac | 0-1 | 0-0 | 0-0 | 0-0-0 | 1 | 0 | 2 | 0 | 0 | 5 | 0 |
| Team | | | | 4-1-5 | | | | | | | |
| Totals | 28-63 | 5-14 | 3-5 | 10-19-29 | 19 | 14 | 11 | 1 | 1 | 200 | 64 |

First Half - FG: 11-28 (.393), 3-FG: 4-8 (.500), FT: 0-0 (.000)

| Florida | Total FG-A | 3-Pt. FG-A | FT-A | REB O-D-T | PF | AT | TO | BK | ST | MN | TP |
|---------------|--------------|-------------|--------------|----------------|-----------|-----------|-----------|----------|----------|------------|-----------|
| F-Yeguete | 1-2 | 0-0 | 1-2 | 1-4-5 | 2 | 1 | 2 | 0 | 1 | 29 | 3 |
| F-Murphy | 6-7 | 3-4 | 0-0 | 0-3-3 | 3 | 0 | 2 | 1 | 1 | 27 | 15 |
| G-Boynton | 5-10 | 0-4 | 1-3 | 0-2-2 | 0 | 1 | 2 | 0 | 0 | 29 | 11 |
| G-Walker | 3-9 | 1-6 | 5-7 | 0-1-1 | 3 | 3 | 2 | 0 | 1 | 28 | 12 |
| G-Beal | 4-8 | 1-2 | 2-2 | 1-7-8 | 2 | 1 | 2 | 1 | 1 | 32 | 11 |
| Rosario | 3-7 | 1-4 | 4-4 | 0-1-1 | 0 | 0 | 0 | 0 | 0 | 15 | 11 |
| Young | 3-3 | 0-0 | 2-2 | 2-5-7 | 3 | 2 | 2 | 1 | 0 | 24 | 8 |
| Wilbekin | 2-2 | 1-1 | 0-0 | 0-1-1 | 0 | 3 | 0 | 0 | 0 | 15 | 5 |
| Larson | 0-0 | 0-0 | 0-0 | 0-0-0 | 0 | 0 | 0 | 0 | 0 | 1 | 0 |
| Team | | | | 0-2-2 | | | | | | | |
| Totals | 27-48 | 7-21 | 15-20 | 4-26-30 | 13 | 11 | 12 | 3 | 5 | 200 | 76 |

First Half - FG: 14-22 (.636), 3-FG: 3-8 (.375), FT: 7-10 (.700)

| Linescore | 1st | 2nd | Final | Attendance: |
|-----------|-----|-----|-------|-----------------|
| LSU | 26 | 38 | 64 | 12,198 |
| Florida | 38 | 38 | 76 | Technical: None |

FLORIDA 79, SOUTH CAROLINA 65

JANUARY 14, 2012 • COLONIAL LIFE ARENA • COLUMBIA, S.C.

The 19th-ranked Gators (14-4, 2-1) put away the Gamecocks (8-9, 0-3) with an early second-half burst en route to a 79-65 victory before 11,308 at Colonial Life Arena. The victory marked UF's first road win in five tries this season. Boynton led the Gators with 15 points, but sophomore Will Yeguete, starting in place of Patric Young, scored a career-high 14 on 6-for-6 shooting to go with a game-high eight rebounds. Senior point guard Erving Walker had 11 points and a season high-tying seven assists, leading an offense that shot 53.2 percent for the game -- including 12-for-24 from 3-point range -- and assisted on 19 of 25 field goals.

| Florida | Total FG-A | 3-Pt. FG-A | FT-A | REB O-D-T | PF | AT | TO | BK | ST | MN | TP |
|---------------|--------------|--------------|--------------|----------------|-----------|-----------|-----------|----------|----------|------------|-----------|
| F-Yeguete | 6-6 | 0-0 | 2-4 | 4-4-8 | 2 | 2 | 0 | 1 | 0 | 30 | 14 |
| F-Murphy | 3-7 | 1-3 | 4-4 | 0-2-2 | 4 | 4 | 2 | 1 | 1 | 30 | 11 |
| G-Boynton | 5-13 | 4-7 | 1-2 | 1-2-3 | 0 | 3 | 1 | 0 | 1 | 34 | 15 |
| G-Walker | 3-5 | 3-4 | 2-2 | 0-0-0 | 2 | 7 | 2 | 0 | 0 | 33 | 11 |
| G-Beal | 3-7 | 2-5 | 6-7 | 0-4-4 | 3 | 1 | 0 | 0 | 1 | 31 | 14 |
| Rosario | 3-6 | 2-4 | 2-2 | 0-2-2 | 1 | 2 | 3 | 0 | 1 | 19 | 10 |
| Young | 2-2 | 0-0 | 0-0 | 1-2-3 | 4 | 0 | 0 | 1 | 0 | 13 | 4 |
| Wilbekin | 0-1 | 0-1 | 0-0 | 0-2-2 | 1 | 0 | 0 | 0 | 0 | 5 | 0 |
| Prather | 0-0 | 0-0 | 0-0 | 0-0-0 | 0 | 0 | 2 | 0 | 0 | 2 | 0 |
| Larson | 0-0 | 0-0 | 0-0 | 0-0-0 | 0 | 0 | 0 | 0 | 0 | 3 | 0 |
| Team | | | | 1-0-1 | | | | | | | |
| Totals | 25-47 | 12-24 | 17-21 | 7-18-25 | 17 | 19 | 10 | 3 | 4 | 200 | 79 |

First Half - FG: 12-22 (.545), 3-FG: 8-14 (.571), FT: 8-10 (.800)

| South Carolina | Total FG-A | 3-Pt. FG-A | FT-A | REB O-D-T | PF | AT | TO | BK | ST | MN | TP |
|----------------|--------------|-------------|--------------|-----------------|-----------|----------|-----------|----------|----------|------------|-----------|
| F-Gill | 2-5 | 1-4 | 3-4 | 1-2-3 | 4 | 0 | 3 | 0 | 0 | 20 | 8 |
| F-Cooke | 4-10 | 0-2 | 2-3 | 5-2-7 | 3 | 2 | 2 | 0 | 2 | 37 | 10 |
| F-Harris | 3-3 | 0-0 | 3-4 | 3-3-6 | 4 | 1 | 2 | 0 | 1 | 23 | 9 |
| G-Richardson | 3-8 | 1-4 | 0-0 | 1-0-1 | 2 | 0 | 1 | 0 | 0 | 21 | 7 |
| G-Elington | 6-14 | 4-6 | 1-2 | 2-1-3 | 3 | 3 | 1 | 0 | 0 | 28 | 17 |
| Williams | 3-8 | 3-7 | 0-0 | 1-1-2 | 1 | 0 | 1 | 0 | 0 | 14 | 9 |
| Smith | 0-0 | 0-0 | 0-0 | 0-0-0 | 0 | 1 | 1 | 0 | 0 | 2 | 0 |
| Jackson | 0-1 | 0-0 | 0-0 | 0-2-2 | 2 | 0 | 0 | 0 | 0 | 8 | 0 |
| Leonard | 0-1 | 0-0 | 0-0 | 0-1-1 | 0 | 0 | 0 | 0 | 0 | 13 | 0 |
| Slawson | 2-4 | 0-1 | 1-1 | 1-2-3 | 2 | 0 | 1 | 0 | 1 | 23 | 5 |
| Geathers | 0-1 | 0-0 | 0-0 | 0-0-0 | 1 | 0 | 0 | 1 | 0 | 11 | 0 |
| Team | | | | 0-2-2 | | | | | | | |
| Totals | 23-55 | 9-24 | 10-14 | 14-16-30 | 22 | 7 | 12 | 1 | 4 | 200 | 65 |

First Half - FG: 15-24 (.625), 3-FG: 6-11 (.545), FT: 5-5 (1.000)

| Linescore | 1st | 2nd | Final | Attendance: |
|----------------|-----|-----|-------|-----------------|
| Florida | 40 | 39 | 79 | 11,308 |
| South Carolina | 41 | 24 | 65 | Technical: None |

FLORIDA 64, OLE MISS 60

JANUARY 26, 2012 • TAD SMITH COLISEUM • OXFORD, MISS.

Down 16 midway through the first half and by 10 at the break, the Gators roared back behind defense and exemplary execution by senior point guard Erving Walker, who scored 10 points and had nine assists to just one turnover, as the 14th-ranked Gators (16-4, 4-1) won their fourth straight game, including a second on the road. Sophomore center Patric Young came off the bench to score 15 points and grab four rebounds. Junior guard Kenny Boynton also threw in 12 points. UF was out-rebounded 41-23 by Ole Miss (13-7, 3-3), but the Gators had assists on 21 of their 24 field goals and finished the game with just six turnovers.

| Florida | Total FG-A | 3-Pt. FG-A | FT-A | REB O-D-T | PF | AT | TO | BK | ST | MN | TP |
|-----------|------------|------------|------|-----------|----|----|----|----|----|----|----|
| F-Yeguete | 0-1 | 0-0 | 0-1 | 0-4-4 | 3 | 1 | 0 | 0 | 0 | 19 | 0 |
| F-Murphy | 3-7 | 1-3 | 0-0 | 0-4-4 | 2 | 1 | 1 | 0 | 1 | 29 | 7 |
| G-Boynton | 4-12 | 4-10 | 0-1 | 0-1-1 | 2 | 2 | 0 | 0 | 0 | 31 | 12 |
| G-Walker | 3-7 | 2-4 | 2-2 | 1-0-1 | 1 | 9 | 1 | 0 | 1 | 31 | 10 |
| G-Beal | 4-7 | 0-3 | 1-2 | 0-2-2 | 2 | 3 | 1 | 0 | 1 | 33 | 9 |
| Rosario | 2-5 | 2-5 | 2-2 | 0-0-0 | 0 | 2 | 1 | 0 | 1 | 16 | 8 |
| Young | 7-10 | 0-0 | 1-3 | 1-3-4 | 4 | 0 | 2 | 0 | 1 | 26 | 15 |
| Wilbekin | 1-2 | 1-2 | 0-0 | 1-1-2 | 0 | 3 | 0 | 0 | 0 | 9 | 3 |
| Prather | 0-0 | 0-0 | 0-0 | 0-0-0 | 1 | 0 | | | | | |

FLORIDA BASKETBALL 2011-12 RECAPS

FLORIDA 69, MISSISSIPPI STATE 57

JANUARY 28, 2012 • O'CONNELL CENTER • GAINESVILLE, FLA.

Bradley Beal scored 19 points and Patric Young made several crowd-rousing plays as No. 14 Florida beat No. 18 Mississippi State 69-57, extending its home winning streak to 17 games. The Gators (17-4, 5-1) used an 11-0 run in the second half to turn a tight game into a double-digit affair. Mississippi State (17-5, 4-3) trailed 62-47 after the spurt and never got the lead to single digits. Young finished with 12 points and six rebounds. Erik Murphy added 14 points on 4-of-7 shooting from 3-point range and Erving Walker chipped in 10.

| Mississippi State | Total FG-A | 3-Pt. FG-A | FT-A | REB O-D-T | PF | AT | TO | BK | ST | MN | TP |
|-------------------|-------------------------|-------------------------|-----------------------|----------------|-----------|-----------|-----------|----------|----------|------------|-----------|
| F-Sidney | 2-7 | 0-2 | 1-2 | 1-5-6 | 2 | 0 | 1 | 0 | 0 | 27 | 5 |
| F-Moultrie | 4-10 | 0-0 | 4-8 | 2-11-13 | 5 | 2 | 6 | 1 | 0 | 36 | 12 |
| G-Bost | 4-7 | 2-4 | 2-2 | 0-2-2 | 3 | 4 | 3 | 0 | 1 | 39 | 12 |
| G-Hood | 3-6 | 1-3 | 0-0 | 1-1-2 | 0 | 2 | 1 | 0 | 0 | 34 | 7 |
| G-Bryant | 5-6 | 1-1 | 0-0 | 0-4-4 | 1 | 2 | 1 | 0 | 0 | 26 | 11 |
| Steele | 3-9 | 3-6 | 0-0 | 1-0-1 | 2 | 0 | 1 | 0 | 0 | 23 | 9 |
| Lewis | 0-3 | 0-0 | 1-2 | 1-1-2 | 1 | 0 | 1 | 0 | 1 | 15 | 1 |
| Team | | | 2-2-4 | | | | | | | | |
| Totals | 21-48 | 7-16 | 8-14 | 8-26-34 | 14 | 10 | 14 | 1 | 2 | 200 | 57 |
| First Half | FG: 11-24 (.458) | 3-FG: 2-7 (.286) | FT: 3-6 (.500) | | | | | | | | |

| Florida | Total FG-A | 3-Pt. FG-A | FT-A | REB O-D-T | PF | AT | TO | BK | ST | MN | TP |
|-------------------|-------------------------|--------------------------|-----------------------|----------------|-----------|-----------|----------|----------|----------|------------|-----------|
| F-Yeguete | 2-3 | 0-0 | 0-2 | 2-5-7 | 2 | 1 | 0 | 1 | 2 | 28 | 4 |
| F-Murphy | 5-9 | 4-7 | 0-0 | 0-4-4 | 1 | 1 | 0 | 2 | 0 | 28 | 14 |
| G-Boydton | 1-6 | 0-3 | 0-0 | 0-1-1 | 0 | 5 | 0 | 0 | 0 | 29 | 2 |
| G-Walker | 4-10 | 2-6 | 0-1 | 0-2-2 | 1 | 4 | 0 | 0 | 1 | 34 | 10 |
| G-Beal | 6-9 | 3-4 | 4-4 | 0-4-4 | 3 | 2 | 1 | 0 | 0 | 32 | 19 |
| Rosario | 2-5 | 1-2 | 0-0 | 0-1-1 | 0 | 0 | 2 | 0 | 1 | 12 | 5 |
| Young | 6-11 | 0-0 | 0-0 | 3-3-6 | 3 | 1 | 1 | 0 | 1 | 24 | 12 |
| Wilbekin | 1-3 | 1-2 | 0-0 | 0-0-0 | 1 | 1 | 1 | 0 | 0 | 13 | 3 |
| Team | | | | 0-1-1 | | | | | | | |
| Totals | 27-56 | 11-24 | 4-7 | 5-21-26 | 11 | 15 | 5 | 3 | 5 | 200 | 69 |
| First Half | FG: 12-29 (.414) | 3-FG: 6-13 (.462) | FT: 0-0 (.000) | | | | | | | | |

| Linescore | 1st | 2nd | Final | |
|-------------------|-----|-----|-------|--------------------|
| Mississippi State | 27 | 30 | 57 | Attendance: 12,045 |
| Florida | 30 | 39 | 69 | Technical: None |

FLORIDA 73, VANDERBILT 65

FEBRUARY 4, 2012 • O'CONNELL CENTER • GAINESVILLE, FLA.

Kenny Boydton scored 18 points, Bradley Beal added 16 and No. 12 Florida beat No. 25 Vanderbilt 73-65 for their seventh consecutive victory. The Gators (19-4, 7-1), returning to the court 36 hours after their last win, made 11-of-24 shots from behind the arc. But the biggest difference in the game was the press. Vanderbilt (16-7, 5-3) committed 17 turnovers, most of them against double teams, that resulted in Gator points. Jeffrey Taylor led the Commodores with 25 points and John Jenkins, the league's leading scorer, added 15.

| South Carolina | Total FG-A | 3-Pt. FG-A | FT-A | REB O-D-T | PF | AT | TO | BK | ST | MN | TP |
|-------------------|-------------------------|--------------------------|-----------------------|-----------------|-----------|-----------|-----------|----------|----------|------------|-----------|
| F-Goubourne | 3-10 | 1-4 | 1-2 | 4-7-11 | 2 | 1 | 4 | 1 | 1 | 32 | 8 |
| F-Taylor | 7-12 | 4-7 | 7-8 | 1-5-6 | 3 | 2 | 1 | 1 | 4 | 37 | 25 |
| C-Ezeli | 4-9 | 0-0 | 3-5 | 3-0-3 | 3 | 0 | 2 | 0 | 0 | 26 | 11 |
| G-Tinsley | 2-6 | 0-3 | 0-0 | 0-4-4 | 2 | 6 | 3 | 0 | 1 | 35 | 4 |
| G-Jenkins | 6-13 | 3-8 | 0-1 | 0-2-2 | 3 | 2 | 2 | 1 | 2 | 37 | 15 |
| Johnson | 0-0 | 0-0 | 0-0 | 0-0-0 | 2 | 0 | 1 | 0 | 0 | 4 | 0 |
| Fuller | 0-0 | 0-0 | 0-0 | 0-0-0 | 0 | 0 | 1 | 0 | 0 | 3 | 0 |
| Parker | 0-2 | 0-2 | 0-0 | 0-1-1 | 0 | 0 | 0 | 0 | 0 | 4 | 0 |
| Ichiengang | 0-0 | 0-0 | 0-0 | 0-0-0 | 0 | 0 | 0 | 0 | 1 | 12 | 0 |
| Siakam | 0-0 | 0-0 | 0-0 | 0-0-0 | 0 | 0 | 0 | 0 | 0 | 0+ | 0 |
| Odom | 0-1 | 0-1 | 2-2 | 0-2-2 | 2 | 1 | 2 | 0 | 0 | 10 | 2 |
| Team | | | | 2-3-5 | | | | | | | |
| Totals | 22-53 | 8-25 | 13-18 | 10-24-34 | 17 | 12 | 17 | 3 | 9 | 200 | 65 |
| First Half | FG: 12-29 (.414) | 3-FG: 5-15 (.333) | FT: 5-8 (.625) | | | | | | | | |

| Florida | Total FG-A | 3-Pt. FG-A | FT-A | REB O-D-T | PF | AT | TO | BK | ST | MN | TP |
|-------------------|-------------------------|--------------------------|-----------------------|-----------------|-----------|-----------|-----------|----------|----------|------------|-----------|
| F-Murphy | 3-7 | 2-4 | 0-0 | 1-2-3 | 3 | 0 | 1 | 0 | 0 | 26 | 8 |
| C-Young | 1-3 | 0-0 | 0-0 | 3-1-4 | 4 | 0 | 3 | 1 | 0 | 14 | 2 |
| G-Boydton | 5-14 | 3-7 | 5-5 | 1-1-2 | 1 | 0 | 2 | 0 | 1 | 32 | 18 |
| G-Walker | 3-11 | 1-4 | 4-4 | 2-3-5 | 2 | 5 | 2 | 0 | 1 | 32 | 11 |
| G-Beal | 5-10 | 2-4 | 4-4 | 1-6-7 | 2 | 3 | 2 | 0 | 2 | 30 | 16 |
| Rosario | 4-8 | 2-4 | 0-0 | 1-1-2 | 2 | 2 | 1 | 0 | 1 | 20 | 10 |
| Wilbekin | 1-2 | 1-1 | 0-0 | 0-1-1 | 0 | 2 | 1 | 0 | 1 | 11 | 3 |
| Yequete | 1-3 | 0-0 | 3-4 | 1-7-8 | 3 | 0 | 1 | 1 | 3 | 30 | 5 |
| Prather | 0-2 | 0-0 | 0-0 | 0-0-0 | 1 | 0 | 1 | 0 | 0 | 5 | 0 |
| Team | | | | 4-3-7 | | | | | | | |
| Totals | 23-60 | 11-24 | 16-17 | 14-25-39 | 18 | 12 | 14 | 2 | 9 | 200 | 73 |
| First Half | FG: 14-35 (.400) | 3-FG: 7-15 (.467) | FT: 2-3 (.667) | | | | | | | | |

| Linescore | 1st | 2nd | Final | |
|------------|-----|-----|-------|--------------------|
| Vanderbilt | 34 | 31 | 65 | Attendance: 11,270 |
| Florida | 37 | 36 | 73 | Technical: None |

FLORIDA 74, SOUTH CAROLINA 66

FEBRUARY 2, 2012 • O'CONNELL CENTER • GAINESVILLE, FLA.

An early 17-point lead was simply too much to overcome as South Carolina (9-12, 1-6) fell to No. 12 Florida Thursday night. South Carolina enjoyed its best defensive effort of the season, holding the Gators to 37.3 percent shooting, but the Gamecocks struggled with rebounding and squandered several chances late in the game. Beal finished with 17 points and 11 rebounds for the fourth double-double of his career and Walker had 14 points, seven assists and four rebounds. Boydton led the Gators (18-4, 6-1) with 24 points.

| South Carolina | Total FG-A | 3-Pt. FG-A | FT-A | REB O-D-T | PF | AT | TO | BK | ST | MN | TP |
|-------------------|-------------------------|-------------------------|------------------------|-----------------|-----------|----------|-----------|----------|----------|------------|-----------|
| F-Gill | 5-7 | 1-2 | 0-0 | 3-2-5 | 5 | 1 | 0 | 0 | 0 | 25 | 11 |
| F-Cooke | 5-12 | 0-3 | 2-2 | 1-3-4 | 4 | 2 | 3 | 0 | 1 | 28 | 12 |
| F-Harris | 4-5 | 0-0 | 4-4 | 2-7-9 | 3 | 0 | 1 | 6 | 3 | 37 | 12 |
| G-Ellington | 6-14 | 3-7 | 0-2 | 0-1-1 | 4 | 3 | 4 | 0 | 0 | 37 | 15 |
| G-Leonard | 0-1 | 0-1 | 0-0 | 0-0-0 | 3 | 0 | 2 | 0 | 0 | 8 | 0 |
| Williams | 2-9 | 1-5 | 3-4 | 0-4-4 | 3 | 1 | 2 | 1 | 0 | 22 | 8 |
| Richardson | 2-6 | 1-3 | 0-0 | 1-1-2 | 2 | 0 | 1 | 0 | 0 | 12 | 5 |
| Jackson | 0-0 | 0-0 | 1-2 | 0-1-1 | 3 | 1 | 1 | 0 | 0 | 15 | 1 |
| Slawson | 1-2 | 0-0 | 0-0 | 1-1-2 | 1 | 0 | 1 | 0 | 0 | 13 | 2 |
| Geathers | 0-0 | 0-0 | 0-0 | 0-0-0 | 0 | 0 | 0 | 0 | 0 | 3 | 0 |
| Team | | | | 2-0-2 | | | | | | | |
| Totals | 25-56 | 6-21 | 10-14 | 10-20-30 | 28 | 8 | 15 | 7 | 4 | 200 | 66 |
| First Half | FG: 10-22 (.455) | 3-FG: 3-9 (.333) | FT: 5-5 (1.000) | | | | | | | | |

| Florida | Total FG-A | 3-Pt. FG-A | FT-A | REB O-D-T | PF | AT | TO | BK | ST | MN | TP |
|-------------------|-------------------------|--------------------------|------------------------|-----------------|-----------|-----------|-----------|----------|----------|------------|-----------|
| F-Yeguete | 2-3 | 0-0 | 0-0 | 2-6-8 | 2 | 0 | 1 | 1 | 1 | 28 | 4 |
| F-Murphy | 2-10 | 0-4 | 0-0 | 2-4-6 | 2 | 1 | 0 | 1 | 1 | 28 | 4 |
| G-Boydton | 6-13 | 4-8 | 8-10 | 1-2-3 | 1 | 1 | 1 | 0 | 0 | 28 | 24 |
| G-Walker | 4-11 | 2-6 | 4-9 | 2-2-4 | 0 | 7 | 3 | 0 | 2 | 33 | 14 |
| G-Beal | 5-11 | 1-6 | 6-9 | 5-6-11 | 2 | 1 | 2 | 1 | 0 | 35 | 17 |
| Rosario | 1-5 | 0-2 | 2-2 | 1-0-1 | 0 | 0 | 1 | 0 | 0 | 8 | 4 |
| Young | 2-4 | 0-0 | 1-3 | 4-1-5 | 1 | 1 | 4 | 0 | 1 | 25 | 5 |
| Wilbekin | 0-2 | 0-2 | 2-2 | 0-1-1 | 3 | 1 | 1 | 0 | 1 | 15 | 2 |
| Team | | | | 3-0-3 | | | | | | | |
| Totals | 22-59 | 7-28 | 23-32 | 20-22-42 | 11 | 12 | 13 | 3 | 6 | 200 | 74 |
| First Half | FG: 13-33 (.394) | 3-FG: 6-15 (.400) | FT: 5-11 (.455) | | | | | | | | |

| Linescore | 1st | 2nd | Final | |
|----------------|-----|-----|-------|--------------------|
| South Carolina | 28 | 38 | 66 | Attendance: 10,003 |
| Florida | 37 | 37 | 74 | Technical: None |

KENTUCKY 78, FLORIDA 58

FEBRUARY 7, 2012 • RUPP ARENA • LEXINGTON, KY.

Freshman Michael Kidd-Gilchrist had 13 points and 13 rebounds to help top-ranked Kentucky pass its toughest Southeastern Conference test to date with a 78-58 victory over No. 8 Florida. The Wildcats (24-1, 10-0) have won 49 straight at home and matched their best start in league play since 2005. Doron Lamb scored 18 points and freshman Anthony Davis added 16 for Kentucky. Kenny Boydton led the Gators (19-5, 7-2) with 18 points, but the team with the nation's most 3-pointers this season went 6-of-27 from behind the arc and shot 34.9 percent overall from the field.

| Florida | Total FG-A | 3-Pt. FG-A | FT-A | REB O-D-T | PF | AT | TO | BK | ST | MN | TP |
|-------------------|-------------------------|-------------------------|-----------------------|-----------------|-----------|----------|----------|----------|----------|------------|-----------|
| C-Young | 5-10 | 0-0 | 2-2 | 1-3-4 | 2 | 1 | 2 | 2 | 0 | 29 | 12 |
| F-Murphy | 3-11 | 1-5 | 0-0 | 1-2-3 | 2 | 0 | 0 | 0 | 0 | 22 | 7 |
| G-Boydton | 6-12 | 4-8 | 2-2 | 0-0-0 | 0 | 2 | 1 | 0 | 0 | 29 | 18 |
| G-Walker | 0-7 | 0-4 | 0-0 | 3-1-4 | 0 | 1 | 2 | 0 | 0 | 26 | 0 |
| G-Beal | 5-15 | 1-7 | 3-4 | 2-4-6 | 1 | 3 | 0 | 0 | 1 | 36 | 14 |
| Rosario | 1-4 | 0-2 | 1-2 | 0-1-1 | 1 | 1 | 3 | 0 | 0 | 19 | 3 |
| Wilbekin | 0-1 | 0-1 | 0-0 | 1-0-1 | 3 | 1 | 0 | 0 | 1 | 16 | 0 |
| Yequete | 2-3 | 0-0 | 0-2 | 6-1-7 | 3 | 0 | 1 | 0 | 1 | 23 | 4 |
| Team | | | | 4-1-5 | | | | | | | |
| Totals | 22-63 | 6-27 | 8-12 | 18-13-31 | 12 | 9 | 9 | 2 | 3 | 200 | 58 |
| First Half | FG: 10-30 (.333) | 3-FG: 2-9 (.222) | FT: 4-6 (.667) | | | | | | | | |

| Kentucky | Total FG-A | 3-Pt. FG-A | FT-A | REB O-D-T | PF | AT | TO | BK | ST | MN | TP |
|-------------------|-------------------------|-------------------------|------------------------|-----------------|-----------|-----------|-----------|----------|----------|------------|-----------|
| F-Jones | 2-7 | 0-1 | 0-0 | 3-4-7 | 2 | 1 | 2 | 1 | 0 | 19 | 4 |
| F-Kidd-Gilchrist | 4-8 | 0-0 | 5-5 | 4-9-13 | 3 | 3 | 1 | 0 | 0 | 39 | 13 |
| F-Davis | 8-13 | 0-0 | 0-0 | 1-5-6 | 1 | 1 | 1 | 4 | 2 | 36 | 16 |
| G-Lamb | 6-8 | 4-5 | 2-2 | 0-3-3 | 1 | 1 | 1 | 0 | 0 | 31 | 18 |
| G-Teague | 4-6 | 2-3 | 2-2 | 0-3-3 | 3 | 10 | 5 | 0 | 1 | 36 | 12 |
| Miller | 3-7 | 1-4 | 2-2 | 0-1-1 | 1 | 2 | 1 | 0 | 1 | 24 | 9 |
| Vargas | 0-1 | 0-0 | 0-0 | 0-0-0 | 1 | 0 | 0 | 0 | 0 | 4 | 0 |
| Wiltjer | 2-5 | 2-2 | 0-0 | 3-0-3 | 1 | 0 | 2 | 1 | 0 | 11 | 6 |
| Team | | | | 2-0-2 | | | | | | | |
| Totals | 29-55 | 9-15 | 11-11 | 13-25-38 | 13 | 18 | 13 | 6 | 4 | 200 | 78 |
| First Half | FG: 15-29 (.517) | 3-FG: 4-8 (.500) | FT: 4-4 (1.000) | | | | | | | | |

| Linescore | 1st | 2nd | Final | |
|-----------|-----|-----|-------|--------------------|
| Florida | 26 | 32 | 58 | Attendance: 24,389 |
| Kentucky | 38 | 40 | 78 | Technical: None |

FLORIDA BASKETBALL 2011-12 RECAPS

TENNESSEE 75, FLORIDA 70

FEBRUARY 11, 2012 • O'CONNELL CENTER • GAINESVILLE, FLA.

Bradley Beal and Kenny Boynton scored 16 points apiece, but the short-handed Gators (19-6, 7-3) failed to bounce back from a 20-point loss at top-ranked Kentucky and dropped consecutive games for the first time in nearly two years, losing 75-70 to the Volunteers on Saturday. Trae Golden led Tennessee with 17 points. Jeronne Maymon added 15 points and 11 rebounds as the Volunteers (13-12, 5-5) won for the first time in eight road games this season and swept Florida for the first time since 2009. They also snapped Florida's home-winning streak at 19 games.

| Tennessee | Total FG-A | 3-Pt. FG-A | FT-A | REB O-D-T | PF | AT | TO | BK | ST | MN | TP |
|---|--------------|-------------|--------------|-----------------|-----------|-----------|-----------|----------|----------|------------|-----------|
| F-Hall | 4-8 | 0-0 | 0-2 | 2-1-3 | 4 | 1 | 1 | 0 | 0 | 22 | 8 |
| F-Maymon | 5-14 | 0-0 | 5-9 | 3-8-11 | 1 | 2 | 3 | 0 | 1 | 36 | 15 |
| G-Golden | 4-7 | 0-1 | 9-11 | 1-2-3 | 1 | 7 | 2 | 0 | 0 | 38 | 17 |
| G-McBee | 4-7 | 4-7 | 1-2 | 0-2-2 | 2 | 1 | 0 | 0 | 0 | 38 | 13 |
| G-Tatum | 0-0 | 0-0 | 0-0 | 2-2-2 | 5 | 0 | 2 | 0 | 0 | 17 | 0 |
| Richardson | 2-4 | 0-0 | 2-2 | 0-1-1 | 2 | 1 | 2 | 0 | 0 | 11 | 6 |
| Woolridge | 0-0 | 0-0 | 0-0 | 0-0-0 | 0 | 0 | 1 | 0 | 0 | 1 | 0 |
| Washpun | 0-0 | 0-0 | 0-0 | 0-0-0 | 1 | 0 | 0 | 0 | 0 | 0+ | 0 |
| Stokes | 1-4 | 0-0 | 2-4 | 1-1-2 | 1 | 1 | 1 | 0 | 2 | 11 | 4 |
| McRae | 4-6 | 1-3 | 3-4 | 1-5-6 | 5 | 1 | 1 | 1 | 1 | 26 | 12 |
| Team | | | | 4-2-6 | | | | | | | |
| Totals | 24-50 | 5-11 | 22-34 | 12-24-36 | 22 | 14 | 13 | 1 | 4 | 200 | 75 |
| First Half - FG: 15-30 (.500), 3-FG: 4-9 (.444), FT: 7-10 (.700) | | | | | | | | | | | |

| Florida | Total FG-A | 3-Pt. FG-A | FT-A | REB O-D-T | PF | AT | TO | BK | ST | MN | TP |
|---|--------------|--------------|--------------|----------------|-----------|----------|-----------|----------|----------|------------|-----------|
| C-Young | 2-4 | 0-0 | 3-4 | 1-7-8 | 3 | 1 | 2 | 2 | 0 | 36 | 7 |
| F-Murphy | 5-9 | 2-5 | 0-0 | 0-3-3 | 4 | 1 | 3 | 0 | 2 | 27 | 12 |
| G-Boynton | 4-10 | 4-8 | 4-8 | 0-3-3 | 1 | 1 | 2 | 0 | 0 | 35 | 16 |
| G-Walker | 4-9 | 1-6 | 0-1 | 0-1-1 | 2 | 2 | 2 | 0 | 0 | 33 | 9 |
| G-Beal | 2-8 | 1-5 | 11-13 | 2-6-8 | 4 | 3 | 3 | 1 | 2 | 38 | 16 |
| Kurtz | 0-0 | 0-0 | 0-0 | 0-0-0 | 0 | 0 | 0 | 0 | 0 | 0+ | 0 |
| Wilbekin | 3-6 | 3-5 | 0-0 | 2-0-2 | 5 | 1 | 0 | 0 | 1 | 18 | 9 |
| Yequete | 0-0 | 0-0 | 0-0 | 0-0-0 | 0 | 0 | 1 | 1 | 1 | 2 | 0 |
| Prather | 0-0 | 0-0 | 1-2 | 0-2-2 | 5 | 0 | 2 | 1 | 1 | 11 | 1 |
| Pitchford | 0-0 | 0-0 | 0-0 | 0-0-0 | 0 | 0 | 0 | 0 | 0 | 0+ | 0 |
| Team | | | | 1-2-3 | | | | | | | |
| Totals | 20-46 | 11-29 | 19-28 | 6-24-30 | 24 | 9 | 15 | 5 | 7 | 200 | 70 |
| First Half - FG: 9-21 (.429), 3-FG: 4-10 (.400), FT: 8-10 (.800) | | | | | | | | | | | |

| Linescore | 1st | 2nd | Final | Attendance: 12,249 |
|-----------|-----|-----|-------|-------------------------------|
| Tennessee | 41 | 34 | 75 | |
| Florida | 30 | 40 | 70 | Technicals: Tennessee-Washpun |

FLORIDA 98, ARKANSAS 68

FEBRUARY 18, 2012 • BUD WALTON ARENA • FAYETTEVILLE, ARK.

Erving Walker scored a career-high 31 points and the No. 14 Gators ended Arkansas' perfect home record with a 98-68 win. Florida (21-6, 9-3) shot a season-high 58.3 percent from the field, hitting 13-of-23 3-pointers. The loss ended a 17-0 start to the season in Fayetteville for the Razorbacks (17-10, 5-7), who were led by BJ Young's career-high 31 points. It was Arkansas' worst defeat in Bud Walton Arena since it opened in 1993.

| Florida | Total FG-A | 3-Pt. FG-A | FT-A | REB O-D-T | PF | AT | TO | BK | ST | MN | TP |
|---|--------------|--------------|--------------|----------------|-----------|-----------|-----------|----------|----------|------------|-----------|
| F-Murphy | 4-7 | 3-5 | 2-4 | 0-4-4 | 4 | 0 | 0 | 0 | 0 | 22 | 13 |
| C-Young | 2-4 | 0-0 | 0-0 | 1-4-5 | 4 | 1 | 2 | 2 | 1 | 16 | 4 |
| G-Boynton | 6-14 | 3-8 | 10-11 | 1-4-5 | 2 | 2 | 1 | 0 | 0 | 34 | 25 |
| G-Walker | 9-12 | 5-6 | 8-8 | 0-1-1 | 1 | 5 | 0 | 0 | 0 | 30 | 31 |
| G-Beal | 6-8 | 2-4 | 7-8 | 1-8-9 | 3 | 3 | 6 | 2 | 2 | 36 | 21 |
| Kurtz | 0-0 | 0-0 | 0-0 | 0-0-0 | 0 | 0 | 0 | 0 | 0 | 2 | 0 |
| Wilbekin | 0-0 | 0-0 | 0-0 | 0-0-0 | 2 | 2 | 1 | 0 | 0 | 16 | 0 |
| Yequete | 1-2 | 0-0 | 2-3 | 2-9-11 | 2 | 1 | 0 | 0 | 0 | 27 | 4 |
| Prather | 0-0 | 0-0 | 0-0 | 0-0-0 | 0 | 0 | 1 | 0 | 0 | 5 | 0 |
| Larson | 0-1 | 0-0 | 0-0 | 1-2-3 | 4 | 0 | 0 | 0 | 0 | 11 | 0 |
| Pitchford | 0-0 | 0-0 | 0-0 | 0-0-0 | 0 | 0 | 0 | 0 | 0 | 1 | 0 |
| Team | | | | 1-1-2 | | | | | | | |
| Totals | 28-48 | 13-23 | 29-34 | 7-33-40 | 22 | 14 | 11 | 4 | 3 | 200 | 98 |
| First Half - FG: 16-26 (.615), 3-FG: 9-14 (.643), FT: 12-13 (.923) | | | | | | | | | | | |

| Arkansas | Total FG-A | 3-Pt. FG-A | FT-A | REB O-D-T | PF | AT | TO | BK | ST | MN | TP |
|---|--------------|-------------|--------------|----------------|-----------|-----------|----------|----------|----------|------------|-----------|
| F-Abron | 2-5 | 0-0 | 7-9 | 1-0-1 | 4 | 1 | 0 | 0 | 1 | 19 | 11 |
| F-Walthe | 2-6 | 0-1 | 1-2 | 3-4-7 | 3 | 3 | 0 | 2 | 0 | 29 | 5 |
| G-Wade | 2-8 | 2-6 | 0-0 | 1-0-1 | 2 | 3 | 0 | 0 | 1 | 29 | 6 |
| G-Young | 10-19 | 3-6 | 8-12 | 1-3-4 | 3 | 1 | 2 | 0 | 2 | 35 | 31 |
| G-Nobles | 3-8 | 2-4 | 0-2 | 0-4-4 | 5 | 2 | 1 | 0 | 2 | 24 | 8 |
| Madden | 1-6 | 1-4 | 0-0 | 0-1-1 | 2 | 1 | 2 | 0 | 0 | 16 | 3 |
| Scott | 0-1 | 0-1 | 2-2 | 0-0-0 | 2 | 2 | 1 | 0 | 0 | 18 | 2 |
| Haydar | 0-0 | 0-0 | 0-0 | 0-0-0 | 1 | 1 | 0 | 0 | 0 | 8 | 0 |
| Mickelson | 1-3 | 0-0 | 0-2 | 1-0-1 | 4 | 0 | 0 | 2 | 0 | 16 | 2 |
| Mitchell | 0-1 | 0-0 | 0-0 | 0-2-2 | 1 | 0 | 0 | 0 | 0 | 6 | 0 |
| Team | | | | 2-1-3 | | | | | | | |
| Totals | 21-57 | 8-22 | 18-29 | 9-15-24 | 28 | 14 | 7 | 4 | 6 | 200 | 68 |
| First Half - FG: 9-30 (.300), 3-FG: 3-12 (.250), FT: 6-12 (.500) | | | | | | | | | | | |

| Linescore | 1st | 2nd | Final | Attendance: 18,913 |
|-----------|-----|-----|-------|----------------------------------|
| Florida | 53 | 45 | 98 | Technicals: Florida-Walker |
| Arkansas | 27 | 41 | 68 | Technicals: Arkansas-Abron, Team |

FLORIDA 61, ALABAMA 52

FEBRUARY 14, 2012 • COLEMAN COLISEUM • TUSCALOOSA, ALA.

Patric Young took advantage of the Crimson Tide's suspension-depleted frontcourt and scored 19 points to lead the Gators to a 61-52 win Tuesday night. The Gators (20-6, 8-3) scored the first 16 points of the second half to turn a tied score into a comfortable win after losing two straight games. The Tide (16-9, 5-6) had lost two in a row without their top-two scorers and rebounders, who are on indefinite suspension. Erik Murphy and Bradley Beal scored 14 points apiece. Murphy went 4-of-8 from behind the arc while Beal had eight rebounds, three assists, two blocks and two steals.

| Florida | Total FG-A | 3-Pt. FG-A | FT-A | REB O-D-T | PF | AT | TO | BK | ST | MN | TP |
|---|--------------|-------------|--------------|-----------------|-----------|-----------|-----------|----------|----------|------------|-----------|
| C-Young | 9-12 | 0-0 | 1-1 | 2-1-3 | 5 | 0 | 2 | 0 | 0 | 22 | 19 |
| F-Murphy | 5-11 | 4-8 | 0-0 | 1-4-5 | 4 | 1 | 1 | 1 | 4 | 31 | 14 |
| G-Boynton | 2-8 | 1-6 | 4-4 | 0-2-2 | 0 | 2 | 0 | 0 | 2 | 39 | 9 |
| G-Walker | 1-6 | 0-4 | 3-5 | 1-1-2 | 1 | 7 | 4 | 0 | 0 | 37 | 5 |
| G-Beal | 4-12 | 1-3 | 5-6 | 1-7-8 | 1 | 3 | 2 | 2 | 2 | 38 | 14 |
| Wilbekin | 0-1 | 0-0 | 0-0 | 2-0-2 | 2 | 0 | 1 | 0 | 0 | 22 | 0 |
| Prather | 0-0 | 0-0 | 0-0 | 0-0-0 | 1 | 0 | 1 | 0 | 0 | 3 | 0 |
| Larson | 0-2 | 0-0 | 0-0 | 2-1-3 | 3 | 0 | 1 | 0 | 0 | 8 | 0 |
| Team | | | | 3-4-7 | | | | | | | |
| Totals | 21-52 | 6-21 | 13-16 | 12-20-32 | 17 | 13 | 13 | 3 | 8 | 200 | 61 |
| First Half - FG: 8-26 (.308), 3-FG: 3-12 (.250), FT: 7-7 (1.000) | | | | | | | | | | | |

| Alabama | Total FG-A | 3-Pt. FG-A | FT-A | REB O-D-T | PF | AT | TO | BK | ST | MN | TP |
|--|--------------|-------------|--------------|-----------------|-----------|----------|-----------|----------|----------|------------|-----------|
| F-Jacobs | 1-3 | 0-0 | 0-0 | 0-1-1 | 2 | 0 | 2 | 0 | 0 | 7 | 2 |
| G-Relleford | 3-6 | 1-3 | 1-4 | 1-1-2 | 4 | 2 | 1 | 0 | 3 | 33 | 8 |
| G-Randolph | 1-3 | 1-2 | 0-2 | 2-7-9 | 1 | 0 | 0 | 2 | 0 | 19 | 3 |
| G-Cooper | 2-9 | 1-4 | 0-0 | 1-2-3 | 2 | 1 | 4 | 0 | 1 | 24 | 5 |
| G-Steele | 4-8 | 0-1 | 3-4 | 1-4-5 | 3 | 3 | 3 | 1 | 1 | 31 | 11 |
| Hankerson | 2-6 | 1-3 | 4-6 | 1-2-3 | 2 | 0 | 0 | 0 | 0 | 23 | 9 |
| Lacey | 3-6 | 0-3 | 0-0 | 0-2-2 | 1 | 2 | 2 | 0 | 1 | 28 | 6 |
| Engstrom | 1-1 | 0-0 | 2-4 | 0-0-0 | 1 | 0 | 2 | 1 | 0 | 15 | 4 |
| Eblen | 0-0 | 0-0 | 0-0 | 0-0-0 | 1 | 0 | 1 | 0 | 0 | 5 | 0 |
| Gueve | 1-3 | 0-0 | 2-4 | 2-2-4 | 1 | 1 | 2 | 0 | 0 | 15 | 4 |
| Team | | | | 4-1-5 | | | | | | | |
| Totals | 18-45 | 4-16 | 12-24 | 12-22-34 | 18 | 9 | 18 | 4 | 6 | 200 | 52 |
| First Half - FG: 10-17 (.588), 3-FG: 3-5 (.600), FT: 3-6 (.500) | | | | | | | | | | | |

| Linescore | 1st | 2nd | Final | Attendance: 12,187 |
|-----------|-----|-----|-------|--------------------------|
| Florida | 26 | 35 | 61 | Technicals: Florida-Beal |
| Alabama | 26 | 26 | 52 | |

FLORIDA 63, AUBURN 47

FEBRUARY 21, 2012 • O'CONNELL CENTER • GAINESVILLE, FLA.

No. 12 Florida (22-6, 10-3) used a hot shooting night and a huge, second-half run to overcome 18 turnovers and beat Auburn 63-47 Tuesday night. Kenny Boynton scored 20 points on 7-of-11 shooting, including 6-of-9 from 3-point range. Florida shot 53.5 percent from the field, including 11-of-21 from 3-point range against Auburn (14-13, 4-9).

| Auburn | Total FG-A | 3-Pt. FG-A | FT-A | REB O-D-T | PF | AT | TO | BK | ST | MN | TP |
|---------------|--------------|-------------|-------------|-----------------|-----------|-----------|----|----|----|----|----|
| F-Payne | 3-8 | 1-2 | 0-0 | 2-6-8 | 1 | 0 | 2 | 0 | 0 | 31 | 7 |
| F-Gabriel | 3-9 | 2-4 | 0-0 | 1-2-3 | 1 | 1 | 2 | 2 | 1 | 20 | 8 |
| C-Chubb | 0-3 | 0-0 | 0-0 | 1-0-1 | 4 | 0 | 0 | 0 | 0 | 23 | 0 |
| G-Wallace | 0-1 | 0-0 | 1-2 | 0-1-1 | 2 | 3 | 1 | 0 | 0 | 20 | 1 |
| G-Sullivan | 2-10 | 2-6 | 0-0 | 0-1-1 | 2 | 1 | 0 | 0 | 1 | 31 | 6 |
| Ward | 2-7 | 0-3 | 2-5 | 1-1-2 | 1 | 3 | 1 | 0 | 0 | 23 | 6 |
| Denson | 2-5 | 1-1 | 1-2 | 0-1-1 | 1 | 2 | 1 | 0 | 1 | 18 | 6 |
| Johnson | 1-2 | 0-1 | 0-0 | 0-0-0 | 0 | 0 | 0 | 0 | 0 | 6 | 2 |
| Forbes | 5-9 | 0-0 | 1-2 | 5-1-6 | 3 | 0 | 2 | 1 | 3 | 27 | 11 |
| Kouassi | 0-0 | 0-0 | 0-0 | 0-0-0 | 2 | 0 | 0 | 0 | 0 | 1 | 0 |
| Team | | | | 1-0-1 | | | | | | | |
| Totals | 18-54 | 6-17 | 5-11 | 11-13-24 | 17 | 10 | | | | | |

FLORIDA BASKETBALL 2011-12 RECAPS

GEORGIA 76, FLORIDA 62

FEBRUARY 25, 2012 • STEGEMAN COLISEUM • ATHENS, GA.

Georgia freshman Kentavious Caldwell-Pope scored 18 to lead five Bulldogs in double figures as Georgia earned a split in the season series while shooting .529 from the floor and limiting Florida to a season-low five 3-pointers. Bradley Beal earned a double-double with 19 points and 12 rebounds, while Erving Walker added 14 and Kenny Boynton had 11 in the losing effort. Florida did not lead in the game and in fact trailed even before the opening tip. The Gators were assessed a technical foul for a dunk during warmups and Gerald Robinson hit two free throws to give Georgia a 2-0 lead before the jump. The Bulldogs' lead swelled to 16 in the second half, but the Gators cut the lead to five just inside the two-minute mark. However, Georgia ended the game on a 9-0 run.

| Florida | Total FG-A | 3-Pt. FG-A | FT-A | REB O-D-T | PF | AT | TO | BK | ST | MN | TP |
|------------------|--------------|------------|-------------|-----------|-------------|----|----|----|----|-----|----|
| F-Murphy | 1-6 | 0-5 | 0-0 | 1-1-2 | 1 | 1 | 1 | 0 | 0 | 21 | 2 |
| C-Young | 4-9 | 0-0 | 0-0 | 5-6-11 | 4 | 0 | 3 | 1 | 1 | 30 | 8 |
| G-Boynton | 4-11 | 3-7 | 0-0 | 0-2-2 | 2 | 2 | 4 | 0 | 3 | 35 | 11 |
| G-Walker | 4-11 | 2-4 | 4-4 | 2-0-2 | 2 | 1 | 0 | 0 | 0 | 31 | 14 |
| G-Beal | 5-12 | 0-4 | 9-10 | 4-8-12 | 3 | 2 | 0 | 1 | 1 | 37 | 19 |
| Rosario | 3-9 | 0-3 | 0-1 | 0-0-0 | 2 | 1 | 0 | 0 | 0 | 15 | 6 |
| Wilbekin | 0-1 | 0-0 | 0-0 | 1-2-3 | 1 | 1 | 0 | 0 | 0 | 22 | 0 |
| Prather | 1-1 | 0-0 | 0-0 | 0-0-0 | 4 | 0 | 2 | 0 | 0 | 7 | 2 |
| Larson | 0-0 | 0-0 | 0-0 | 0-1-1 | 0 | 0 | 1 | 0 | 0 | 2 | 0 |
| Team | | | | 2-1-3 | | | | | | | |
| Totals | 22-60 | 5-23 | 13-15 | 15-21-36 | 19 | 8 | 11 | 2 | 5 | 200 | 62 |
| First Half - FG: | 10-29 (.345) | 3-FG: | 3-12 (.250) | FT: | 4-4 (1.000) | | | | | | |

| Georgia | Total FG-A | 3-Pt. FG-A | FT-A | REB O-D-T | PF | AT | TO | BK | ST | MN | TP |
|------------------|--------------|------------|------------|-----------|------------|----|----|----|----|-----|----|
| F-Thornton | 2-7 | 0-3 | 0-2 | 2-1-3 | 4 | 1 | 3 | 0 | 0 | 28 | 4 |
| F-D. Williams | 4-6 | 0-0 | 3-4 | 1-3-4 | 1 | 0 | 1 | 6 | 0 | 33 | 11 |
| F-Djursic | 5-8 | 1-2 | 1-2 | 2-5-7 | 1 | 2 | 0 | 0 | 0 | 20 | 12 |
| G-Caldwell-Pope | 8-13 | 2-6 | 0-0 | 0-5-5 | 3 | 0 | 2 | 0 | 4 | 35 | 18 |
| G-Robinson | 4-11 | 1-5 | 6-6 | 0-4-4 | 1 | 7 | 1 | 0 | 1 | 36 | 15 |
| Ware | 2-4 | 2-3 | 5-6 | 0-4-4 | 2 | 6 | 2 | 0 | 3 | 30 | 11 |
| V. Williams | 0-0 | 0-0 | 0-0 | 0-1-1 | 2 | 0 | 1 | 0 | 0 | 2 | 0 |
| Brantley | 1-1 | 1-1 | 0-0 | 0-0-0 | 0 | 0 | 0 | 0 | 0 | 9 | 3 |
| Florusus | 1-1 | 0-0 | 0-1 | 0-0-0 | 1 | 0 | 0 | 0 | 0 | 7 | 2 |
| Team | | | | 0-2-2 | | | | | | | |
| Totals | 27-51 | 7-20 | 15-21 | 5-25-30 | 15 | 16 | 10 | 6 | 8 | 200 | 76 |
| First Half - FG: | 14-26 (.538) | 3-FG: | 2-7 (.286) | FT: | 6-9 (.667) | | | | | | |

| Linescore | 1st | 2nd | Final | Attendance |
|-----------|-----|-----|-------|--|
| Florida | 27 | 35 | 62 | 10,265 |
| Georgia | 36 | 40 | 76 | Technical: Administrative on UF before the game (dunking in warmups) |

KENTUCKY 74, FLORIDA 59

MARCH 4, 2012 • O'CONNELL CENTER • GAINESVILLE, FLA.

Kentucky freshman Anthony Davis had 22 points, 12 rebounds and six blocks and Terrence Jones added 19 points as the Wildcats capped a perfect season in league play with a 74-59 victory over No. 16 Florida. Kentucky (30-1, 16-0) extended its winning streak to 22 games and secured its hold on a No. 1 seed in the NCAA tournament. Patric Young led Florida (22-9, 10-6) with 21 points while Erik Murphy added 14 points and eight rebounds. Guards Kenny Boynton, Erving Walker and Bradley Beal combined for 6-of-29 shooting and the Gators shot a perfect 11-of-11 from the free throw line.

| Kentucky | Total FG-A | 3-Pt. FG-A | FT-A | REB O-D-T | PF | AT | TO | BK | ST | MN | TP |
|------------------|--------------|------------|------------|-----------|------------|----|----|----|----|-----|----|
| F-Jones | 9-13 | 1-1 | 0-1 | 2-2-4 | 1 | 1 | 0 | 3 | 2 | 36 | 19 |
| F-Kidd-Gilchrist | 3-7 | 0-1 | 1-2 | 4-4-8 | 2 | 4 | 2 | 0 | 2 | 36 | 7 |
| F-Davis | 9-13 | 1-2 | 3-4 | 3-9-12 | 1 | 0 | 1 | 6 | 0 | 36 | 22 |
| G-Lamb | 2-7 | 1-3 | 0-0 | 0-1-1 | 2 | 1 | 0 | 0 | 0 | 34 | 5 |
| G-Teague | 4-9 | 1-2 | 3-4 | 0-2-2 | 3 | 4 | 1 | 0 | 1 | 33 | 12 |
| Miller | 3-7 | 0-2 | 0-0 | 0-1-1 | 0 | 0 | 2 | 0 | 2 | 17 | 6 |
| Wiltjer | 1-3 | 1-1 | 0-0 | 1-1-2 | 0 | 1 | 0 | 0 | 0 | 8 | 3 |
| Team | | | | 1-5-6 | | | | | | | |
| Totals | 31-59 | 5-12 | 7-11 | 11-25-36 | 9 | 11 | 6 | 9 | 7 | 200 | 74 |
| First Half - FG: | 19-35 (.543) | 3-FG: | 2-6 (.333) | FT: | 0-1 (.000) | | | | | | |

| Florida | Total FG-A | 3-Pt. FG-A | FT-A | REB O-D-T | PF | AT | TO | BK | ST | MN | TP |
|------------------|--------------|------------|-------------|-----------|-------------|----|----|----|----|-----|----|
| F-Murphy | 4-9 | 2-5 | 4-4 | 2-6-8 | 1 | 2 | 1 | 0 | 0 | 36 | 14 |
| C-Young | 10-15 | 0-0 | 1-1 | 5-4-9 | 1 | 0 | 0 | 0 | 0 | 35 | 21 |
| G-Wilbekin | 0-0 | 0-0 | 0-0 | 0-1-1 | 2 | 1 | 1 | 1 | 0 | 22 | 0 |
| G-Walker | 3-11 | 2-7 | 0-0 | 0-1-1 | 3 | 5 | 3 | 0 | 0 | 36 | 8 |
| G-Beal | 1-10 | 1-5 | 2-2 | 1-6-7 | 3 | 4 | 1 | 1 | 2 | 36 | 5 |
| Boynton | 2-8 | 1-5 | 2-2 | 0-1-1 | 0 | 2 | 0 | 0 | 1 | 25 | 7 |
| Rosario | 1-2 | 0-0 | 2-2 | 0-1-1 | 0 | 0 | 1 | 0 | 0 | 7 | 4 |
| Prather | 0-0 | 0-0 | 0-0 | 0-0-0 | 0 | 0 | 0 | 0 | 0 | 3 | 0 |
| Team | | | | 1-1-2 | | | | | | | |
| Totals | 21-55 | 6-22 | 11-11 | 9-21-30 | 10 | 14 | 7 | 2 | 3 | 200 | 59 |
| First Half - FG: | 12-28 (.429) | 3-FG: | 4-11 (.364) | FT: | 4-4 (1.000) | | | | | | |

| Linescore | 1st | 2nd | Final | Attendance |
|-----------|-----|-----|-------|-----------------|
| Kentucky | 40 | 34 | 74 | 12,113 |
| Florida | 32 | 27 | 59 | Technical: None |

VANDERBILT 77, FLORIDA 67

FEBRUARY 28, 2012 • MEMORIAL GYM • NASHVILLE, TENN.

Vanderbilt beat No. 13 Florida 77-67 on Tuesday night to clinch a first-round bye in the Southeastern Conference tournament. The Commodores (21-9, 10-5) outshot the nation's top 3-point shooting team and are tied with Florida for second in the SEC with one game left in the regular season. Bradley Beal scored 16 points, Erving Walker 15 and Kenny Boynton 11 for Florida (22-8, 10-5), which has lost two straight since losing Will Yegute to a broken left foot. The Gators still have the opportunity to claim sole possession of second-place in the SEC if they beat No. 1 Kentucky on Sunday in the O'Dome.

| Florida | Total FG-A | 3-Pt. FG-A | FT-A | REB O-D-T | PF | AT | TO | BK | ST | MN | TP |
|------------------|--------------|------------|------------|-----------|------------|----|----|----|----|-----|----|
| C-Young | 2-3 | 0-0 | 0-1 | 5-3-8 | 3 | 0 | 2 | 0 | 0 | 25 | 4 |
| F-Murphy | 4-6 | 1-1 | 0-0 | 4-1-5 | 3 | 1 | 2 | 0 | 0 | 26 | 9 |
| G-Boynton | 4-11 | 3-8 | 0-0 | 2-1-3 | 2 | 0 | 2 | 0 | 0 | 29 | 11 |
| G-Walker | 6-14 | 1-5 | 2-2 | 0-5-5 | 3 | 3 | 2 | 0 | 2 | 34 | 15 |
| G-Beal | 6-13 | 1-4 | 3-6 | 1-4-5 | 3 | 0 | 1 | 2 | 3 | 36 | 16 |
| Rosario | 1-6 | 1-5 | 2-2 | 0-0-0 | 3 | 2 | 0 | 0 | 2 | 25 | 5 |
| Wilbekin | 2-2 | 1-1 | 0-0 | 0-0-0 | 2 | 1 | 0 | 0 | 0 | 17 | 5 |
| Prather | 1-3 | 0-0 | 0-0 | 0-0-0 | 2 | 0 | 0 | 0 | 0 | 8 | 2 |
| Larson | 0-0 | 0-0 | 0-0 | 0-0-0 | 0 | 0 | 0 | 0 | 0 | 0 | 0 |
| Team | | | | 1-2-3 | | | | | | | |
| Totals | 26-58 | 8-24 | 7-11 | 13-16-29 | 21 | 7 | 9 | 2 | 7 | 200 | 67 |
| First Half - FG: | 11-26 (.423) | 3-FG: | 3-7 (.429) | FT: | 2-4 (.500) | | | | | | |

| Vanderbilt | Total FG-A | 3-Pt. FG-A | FT-A | REB O-D-T | PF | AT | TO | BK | ST | MN | TP |
|------------------|--------------|------------|-------------|-----------|------------|----|----|----|----|-----|----|
| F-Goulbourne | 2-5 | 0-1 | 2-2 | 2-0-2 | 1 | 2 | 2 | 0 | 0 | 23 | 6 |
| F-Taylor | 5-13 | 4-8 | 4-9 | 2-4-6 | 1 | 3 | 3 | 0 | 0 | 35 | 18 |
| C-Ezell | 4-5 | 0-0 | 3-5 | 1-3-4 | 5 | 0 | 1 | 2 | 1 | 20 | 11 |
| G-Tinsley | 0-1 | 0-1 | 6-6 | 0-4-4 | 3 | 4 | 1 | 0 | 1 | 24 | 6 |
| G-Jenkins | 7-10 | 6-9 | 2-2 | 0-2-2 | 0 | 1 | 1 | 0 | 0 | 32 | 22 |
| Johnson | 2-4 | 1-2 | 2-2 | 0-0-0 | 1 | 3 | 3 | 0 | 1 | 27 | 7 |
| Smart | 0-0 | 0-0 | 0-0 | 0-0-0 | 0 | 0 | 0 | 0 | 0 | 0 | 0 |
| Noll | 0-0 | 0-0 | 0-0 | 0-0-0 | 0 | 0 | 0 | 0 | 0 | 0 | 0 |
| Parker | 1-1 | 0-0 | 0-0 | 0-1-1 | 2 | 1 | 0 | 0 | 0 | 11 | 2 |
| Tchiengang | 1-3 | 0-1 | 0-0 | 1-2-3 | 0 | 0 | 0 | 0 | 0 | 15 | 2 |
| Moats | 0-0 | 0-0 | 0-0 | 0-0-0 | 0 | 0 | 0 | 0 | 0 | 0 | 0 |
| Siakam | 0-0 | 0-0 | 0-0 | 0-0-0 | 0 | 0 | 0 | 0 | 0 | 0 | 0 |
| Odum | 1-2 | 1-2 | 0-0 | 0-1-1 | 0 | 0 | 0 | 0 | 0 | 13 | 3 |
| Team | | | | 2-3-5 | | | | | | | |
| Totals | 23-44 | 12-24 | 19-26 | 8-20-28 | 13 | 14 | 12 | 2 | 3 | 200 | 77 |
| First Half - FG: | 12-25 (.480) | 3-FG: | 6-13 (.462) | FT: | 0-3 (.000) | | | | | | |

| Linescore | 1st | 2nd | Final | Attendance |
|------------|-----|-----|-------|-----------------|
| Florida | 27 | 40 | 67 | 14,316 |
| Vanderbilt | 30 | 47 | 77 | Technical: None |

FLORIDA 66, ALABAMA 63

MARCH 9, 2012 • NEW ORLEANS ARENA • NEW ORLEANS, LA. • SEC QUARTERFINAL

The Gators (23-9) snapped a three-game losing streak, beating Alabama (21-11), 66-63, in the SEC Tournament quarterfinals on Friday afternoon at New Orleans Arena. Bradley Beal led three Gators in double-figure scoring with 16 points, while also grabbing a team-high seven rebounds and dishing out a team-best five assists. Erik Murphy had 15 points and Boynton finished with 14, 11 of which came in the second half. Florida advanced to face No. 1-ranked Kentucky in the SEC semifinal in what will be the third meeting between the two teams this season.

| Alabama | Total FG-A | 3-Pt. FG-A | FT-A | REB O-D-T | PF | AT | TO | BK | ST | MN | TP |
|------------------|--------------|------------|------------|-----------|------------|----|----|----|----|-----|----|
| F-Green | 7-14 | 0-0 | 8-9 | 2-8-10 | 3 | 4 | 2 | 1 | 0 | 30 | 22 |
| F-Jacobs | 3-4 | 0-0 | 0-0 | 1-2-3 | 2 | 0 | 1 | 0 | 0 | 27 | 6 |
| G-Refelord | 5-6 | 1-2 | 1-2 | 0-1-1 | 3 | 3 | 0 | 0 | 1 | 36 | 12 |
| G-Randolph | 3-6 | 1-2 | 1-2 | 0-1-1 | 1 | 1 | 2 | 0 | 0 | 24 | 8 |
| G-Steele | 1-2 | 0-0 | 0-0 | 0-6-6 | 4 | 3 | 1 | 0 | 0 | 34 | 2 |
| Hankerson | 0-2 | 0-0 | 0-0 | 0-3-3 | 0 | 0 | 0 | 0 | 0 | 9 | 0 |
| Lacey | 4-9 | 1-3 | 2-3 | 1-2-3 | 1 | 2 | 2 | 0 | 0 | 28 | 11 |
| Engstrom | 0-0 | 0-0 | 0-0 | 0-2-2 | 2 | 0 | 2 | 0 | 0 | 6 | 0 |
| Cooper | 1-2 | 0-1 | 0-0 | 1-0-1 | 1 | 0 | 0 | 0 | 0 | 6 | 2 |
| Team | | | | 1-1-2 | | | | | | | |
| Totals | 24-45 | 3-8 | 12-16 | 6-26-32 | 17 | 13 | 11 | 1 | 1 | 200 | 63 |
| First Half - FG: | 11-22 (.500) | 3-FG: | 1-4 (.250) | FT: | 1-2 (.500) | | | | | | |

| Florida | Total FG-A | 3-Pt. FG-A | FT-A | REB O-D-T | PF | AT | TO | BK | ST | MN | TP |
|-----------|------------|------------|------|-----------|----|----|----|----|----|----|----|
| F-Murphy | 5-11 | 1-5 | 4-4 | 1-2-3 | 2 | 1 | 0 | 3 | 0 | 31 | 15 |
| C-Young | 3-7 | 0-0 | 0-0 | 3-2-5 | 5 | 1 | 0 | 1 | 0 | 27 | 6 |
| G-Boynton | 3-9 | 3-7 | 5-5 | 1-3-4 | 0 | 2 | 0 | 2 | 0 | 29 | 14 |
| G-Walker | 3-9 | 1-5 | 0-1 | 0-2-2 | 1 | 4 | 1 | 0 | 2 | 34 | 7 |
| G-Beal | 3-11 | 3-9 | | | | | | | | | |

FLORIDA BASKETBALL 2011-12 RECAPS

KENTUCKY 74, FLORIDA 71

MARCH 10, 2012 • NEW ORLEANS ARENA • NEW ORLEANS, LA. • SEC SEMIFINAL

Top-ranked Kentucky (32-1) took advantage of UF's second-half scoring drought by scoring 14 straight points, then held off the Gators with offensive rebounds and free throws down the stretch for a 74-71 victory in the semifinals of the Southeastern Conference Tournament at New Orleans Arena. Florida (23-10) was led by Erik Murphy, who poured in a career-high 24 points, and Bradley Beal, who scored 20 points, grabbed eight rebounds and carded five assists.

| Florida | Total FG-A | 3-Pt. FG-A | FT-A | REB O-D-T | PF | AT | TO | BK | ST | MN | TP |
|--|--------------|--------------|------------|----------------|-----------|-----------|----------|----------|----------|------------|-----------|
| F-Murphy | 9-12 | 4-4 | 2-2 | 1-2-3 | 4 | 0 | 1 | 0 | 0 | 32 | 24 |
| C-Young | 5-9 | 0-0 | 0-0 | 3-2-5 | 2 | 1 | 1 | 0 | 0 | 27 | 10 |
| G-Boynton | 1-9 | 0-4 | 0-0 | 0-1-1 | 2 | 4 | 1 | 0 | 0 | 33 | 2 |
| G-Walker | 3-10 | 2-5 | 0-0 | 0-1-1 | 1 | 4 | 1 | 0 | 1 | 34 | 8 |
| G-Beal | 8-15 | 4-7 | 0-0 | 2-6-8 | 2 | 5 | 0 | 1 | 1 | 37 | 20 |
| Rosario | 0-0 | 0-0 | 0-0 | 0-0-0 | 0 | 0 | 1 | 0 | 0 | 2 | 0 |
| Wilbekin | 2-3 | 1-2 | 0-0 | 0-2-2 | 2 | 4 | 1 | 0 | 1 | 19 | 5 |
| Prather | 1-2 | 0-0 | 0-0 | 0-1-1 | 2 | 0 | 2 | 0 | 0 | 8 | 2 |
| Larson | 0-0 | 0-0 | 0-0 | 0-1-1 | 0 | 0 | 0 | 0 | 0 | 8 | 0 |
| Team | | | | 1-2-3 | | | | | | | |
| Totals | 29-60 | 11-22 | 2-2 | 7-18-25 | 15 | 18 | 8 | 1 | 3 | 200 | 71 |
| First Half - FG: 16-33 (.485), 3-FG: 5-11 (.455), FT: 2-2 (1.000) | | | | | | | | | | | |

| Kentucky | Total FG-A | 3-Pt. FG-A | FT-A | REB O-D-T | PF | AT | TO | BK | ST | MN | TP |
|--|--------------|-------------|--------------|---------------------------|----------|-----------|----------|----------|----------|------------|-----------|
| F-Jones | 5-13 | 1-3 | 4-4 | 4-5-9 | 1 | 1 | 1 | 0 | 1 | 33 | 15 |
| F-Kidd-Gilchrist | 3-5 | 0-1 | 4-6 | 5-3-8 | 2 | 1 | 1 | 1 | 1 | 39 | 10 |
| F-Davis | 6-13 | 1-2 | 2-4 | 5-7-12 | 1 | 3 | 0 | 2 | 1 | 37 | 15 |
| G-Lamb | 6-14 | 2-5 | 2-2 | 0-2-2 | 1 | 0 | 0 | 0 | 0 | 36 | 16 |
| G-Teague | 6-9 | 0-1 | 3-4 | 1-2-3 | 1 | 5 | 3 | 0 | 1 | 35 | 15 |
| Miller | 0-3 | 0-2 | 0-0 | 0-1-1 | 2 | 3 | 1 | 1 | 1 | 13 | 0 |
| Wittier | 1-3 | 1-3 | 0-0 | 0-1-1 | 0 | 1 | 0 | 0 | 0 | 7 | 3 |
| Team | | | | 1-2-3 | | | | | | | |
| Totals | 27-60 | 5-17 | 15-20 | 16-23-39 | 8 | 14 | 6 | 4 | 5 | 200 | 74 |
| First Half - FG: 18-31 (.581), 3-FG: 3-9 (.333), FT: 1-2 (.500) | | | | | | | | | | | |
| Linescore | 1st | 2nd | Final | | | | | | | | |
| Florida | 39 | 32 | 71 | Attendance: 18,523 | | | | | | | |
| Kentucky | 40 | 34 | 74 | Technical: None | | | | | | | |

FLORIDA 71, VIRGINIA 45

MARCH 16, 2012 • CENTURYLINK CENTER • OMAHA, NEB. • NCAA 2ND ROUND

Casey Prather scored a career-high 14 points on a rare day Florida's 3-point shooters went cold, and the Gators had no trouble beating the Cavaliers (22-10), 71-45, Friday in the NCAA West Regional. Prather, playing the game of his collegiate life, popped off the bench to score a career-high 14 points on 6-for-7 shooting and tally four rebounds. Freshman guard Bradley Beal, who ducked down and acquiesced to Prather on that alley-oop play, scored 14 points and grabbed 11 rebounds. Sophomore center Patric Young was a perfect 6-for-6 from the floor, finishing with 13 points and seven rebounds. Florida (24-10) out rebounded Virginia, 39-23.

| Virginia | Total FG-A | 3-Pt. FG-A | FT-A | REB O-D-T | PF | AT | TO | BK | ST | MN | TP |
|---|--------------|-------------|-------------|----------------|-----------|-----------|-----------|----------|----------|------------|-----------|
| F-Scott | 6-10 | 0-0 | 3-4 | 0-6-6 | 3 | 1 | 3 | 0 | 3 | 32 | 15 |
| F-Mitchell | 2-5 | 0-0 | 0-2 | 1-4-5 | 0 | 1 | 0 | 0 | 0 | 32 | 4 |
| F-Evans | 4-6 | 0-0 | 0-0 | 0-1-1 | 2 | 5 | 3 | 0 | 0 | 38 | 8 |
| G-Harris | 2-9 | 0-5 | 3-4 | 0-3-3 | 2 | 0 | 1 | 1 | 0 | 35 | 7 |
| G-Zeglinski | 3-11 | 2-10 | 0-0 | 0-4-4 | 4 | 5 | 3 | 0 | 2 | 37 | 8 |
| Brownman | 0-0 | 0-0 | 0-0 | 0-1-1 | 0 | 0 | 2 | 0 | 0 | 2 | 0 |
| Jespersion | 1-5 | 1-3 | 0-0 | 1-0-1 | 1 | 0 | 0 | 0 | 0 | 19 | 3 |
| Atkins | 0-1 | 0-0 | 0-0 | 0-0-0 | 3 | 0 | 1 | 0 | 0 | 5 | 0 |
| Team | | | | 0-2-2 | | | | | | | |
| Totals | 18-47 | 3-18 | 6-10 | 2-21-23 | 15 | 12 | 13 | 1 | 5 | 200 | 45 |
| First Half - FG: 9-24 (.375), 3-FG: 0-7 (.000), FT: 4-6 (.667) | | | | | | | | | | | |

| Florida | Total FG-A | 3-Pt. FG-A | FT-A | REB O-D-T | PF | AT | TO | BK | ST | MN | TP |
|---|--------------|-------------|--------------|---------------------------|-----------|-----------|-----------|----------|----------|------------|-----------|
| F-Murphy | 2-6 | 1-5 | 0-0 | 1-2-3 | 2 | 1 | 3 | 0 | 1 | 24 | 5 |
| C-Young | 6-6 | 0-0 | 1-2 | 3-4-7 | 3 | 1 | 1 | 0 | 0 | 22 | 13 |
| G-Boynton | 3-10 | 0-5 | 2-3 | 0-5-1 | 1 | 2 | 3 | 0 | 2 | 27 | 8 |
| G-Walker | 3-8 | 0-2 | 3-4 | 0-4-4 | 1 | 2 | 2 | 0 | 1 | 31 | 9 |
| G-Beal | 5-8 | 1-4 | 3-4 | 3-8-11 | 1 | 1 | 2 | 0 | 1 | 32 | 14 |
| Rosario | 1-4 | 0-3 | 1-2 | 0-1-1 | 0 | 2 | 1 | 0 | 0 | 12 | 3 |
| Wilbekin | 1-2 | 1-2 | 0-0 | 0-1-1 | 0 | 2 | 0 | 0 | 1 | 22 | 3 |
| Prather | 6-7 | 1-1 | 1-2 | 2-2-4 | 2 | 0 | 0 | 0 | 0 | 22 | 14 |
| Larson | 0-0 | 0-0 | 0-0 | 0-0-0 | 0 | 0 | 0 | 0 | 0 | 6 | 0 |
| Pitchford | 1-2 | 0-1 | 0-0 | 0-0-0 | 0 | 0 | 0 | 0 | 0 | 2 | 2 |
| Team | | | | 0-3-3 | | | | | | | |
| Totals | 28-53 | 4-23 | 11-17 | 9-30-39 | 10 | 11 | 12 | 0 | 6 | 200 | 71 |
| First Half - FG: 12-30 (.400), 3-FG: 1-15 (.067), FT: 5-7 (.714) | | | | | | | | | | | |
| Linescore | 1st | 2nd | Final | | | | | | | | |
| Virginia | 22 | 23 | 45 | Attendance: 16,829 | | | | | | | |
| Florida | 30 | 41 | 71 | Technical: None | | | | | | | |

FLORIDA 84, NORFOLK STATE 50

MARCH 18, 2012 • CENTURYLINK CENTER • OMAHA, NEB. • NCAA 3RD ROUND

The Gators are headed to the Sweet 16 for the second straight year and the fourth time in the past seven years, after a 84-50 drubbing of 15-seed Norfolk State (26-10). Kenny Boynton led five Gators in double-figures with 20 points, mixing three-point shots while also attacking the basket. Erving Walker had 15 points and Bradley Beal had 14 points for the Gators (25-10). Florida dominated the glass, 48-31, most of which came in the first half when the Gators out-rebounded Norfolk State 27-13 in building a 29-point halftime lead. Boynton and Beal had eight rebounds each and Erik Murphy had seven.

| Norfolk State | Total FG-A | 3-Pt. FG-A | FT-A | REB O-D-T | PF | AT | TO | BK | ST | MN | TP |
|--|--------------|-------------|--------------|-----------------|-----------|----------|----------|----------|----------|------------|-----------|
| F-Tamames | 4-12 | 2-5 | 2-2 | 3-2-5 | 1 | 1 | 1 | 0 | 0 | 26 | 12 |
| F-O'Quinn | 1-9 | 0-2 | 2-2 | 1-2-3 | 4 | 1 | 0 | 1 | 0 | 24 | 4 |
| G-Williams | 2-7 | 1-4 | 0-2 | 0-3-3 | 2 | 2 | 0 | 0 | 0 | 29 | 5 |
| G-McCauley | 1-3 | 0-1 | 1-1 | 2-0-2 | 3 | 1 | 1 | 0 | 0 | 19 | 3 |
| F-McEachin | 1-11 | 1-5 | 2-2 | 1-0-1 | 3 | 1 | 3 | 1 | 1 | 19 | 5 |
| Johnson | 2-4 | 0-1 | 0-0 | 2-3-5 | 1 | 1 | 2 | 0 | 0 | 14 | 4 |
| Lila-St. Rose | 1-4 | 0-2 | 0-0 | 0-0-0 | 0 | 1 | 0 | 0 | 0 | 5 | 2 |
| Fuentes | 0-1 | 0-0 | 0-0 | 0-3-3 | 2 | 1 | 1 | 0 | 0 | 15 | 0 |
| Pugh | 2-4 | 0-1 | 0-0 | 0-0-0 | 1 | 0 | 0 | 0 | 0 | 10 | 4 |
| Weathers | 0-1 | 0-1 | 0-0 | 0-1-1 | 0 | 0 | 0 | 0 | 0 | 4 | 0 |
| Brown | 0-1 | 0-1 | 0-0 | 0-0-0 | 0 | 0 | 0 | 0 | 1 | 3 | 0 |
| Goode | 0-1 | 0-0 | 0-0 | 0-1-1 | 1 | 0 | 0 | 0 | 0 | 5 | 0 |
| Wheelless | 2-4 | 0-1 | 0-0 | 2-1-3 | 1 | 0 | 0 | 0 | 0 | 13 | 4 |
| Maye | 0-0 | 0-0 | 0-0 | 0-0-0 | 0 | 0 | 0 | 0 | 0 | 2 | 0 |
| Rogers | 2-4 | 0-0 | 3-4 | 2-1-3 | 2 | 0 | 0 | 1 | 0 | 12 | 7 |
| Team | | | | 1-0-1 | | | | | | | |
| Totals | 18-66 | 4-24 | 10-13 | 14-17-31 | 21 | 9 | 8 | 3 | 3 | 200 | 50 |
| First Half - FG: 8-31 (.258), 3-FG: 2-12 (.167), FT: 1-3 (.333) | | | | | | | | | | | |

| Florida | Total FG-A | 3-Pt. FG-A | FT-A | REB O-D-T | PF | AT | TO | BK | ST | MN | TP |
|--|--------------|--------------|--------------|------------------------------------|-----------|-----------|-----------|----------|----------|------------|-----------|
| F-Murphy | 4-9 | 2-5 | 0-0 | 3-5-8 | 3 | 1 | 2 | 1 | 0 | 28 | 10 |
| C-Young | 2-3 | 0-0 | 2-4 | 3-1-4 | 0 | 0 | 0 | 0 | 0 | 26 | 6 |
| G-Boynton | 7-12 | 2-7 | 4-4 | 0-8-8 | 1 | 4 | 3 | 0 | 0 | 31 | 20 |
| G-Walker | 3-7 | 1-3 | 8-9 | 0-3-3 | 1 | 3 | 2 | 0 | 2 | 29 | 15 |
| G-Beal | 4-8 | 2-5 | 4-7 | 1-8-9 | 3 | 3 | 4 | 0 | 2 | 31 | 14 |
| Rosario | 5-7 | 2-4 | 0-0 | 2-0-2 | 0 | 0 | 0 | 0 | 0 | 19 | 12 |
| Wilbekin | 2-4 | 1-3 | 0-0 | 1-2-3 | 3 | 1 | 1 | 0 | 0 | 18 | 5 |
| Prather | 1-2 | 0-0 | 0-1 | 1-0-1 | 1 | 1 | 0 | 2 | 0 | 9 | 2 |
| Larson | 0-0 | 0-0 | 0-0 | 0-1-1 | 0 | 0 | 1 | 1 | 0 | 6 | 0 |
| Pitchford | 0-1 | 0-1 | 0-0 | 0-1-1 | 0 | 0 | 0 | 0 | 0 | 3 | 0 |
| Team | | | | 2-6-8 | | | | | | | |
| Totals | 28-53 | 10-28 | 18-25 | 13-35-48 | 12 | 13 | 13 | 4 | 4 | 200 | 84 |
| First Half - FG: 16-30 (.533), 3-FG: 7-16 (.438), FT: 8-11 (.727) | | | | | | | | | | | |
| Linescore | 1st | 2nd | Final | | | | | | | | |
| Norfolk State | 19 | 31 | 50 | Attendance: 16,843 | | | | | | | |
| Florida | 47 | 37 | 84 | Technical: Florida- Boynton | | | | | | | |

FLORIDA 68, MARQUETTE 58

MARCH 22, 2012 • US AIRWAYS CENTER • PHOENIX, ARIZ. • NCAA SWEET 16

Freshman guard Bradley Beal was spectacular in scoring 21 points and grabbing six rebounds, while backcourt mates Erving Walker and Kenny Boynton added 11 points each. The seventh-seeded Gators (26-10) took the 68-58 upset victory over the No. 3-seed Golden Eagles in the NCAA West Region semifinals Thursday night to advance to the Elite Eight for the second straight year. Florida trailed 30-27 with four minutes to play in the first half when it kicked in a run of nine straight points. Beal (8-for-10 from the floor, 3-for-5 from 3-point range) started the run with a three and finished it with a driving bank shot. In between, it was Young (7 pts, 9 rebs) with a slam and Boynton getting a bucket off a goal-tending call. UF never trailed again, with Marquette (27-8) drawing no closer than four points the rest of the game.

| Florida | Total FG-A | 3-Pt. FG-A | FT-A | REB O-D-T | PF | AT | TO | BK | ST | MN | TP |
|---|--------------|-------------|--------------|-----------------|-----------|-----------|-----------|----------|----------|------------|-----------|
| F-Murphy | 3-13 | 1-8 | 0-0 | 1-9-10 | 3 | 0 | 0 | 3 | 0 | 30 | 7 |
| C-Young | 3-6 | 0-0 | 1-2 | 5-4-9 | 4 | 1 | 1 | 1 | 0 | 31 | 7 |
| G-Boynton | 2-10 | 1-5 | 6-7 | 0-4-4 | 0 | 5 | 1 | 0 | 1 | 33 | 11 |
| G-Walker | 3-9 | 1-4 | 4-4 | 0-3-3 | 2 | 3 | 4 | 0 | 1 | 29 | 11 |
| G-Beal | 8-10 | 3-5 | 2-2 | 2-4-6 | 1 | 4 | 2 | 2 | 2 | 33 | 21 |
| Rosario | 2-4 | 0-2 | 0-0 | 0-1-1 | 0 | 0 | 2 | 2 | 0 | 11 | 4 |
| Wilbekin | 1-2 | 1-1 | 0-0 | 0-3-3 | 2 | 2 | 1 | 0 | 0 | 17 | 3 |
| Prather | 2-5 | 0-2 | 0-0 | 0-3-3 | 3 | 0 | 0 | 1 | 1 | 16 | 4 |
| Team | | | | 2-1-3 | | | | | | | |
| Totals | 24-59 | 7-27 | 13-15 | 10-32-42 | 15 | 15 | 11 | 9 | 5 | 200 | 68 |
| First Half - FG: 13-30 (.433), 3-FG: 4-14 (.286), FT: 6-7 (.857) | | | | | | | | | | | |

| Marquette | Total FG-A | 3-Pt. FG-A | FT-A | REB O-D-T | PF | AT | TO | BK | ST | MN | TP |
|---|--------------|-------------|--------------|-----------------|-----------|-----------|----------|----------|----------|------------|-----------|
| F-Crowder | 5-15 | 1-7 | 4-5 | 2-5-7 | 3 | 1 | 0 | 0 | 3 | 32 | 15 |
| C-Wilson | 3-7 | 1-1 | 0-0 | 2-3-5 | 2 | 1 | 2 | 3 | 1 | 34 | 7 |
| G-Johnson-Odom | 5-15 | 2-7 | 2-3 | 0-4-4 | 4 | 2 | 2 | 0 | 0 | 38 | 14 |
| G-Blue | 1-8 | 0-0 | 2-2 | 1-7-8 | 1 | 1 | 0 | 0 | 1 | 26 | 4 |
| G-Cadoulgan | 0-5 | 0-2 | 0-2 | 1-1-2 | 4 | 5 | 3 | 0 | 0 | 21 | 0 |
| Mayo | 4-8 | 2-4 | 1-2 | 0-4-4 | 0 | 1 | 2 | 0 | 2 | 31 | 11 |
| Wilson | 0-0 | 0-0 | 0-0 | 0-0-0 | 0 | 0 | 0 | 0 | 0 | 2 | 0 |
| Gardner | 2-7 | 0-0 | 3-4 | 4-0-4 | 3 | 0 | 0 | 0 | 1 | 16 | 7 |
| Team | | | | 5-2-7 | | | | | | | |
| Totals | 20-65 | 6-21 | 12-18 | 15-26-41 | 17 | 11 | 9 | 3 | 8 | 200 | 58 |
| First Half - FG: 11-35 (.314), 3-FG: 4-10 (.400), FT: 4-7 (.571) | | | | | | | | | | | |

FLORIDA BASKETBALL 2011-12 RECAPS

LOUISVILLE 72, FLORIDA 68

MARCH 24, 2012 • US AIRWAYS CENTER • PHOENIX, ARIZ. • NCAA ELITE EIGHT

Down by 11 with just under eight minutes to play, fourth-seeded Louisville amped up and switched up its defense, holding fourth-seeded Florida (26-11) to three points the rest of the way to deal the Gators a crushing 72-68 defeat in the NCAA West Region championship game. Freshman forward Chane Behanan, named the region's Most Valuable Player, scored 17 points, with all but four coming in the second half and nine in the final 8:03. Guard Russ Smith scored 19 points. His free throw with just 2.8 seconds remaining ended the Gators' hopes of moving on to the fifth Final Four in school history and put the Cardinals (30-9) into their ninth Final Four and their first since 2005.

| Florida | Total | 3-Pt. | FT-A | REB | PF | AT | TO | BK | ST | MN | TP |
|---------------|--------------|-------------|--------------|----------------|-----------|-----------|-----------|----------|----------|-----------------|-----------|
| | FG-A | FG-A | | O-D-T | | | | | | | |
| F-Murphy | 4-5 | 2-2 | 4-4 | 0-8-8 | 3 | 0 | 4 | 2 | 0 | 34 | 14 |
| C-Young | 5-7 | 0-0 | 1-2 | 2-4-6 | 3 | 0 | 2 | 0 | 2 | 32 | 11 |
| G-Boydton | 4-11 | 2-7 | 2-4 | 0-2-2 | 2 | 6 | 1 | 0 | 0 | 33 | 12 |
| G-Walker | 3-10 | 2-6 | 4-6 | 1-2-3 | 2 | 7 | 2 | 0 | 0 | 32 | 12 |
| G-Beal | 6-12 | 2-5 | 0-0 | 2-5-7 | 1 | 4 | 2 | 0 | 1 | 36 | 14 |
| Rosario | 1-1 | 0-0 | 1-1 | 0-0-0 | 1 | 0 | 0 | 0 | 0 | 6 | 3 |
| Wilbekin | 1-1 | 0-0 | 0-0 | 0-2-2 | 1 | 0 | 1 | 0 | 0 | 14 | 2 |
| Prather | 0-1 | 0-0 | 0-1 | 1-3-4 | 2 | 0 | 1 | 1 | 1 | 13 | 0 |
| Team | | | 0-0-0 | | | | 1 | | | Deadball Reb: 2 | |
| Totals | 28-48 | 8-20 | 12-18 | 6-26-32 | 15 | 17 | 14 | 3 | 4 | 200 | 68 |

First Half - FG: 14-21 (.667), 3-FG: 8-11 (.727), FT: 5-7 (.714)

| Louisville | Total | 3-Pt. | FT-A | REB | PF | AT | TO | BK | ST | MN | TP |
|---------------|--------------|-------------|--------------|----------------|-----------|-----------|----------|----------|----------|-----------------|-----------|
| | FG-A | FG-A | | O-D-T | | | | | | | |
| F-Kuric | 3-9 | 2-8 | 0-0 | 0-2-2 | 4 | 1 | 0 | 0 | 2 | 37 | 8 |
| F-Behanan | 7-10 | 1-1 | 2-2 | 2-5-7 | 4 | 0 | 1 | 2 | 1 | 32 | 17 |
| C-Dieng | 4-11 | 0-0 | 0-0 | 1-5-6 | 3 | 0 | 0 | 1 | 0 | 37 | 8 |
| G-Siva | 3-7 | 1-1 | 2-2 | 1-1-2 | 5 | 8 | 1 | 0 | 1 | 26 | 9 |
| G-Smith, C. | 3-4 | 1-2 | 1-2 | 0-1-1 | 1 | 0 | 0 | 0 | 1 | 28 | 8 |
| Smith, R. | 6-13 | 1-2 | 6-7 | 1-4-5 | 3 | 2 | 4 | 0 | 1 | 22 | 19 |
| Price | 0-0 | 0-0 | 0-0 | 0-0-0 | 0 | 0 | 0 | 0 | 0 | 1 | 0 |
| Swopshire | 1-3 | 0-1 | 0-0 | 0-0-0 | 0 | 0 | 0 | 0 | 0 | 9 | 2 |
| Justice | 0-1 | 0-0 | 0-0 | 0-0-0 | 0 | 0 | 0 | 0 | 0 | 1 | 0 |
| Ware | 0-1 | 0-1 | 0-0 | 1-0-1 | 0 | 0 | 0 | 0 | 0 | 4 | 0 |
| Blackshear | 0-1 | 0-0 | 1-2 | 0-3-3 | 0 | 0 | 0 | 0 | 0 | 3 | 1 |
| Team | | | 2-1-3 | | 1 | | | | | Deadball Reb: 2 | |
| Totals | 27-60 | 6-16 | 12-15 | 8-22-30 | 21 | 11 | 6 | 3 | 6 | 200 | 72 |

First Half - FG: 14-32 (.438), 3-FG: 3-8 (.375), FT: 2-2 (1.000)

| Linescore | 1st | 2nd | Final | Attendance: 13,456 |
|------------|-----|-----|-------|----------------------------|
| Florida | 41 | 27 | 68 | Technical: Louisville-Team |
| Louisville | 33 | 39 | 72 | |



2011-12 FINAL STATS

SEASON STATISTICS – 26-11 OVERALL, 14-2 HOME, 4-7 AWAY, 8-2 NEUTRAL

| Player | GP | GS | Min | Avg | FG | FGA | Pct | 3FG | FGA | Pct | FT | FTA | Pct | Off | Def | Tot | Avg | PF | FO | A | TO | Blk | Stl | Pts | Avg |
|-------------------|-----------|----|------|------|------------|-------------|-------------|------------|------------|-------------|------------|------------|-------------|------------|------------|-------------|-------------|------------|----------|------------|------------|------------|------------|-------------|-------------|
| Boynnton, Kenny | 37 | 36 | 1169 | 31.6 | 187 | 425 | .440 | 110 | 270 | .407 | 104 | 138 | .754 | 20 | 77 | 97 | 2.6 | 39 | 0 | 100 | 52 | 1 | 28 | 588 | 15.9 |
| Beal, Bradley | 37 | 37 | 1267 | 34.2 | 175 | 393 | .445 | 63 | 186 | .339 | 133 | 173 | .769 | 50 | 199 | 249 | 6.7 | 76 | 0 | 83 | 79 | 31 | 51 | 546 | 14.8 |
| Walker, Erving | 37 | 37 | 1158 | 31.3 | 134 | 340 | .394 | 69 | 190 | .363 | 110 | 135 | .815 | 18 | 88 | 106 | 2.9 | 56 | 0 | 170 | 76 | 0 | 37 | 447 | 12.1 |
| Murphy, Erik | 34 | 32 | 882 | 25.9 | 131 | 270 | .485 | 59 | 140 | .421 | 35 | 43 | .814 | 42 | 112 | 154 | 4.5 | 90 | 0 | 29 | 44 | 37 | 18 | 356 | 10.5 |
| Young, Patric | 37 | 32 | 980 | 26.5 | 162 | 262 | .618 | 0 | 0 | .000 | 54 | 91 | .593 | 100 | 138 | 238 | 6.4 | 99 | 3 | 41 | 57 | 30 | 18 | 378 | 10.2 |
| Rosario, Mike | 31 | 0 | 447 | 14.4 | 74 | 172 | .430 | 33 | 98 | .337 | 24 | 32 | .750 | 11 | 32 | 43 | 1.4 | 29 | 0 | 30 | 29 | 2 | 16 | 205 | 6.6 |
| Yeguete, Will | 26 | 10 | 569 | 21.9 | 50 | 86 | .581 | 0 | 0 | .000 | 14 | 39 | .359 | 60 | 103 | 163 | 6.3 | 62 | 0 | 27 | 19 | 10 | 31 | 114 | 4.4 |
| Wilbekin, Scottie | 37 | 1 | 564 | 15.2 | 33 | 76 | .434 | 21 | 46 | .457 | 10 | 14 | .714 | 15 | 40 | 55 | 1.5 | 46 | 1 | 61 | 22 | 2 | 22 | 97 | 2.6 |
| Prather, Casey | 28 | 0 | 266 | 9.5 | 22 | 60 | .367 | 2 | 5 | .400 | 11 | 28 | .393 | 28 | 21 | 49 | 1.8 | 45 | 2 | 8 | 21 | 8 | 12 | 57 | 2.0 |
| Kurtz, Jacob | 4 | 0 | 8 | 2.0 | 0 | 0 | .000 | 0 | 0 | .000 | 2 | 2 | 1.000 | 0 | 1 | 1 | 0.3 | 0 | 0 | 0 | 0 | 0 | 0 | 2 | 0.5 |
| Larson, Cody | 25 | 0 | 143 | 5.7 | 5 | 11 | .455 | 0 | 1 | .000 | 2 | 5 | .400 | 9 | 12 | 21 | 0.8 | 28 | 0 | 1 | 8 | 2 | 0 | 12 | 0.5 |
| Pitchford, Walter | 13 | 0 | 22 | 1.7 | 3 | 11 | .273 | 0 | 3 | .000 | 0 | 0 | .000 | 1 | 3 | 4 | 0.3 | 5 | 0 | 1 | 1 | 1 | 0 | 6 | 0.5 |
| TEAM | | | | | | | | | | | | | | 62 | 79 | 141 | 3.8 | 0 | | | | 2 | | 0 | |
| Total | 37 | | | | 976 | 2106 | .463 | 357 | 939 | .380 | 499 | 700 | .713 | 416 | 905 | 1321 | 35.7 | 575 | 6 | 551 | 410 | 124 | 233 | 2808 | 75.9 |
| Opponents | 37 | | | | 875 | 2067 | .423 | 226 | 661 | .342 | 428 | 618 | .693 | 391 | 826 | 1217 | 32.9 | 666 | - | 451 | 464 | 110 | 189 | 2404 | 65.0 |

CONFERENCE GAMES – 10-6 OVERALL, 6-2 HOME, 4-4 AWAY

| Player | GP | GS | Min | Avg | FG | FGA | Pct | 3FG | FGA | Pct | FT | FTA | Pct | Off | Def | Tot | Avg | PF | FO | A | TO | Blk | Stl | Pts | Avg |
|-------------------|-----------|----|-----|------|------------|------------|-------------|------------|------------|-------------|------------|------------|-------------|------------|------------|------------|-------------|------------|----------|------------|------------|-----------|-----------|-------------|-------------|
| Beal, Bradley | 16 | 16 | 553 | 34.6 | 69 | 159 | .434 | 22 | 70 | .314 | 70 | 85 | .824 | 20 | 92 | 112 | 7.0 | 38 | 0 | 30 | 31 | 15 | 22 | 230 | 14.4 |
| Boynnton, Kenny | 16 | 15 | 503 | 31.4 | 70 | 174 | .402 | 45 | 113 | .398 | 44 | 57 | .772 | 9 | 27 | 36 | 2.3 | 15 | 0 | 31 | 21 | 0 | 9 | 229 | 14.3 |
| Walker, Erving | 16 | 16 | 512 | 32.0 | 57 | 148 | .385 | 28 | 81 | .346 | 37 | 45 | .822 | 12 | 29 | 41 | 2.6 | 27 | 0 | 68 | 30 | 0 | 11 | 179 | 11.2 |
| Murphy, Erik | 16 | 16 | 424 | 26.5 | 58 | 125 | .464 | 25 | 66 | .379 | 13 | 15 | .867 | 16 | 47 | 63 | 3.9 | 44 | 0 | 15 | 19 | 14 | 12 | 154 | 9.6 |
| Young, Patric | 16 | 11 | 410 | 25.6 | 64 | 106 | .604 | 0 | 0 | .000 | 16 | 29 | .552 | 40 | 58 | 98 | 6.1 | 44 | 1 | 10 | 30 | 11 | 7 | 144 | 9.0 |
| Rosario, Mike | 13 | 0 | 179 | 13.8 | 24 | 66 | .364 | 9 | 33 | .273 | 16 | 18 | .889 | 2 | 9 | 11 | 0.8 | 10 | 0 | 13 | 12 | 0 | 9 | 73 | 5.6 |
| Yeguete, Will | 12 | 5 | 266 | 22.2 | 19 | 32 | .594 | 0 | 0 | .000 | 8 | 18 | .444 | 22 | 49 | 71 | 5.9 | 28 | 0 | 6 | 8 | 6 | 10 | 46 | 3.8 |
| Wilbekin, Scottie | 16 | 1 | 238 | 14.9 | 11 | 27 | .407 | 9 | 18 | .500 | 5 | 5 | 1.000 | 7 | 14 | 21 | 1.3 | 23 | 1 | 22 | 8 | 1 | 5 | 36 | 2.3 |
| Prather, Casey | 11 | 0 | 63 | 5.7 | 3 | 11 | .273 | 0 | 0 | .000 | 2 | 4 | .500 | 5 | 3 | 8 | 0.7 | 16 | 1 | 0 | 12 | 1 | 1 | 8 | 0.7 |
| Pitchford, Walter | 4 | 0 | 3 | 0.8 | 0 | 0 | .000 | 0 | 0 | .000 | 0 | 0 | .000 | 0 | 1 | 1 | 0.3 | 0 | 0 | 0 | 0 | 1 | 0 | 0 | 0.0 |
| Larson, Cody | 10 | 0 | 45 | 4.5 | 0 | 3 | .000 | 0 | 0 | .000 | 0 | 0 | .000 | 4 | 4 | 8 | 0.8 | 8 | 0 | 0 | 2 | 0 | 0 | 0 | 0.0 |
| Kurtz, Jacob | 3 | 0 | 4 | 1.3 | 0 | 0 | .000 | 0 | 0 | .000 | 0 | 0 | .000 | 0 | 0 | 0 | 0.0 | 0 | 0 | 0 | 0 | 0 | 0 | 0 | 0.0 |
| Team | | | | | | | | | | | | | | 25 | 27 | 52 | 3.3 | 0 | | | 1 | | 0 | 0 | |
| Total | 16 | | | | 375 | 851 | .441 | 138 | 381 | .362 | 211 | 276 | .764 | 162 | 360 | 522 | 32.6 | 253 | 3 | 195 | 174 | 49 | 86 | 1099 | 68.7 |
| Opponents | 16 | | | | 377 | 845 | .446 | 110 | 277 | .397 | 175 | 275 | .636 | 166 | 350 | 516 | 32.2 | 285 | - | 194 | 194 | 57 | 79 | 1039 | 64.9 |

POSTSEASON GAMES – 4-2 OVERALL

| Player | GP | GS | Min | Avg | FG | FGA | Pct | 3FG | FGA | Pct | FT | FTA | Pct | Off | Def | Tot | Avg | PF | FO | A | TO | Blk | Stl | Pts | Avg |
|-------------------|----------|----|-----|------|------------|------------|-------------|-----------|------------|-------------|-----------|-----------|-------------|-----------|------------|------------|-------------|-----------|----------|-----------|-----------|-----------|-----------|------------|-------------|
| Beal, Bradley | 6 | 6 | 206 | 34.3 | 34 | 64 | .531 | 15 | 35 | .429 | 16 | 21 | .762 | 12 | 36 | 48 | 8.0 | 10 | 0 | 22 | 11 | 3 | 8 | 99 | 16.5 |
| Murphy, Erik | 6 | 6 | 179 | 29.8 | 27 | 56 | .482 | 11 | 29 | .379 | 10 | 10 | 1.000 | 7 | 28 | 35 | 5.8 | 17 | 0 | 3 | 10 | 9 | 1 | 75 | 12.5 |
| Boynnton, Kenny | 6 | 6 | 186 | 31.0 | 20 | 61 | .328 | 8 | 35 | .229 | 19 | 23 | .826 | 1 | 23 | 24 | 4.0 | 6 | 0 | 23 | 9 | 0 | 5 | 67 | 11.2 |
| Walker, Erving | 6 | 6 | 189 | 31.5 | 18 | 53 | .340 | 7 | 25 | .280 | 19 | 24 | .792 | 1 | 15 | 16 | 2.7 | 8 | 0 | 23 | 12 | 0 | 7 | 62 | 10.3 |
| Young, Patric | 6 | 6 | 165 | 27.5 | 24 | 38 | .632 | 0 | 0 | .000 | 5 | 10 | .500 | 19 | 17 | 36 | 6.0 | 17 | 1 | 4 | 5 | 2 | 2 | 53 | 8.8 |
| Prather, Casey | 5 | 0 | 68 | 13.6 | 10 | 17 | .588 | 1 | 3 | .333 | 1 | 4 | .250 | 4 | 9 | 13 | 2.6 | 10 | 0 | 1 | 3 | 4 | 2 | 22 | 4.4 |
| Rosario, Mike | 6 | 0 | 60 | 10.0 | 10 | 19 | .526 | 2 | 11 | .182 | 2 | 3 | .667 | 2 | 3 | 5 | 0.8 | 1 | 0 | 2 | 5 | 2 | 0 | 24 | 4.0 |
| Wilbekin, Scottie | 6 | 0 | 112 | 18.7 | 9 | 14 | .643 | 6 | 10 | .600 | 0 | 1 | .000 | 2 | 11 | 13 | 2.2 | 8 | 0 | 11 | 5 | 0 | 3 | 24 | 4.0 |
| Pitchford, Walter | 2 | 0 | 5 | 2.5 | 1 | 3 | .333 | 0 | 2 | .000 | 0 | 0 | .000 | 0 | 1 | 1 | 0.5 | 0 | 0 | 0 | 0 | 0 | 0 | 2 | 1.0 |
| Larson, Cody | 4 | 0 | 30 | 7.5 | 0 | 0 | .000 | 0 | 0 | .000 | 0 | 0 | .000 | 0 | 3 | 3 | 0.8 | 4 | 0 | 0 | 2 | 1 | 0 | 0 | 0.0 |
| TEAM | | | | | | | | | | | | | | 6 | 13 | 19 | 3.2 | 0 | | | 1 | | 0 | 0 | |
| Total | 6 | | | | 153 | 325 | .471 | 50 | 150 | .333 | 72 | 96 | .750 | 54 | 159 | 213 | 35.5 | 81 | 1 | 89 | 63 | 21 | 28 | 428 | 71.3 |
| Opponents | 6 | | | | 134 | 343 | .391 | 27 | 104 | .260 | 67 | 92 | .728 | 61 | 135 | 196 | 32.7 | 99 | - | 70 | 53 | 15 | 28 | 362 | 60.3 |

NCAA TOURNAMENT – 3-1 OVERALL

| Player | GP | GS | Min | Avg | FG | FGA | Pct | 3FG | FGA | Pct | FT | FTA | Pct | Off | Def | Tot | Avg | PF | FO | A | TO | Blk | Stl | Pts | Avg |
|-------------------|----|----|-----|------|----|-----|------|-----|-----|------|----|-----|-------|-----|-----|-----|-----|----|----|----|----|-----|-----|-----|------|
| Beal, Bradley | 4 | 4 | 132 | 33.0 | 23 | 38 | .605 | 8 | 19 | .421 | 9 | 13 | .692 | 8 | 25 | 33 | 8.3 | 6 | 0 | 12 | 10 | 2 | 6 | 63 | 15.8 |
| Boynnton, Kenny | 4 | 4 | 124 | 31.0 | 16 | 43 | .372 | 5 | 24 | .208 | 14 | 18 | .778 | 0 | 19 | 19 | 4.8 | 4 | 0 | 17 | 8 | 0 | 3 | 51 | 12.8 |
| Walker, Erving | 4 | 4 | 121 | 30.3 | 12 | 34 | .353 | 4 | 15 | .267 | 19 | 23 | .826 | 1 | 12 | 13 | 3.3 | 6 | 0 | 15 | 10 | 0 | 4 | 47 | 11.8 |
| Young, Patric | 4 | 4 | 111 | 27.8 | 16 | 22 | .727 | 0 | 0 | .000 | 5 | 10 | .500 | 13 | 13 | 26 | 6.5 | 10 | 0 | 2 | 4 | 1 | 2 | 37 | 9.3 |
| Murphy, Erik | 4 | 4 | 116 | 29.0 | 13 | 33 | .394 | 6 | 20 | .300 | 4 | 4 | 1.000 | 5 | 24 | 29 | 7.3 | 11 | 0 | 2 | 9 | 6 | 1 | 36 | 9.0 |
| Rosario, Mike | 4 | 0 | 48 | 12.0 | 9 | 16 | .563 | 2 | 9 | .222 | 2 | 3 | .667 | 2 | 2 | 4 | 1.0 | 1 | 0 | 2 | 3 | 2 | 0 | 22 | 5.5 |
| Prather, Casey | 4 | 0 | 60 | 15.0 | 9 | 15 | .600 | 1 | 3 | .333 | 1 | 4 | .250 | 4 | 8 | 12 | 3.0 | 8 | 0 | 1 | 1 | 4 | 2 | 20 | 5.0 |
| Wilbekin, Scottie | 4 | 0 | 71 | 17.8 | 5 | 9 | .556 | 3 | 6 | .500 | | | | | | | | | | | | | | | |

CHARTING THE GATORS

TIMES LED UP IN SCORING*

*(Includes Times Tied)

| | Season | Career |
|---------------|--------|--------|
| Kenny Boynton | 18 | 43 |
| Bradley Beal | 13 | 13 |
| Patric Young | 4 | 4 |
| Erik Murphy | 4 | 4 |
| Erving Walker | 3 | 26 |
| Mike Rosario | 1 | 1 |
| Casey Prather | 1 | 1 |

TIMES LED UP IN REBOUNDING*

*(Includes times tied)

| | Season | Career |
|---------------|--------|--------|
| Bradley Beal | 14 | 14 |
| Patric Young | 13 | 14 |
| Will Yeguete | 12 | 13 |
| Erik Murphy | 5 | 6 |
| Erving Walker | 1 | 3 |
| Mike Rosario | 1 | 1 |

TIMES LED UP IN ASSISTS*

*(Includes times tied)

| | Season | Career |
|------------------|--------|--------|
| Erving Walker | 25 | 67 |
| Kenny Boynton | 9 | 23 |
| Bradley Beal | 5 | 5 |
| Scottie Wilbekin | 2 | 7 |
| Patric Young | 2 | 2 |
| Mike Rosario | 1 | 1 |
| Will Yeguete | 1 | 1 |

DOUBLE-FIGURE SCORING GAMES

| | Season | Career |
|------------------|--------|--------|
| Kenny Boynton | 31 | 88 |
| Bradley Beal | 31 | 31 |
| Erving Walker | 24 | 93 |
| Erik Murphy | 19 | 24 |
| Patric Young | 19 | 21 |
| Mike Rosario | 10 | 10 |
| Will Yeguete | 3 | 3 |
| Casey Prather | 1 | 2 |
| Scottie Wilbekin | 0 | 1 |

20-POINT GAMES

| | Season | Career |
|---------------|--------|--------|
| Kenny Boynton | 13 | 29 |
| Bradley Beal | 6 | 6 |
| Erving Walker | 4 | 15 |
| Patric Young | 2 | 2 |
| Erik Murphy | 1 | 1 |

DOUBLE-FIGURE REBOUNDING GAMES

| | Season | Career |
|--------------|--------|--------|
| Bradley Beal | 7 | 7 |
| Patric Young | 6 | 6 |
| Will Yeguete | 3 | 4 |
| Erik Murphy | 1 | 2 |

DOUBLE-DOUBLES

| | Season | Career |
|---------------|--------|--------|
| Bradley Beal | 6 | 6 |
| Patric Young | 4 | 4 |
| Will Yeguete | 1 | 1 |
| Erik Murphy | 0 | 1 |
| Erving Walker | 0 | 1 |

CONSECUTIVE GAMES IN DOUBLE FIGURES

| | |
|--------------|---|
| Bradley Beal | 6 |
|--------------|---|

| | |
|---------------|---|
| Kenny Boynton | 3 |
| Erving Walker | 2 |
| Patric Young | 1 |
| Erik Murphy | 1 |

DUNKS (SEASON TOTAL: 98)

| | Season | Career |
|---------------|--------|--------|
| Patric Young | 56 | 72 |
| Bradley Beal | 18 | 18 |
| Will Yeguete | 10 | 13 |
| Kenny Boynton | 7 | 13 |
| Casey Prather | 5 | 10 |
| Erik Murphy | 1 | 3 |
| Mike Rosario | 1 | 1 |

CHARGES DRAWN (SEASON TOTAL: 52)

| | Season | Career |
|------------------|--------|--------|
| Patric Young | 13 | 21 |
| Erik Murphy | 10 | 12 |
| Will Yeguete | 9 | 14 |
| Mike Rosario | 6 | 6 |
| Erving Walker | 4 | 21 |
| Casey Prather | 4 | 4 |
| Scottie Wilbekin | 3 | 4 |
| Bradley Beal | 2 | 2 |
| Cody Larson | 1 | 1 |
| Kenny Boynton | 0 | 2 |

BENCH SCORING

| | |
|-----------|-----|
| Opponents | 577 |
| FLORIDA | 490 |

POINT DISTRIBUTION (%)

| | |
|------------|--------------|
| Freshmen | 566 (20.2%) |
| Sophomores | 646 (23.0%) |
| Juniors | 1149 (40.9%) |
| Senior | 447 (15.9%) |
| TOTAL | 2808 pts |

TECHNICAL FOULS

| | |
|-----------|---|
| Opponents | 6 |
| FLORIDA | 6 |

TECHNICAL FOUL FREE THROWS

| | |
|-----------|-----|
| Opponents | 6-8 |
| FLORIDA | 5-8 |

JUMP BALLS CONTROLLED

| | |
|-----------|----|
| Opponents | 17 |
| FLORIDA | 19 |

FIRST-HALF TIMEOUTS CALLED

| | |
|-----------|----|
| Opponents | 55 |
| FLORIDA | 39 |

3-SECOND VIOLATION

| | |
|-----------|---|
| Opponents | 2 |
| FLORIDA | 2 |

SHOT CLOCK EXPIRED

| | |
|-----------|---|
| Opponents | 9 |
| FLORIDA | 4 |

5-SECOND VIOLATION (INBOUNDS)

| | |
|-----------|---|
| Opponents | 1 |
| FLORIDA | 1 |

5-SECOND VIOLATION (GUARDING)

| | |
|-----------|---|
| Opponents | 1 |
| FLORIDA | 1 |

10-SECOND VIOLATION

| | |
|-----------|---|
| Opponents | 1 |
| FLORIDA | 0 |

FLORIDA'S FIRST SUB*

*(Includes all when multiple players enter)

| | |
|------------------|----|
| Will Yeguete | 14 |
| Scottie Wilbekin | 14 |
| Casey Prather | 11 |
| Mike Rosario | 6 |
| Cody Larson | 6 |
| Patric Young | 4 |
| Erik Murphy | 2 |
| Kenny Boynton | 1 |

SCORED UF'S FIRST POINTS

| | |
|---------------|----|
| Patric Young | 10 |
| Erik Murphy | 9 |
| Bradley Beal | 8 |
| Erving Walker | 5 |
| Will Yeguete | 3 |
| Kenny Boynton | 2 |

HOW SCORED UF'S FIRST POINTS

| | |
|------------|----|
| Jump Shot | 15 |
| Lay-Up | 12 |
| 3 Pointer | 6 |
| Free Throw | 3 |
| Dunk | 1 |

THREE-POINT PLAYS

| | Season | Career |
|------------------|--------|--------|
| Kenny Boynton | 11-12 | 24-30 |
| Bradley Beal | 9-14 | 9-14 |
| Patric Young | 7-12 | 11-18 |
| Erving Walker | 2-2 | 14-19 |
| Will Yeguete | 2-4 | 2-5 |
| Mike Rosario | 2-4 | 2-4 |
| Erik Murphy | 1-1 | 6-7 |
| Scottie Wilbekin | 0-0 | 1-1 |
| TOTALS | 34-49 | 70-98 |

FOUR-POINT PLAYS

| | Season | Career |
|------------------|--------|--------|
| Kenny Boynton | 5-6 | 12-14 |
| Erving Walker | 1-1 | 1-2 |
| Scottie Wilbekin | 0-1 | 0-1 |
| TOTALS | 6-8 | 13-17 |

FINAL THREE MINUTES/OT FROM LINE

| | Season | Career |
|------------------|---------|---------|
| Erving Walker | 31-35 | 134-159 |
| Kenny Boynton | 29-42 | 63-83 |
| Bradley Beal | 21-24 | 21-24 |
| Patric Young | 8-12 | 13-19 |
| Mike Rosario | 4-4 | 4-4 |
| Jacob Kurtz | 2-2 | 2-2 |
| Erik Murphy | 2-2 | 6-6 |
| Will Yeguete | 2-5 | 3-11 |
| Casey Prather | 2-6 | 2-6 |
| Scottie Wilbekin | 0-0 | 7-13 |
| TEAM TOTALS | 101-132 | 254-327 |

CONSECUTIVE GAMES PLAYED

| | |
|---------------------|-----|
| Without Fouling Out | |
| Erving Walker | 135 |
| Erik Murphy | 86 |
| Kenny Boynton | 74 |
| Will Yeguete | 57 |
| Bradley Beal | 37 |
| Mike Rosario | 31 |
| Cody Larson | 25 |
| Walter Pitchford | 13 |

CHARTING THE GATORS

| | |
|-----------------------------|----|
| Consecutive Games Played | |
| Without Fouling Out (Cont.) | |
| Scottie Wilbekin | 12 |
| Casey Prather | 11 |
| Patric Young | 5 |
| Jacob Kurtz | 4 |

CONSECUTIVE GAMES WITH A 3-POINTER - TEAM

| | | |
|------------|-----|------------------|
| Current: | 688 | (at UK, 1/11/92) |
| Opponents: | 448 | (FAMU,12/04/99) |

CONSECUTIVE GAMES WITH A 3-POINTER - PLAYER

| | |
|---------------|---|
| Erik Murphy | 8 |
| Bradley Beal | 8 |
| Kenny Boynton | 3 |
| Erving Walker | 3 |

DOUBLE FIGURES CHART

| | | | | | | | | |
|---------------|---|---|----|---|---|---|---|----|
| Players in DF | 1 | 2 | 3 | 4 | 5 | 6 | 7 | 8+ |
| No. of Games | 0 | 2 | 17 | 8 | 9 | 1 | 0 | 0 |

RUNS

| | | | |
|------|----|-------|---|
| 8-0 | 23 | 12-0 | 3 |
| 15-0 | 0 | 19-0 | 2 |
| 9-0 | 12 | 13-0 | 1 |
| 16-0 | 0 | 20-0 | 0 |
| 10-0 | 6 | 14-0 | 2 |
| 17-0 | 0 | 21-0+ | 2 |
| 11-0 | 5 | | |
| 18-0 | 0 | | |

2011-12 STARTING LINEUPS AND RECORD

| | |
|--|------|
| Young, Murphy, Boynton, Walker, Beal | 17-9 |
| Young, Yeguete, Boynton, Walker, Beal | 4-1 |
| Murphy, Yeguete, Boynton, Walker, Beal | 5-0 |
| Young, Murphy, Wilbekin, Walker, Beal | 0-1 |

CONSECUTIVE GAMES PLAYED

| |
|---|
| Walker 144; Boynton 108; Wilbekin 74; Young 74; |
| Beal 37; Murphy 30; Rosario 10; Prather 5 |

CONSECUTIVE STARTS

| |
|--|
| Walker 83; Beal 37; Murphy 28; Young 15; Boynton 6 |
|--|

CONSECUTIVE GAMES SCORED

| |
|--|
| Boynton 66; Young 42; Beal 37; Murphy 30; Walker 13; Wilbekin 6; Rosario 3 |
|--|

CONSECUTIVE GAMES WITH A STEAL

| |
|-----------------------------|
| Beal 15; Prather 2; Young 1 |
|-----------------------------|

CONSECUTIVE MADE FREE THROWS

| | Active Streak | Season High |
|--------------|---------------|-------------|
| Erik Murphy | 15 | 15 |
| Bradley Beal | 2 | 11 |
| Will Yeguete | 2 | 3 |
| Jacob Kurtz | 2 | 2 |

FLORIDA'S RECORD WHEN (UNDER DONOVAN)...

| | |
|-------------------------|---------------|
| Controlling the Tip | 14-5 (225-78) |
| Scoring First | 16-8 (231-75) |
| Leading at Half | 21-2 (310-41) |
| Trailing at Half | 4-9 (58-111) |
| Tied at Half | 1-0 (13-6) |
| Leading with 5:00 Left | 25-2 (350-25) |
| Trailing with 5:00 Left | 1-9 (16-122) |
| Tied with 5:00 Left | 0-0 (11-8) |
| In Overtime | 1-1 (15-15) |

| | |
|--|---------------|
| When UF Outrebounds Opponent | 17-6 (256-60) |
| When UF is Outrebounded | 8-5 (107-89) |
| When Rebounds are the Same | 1-0 (19-9) |
| When UF Commits More Turnovers | 7-9 (121-102) |
| When UF Forces More Turnovers | 19-2 (238-44) |
| When Turnovers are the Same | 0-0 (22-11) |
| When UF Has More Free Throw Attempts | 16-3 (272-50) |
| When Opponent Has More Free Throw Attempts | 9-7 (92-102) |
| When Free Throw Attempts are the Same | 1-1 (16-4) |

| | |
|--|-----------------|
| When UF Shoots 50% or Better from the Field | 11-1 (187-20) |
| When UF Shoots Less Than 50% from the Field | 15-10 (195-137) |
| When Opponent Shoots 50% or Better from the Field | 1-5 (22-59) |
| When Opponent Shoots Less Than 50% from the Field | 25-6 (361-96) |
| When UF Shoots Better Than Opponent from the Field | 22-3 (323-44) |
| When Opponent Shoots Better Than UF from the Field | 4-8 (56-110) |

| | |
|--|----------------|
| When UF Shoots 40% or Better from 3-Point Range | 13-3 (192-36) |
| When UF Shoots Less Than 40% from 3-Point Range | 13-8 (187-120) |
| When UF Shoots Better Than Opponent from 3-Point Range | 16-4 (265-47) |
| When UF Shoots 80% or Better from the Line | 8-4 (83-28) |
| When UF Shoots Less Than 80% from the Line | 19-7 (295-128) |

| | |
|----------------------------------|----------------|
| When UF Bench Outscores Opponent | 12-2 (240-77) |
| When Opponent Bench Outscores UF | 13-8 (131-74) |
| When Bench Scoring is the Same | 1-1 (11-6) |
| Following a UF win | 18-8 (273-104) |
| Following a UF loss | 7-3 (93-52) |

| | |
|--|-----------------|
| When 3 or More Players Score in Double Figures | 25-10 (313-103) |
| When 4 or More Players Score in Double Figures | 15-3 (211-44) |
| When 5 or More Players Score in Double Figures | 9-1 (87-7) |

| | |
|-----------------------------|---------------|
| In White Uniforms | 19-1 (277-57) |
| In Blue Uniforms | 3-8 (81-82) |
| In Black Uniforms | 0-0 (14-12) |
| In Orange Uniforms | 4-1 (5-3) |
| In Platinum (Gray) Uniforms | 0-1 (0-1) |

| | | | |
|--------------|-----|-------------|-----|
| On Monday | 3-0 | In March | 4-3 |
| In December | 6-2 | On Friday | 5-1 |
| On Tuesday | 4-3 | In April | 0-0 |
| In January | 7-1 | On Saturday | 7-5 |
| On Wednesday | 1-0 | On Sunday | 1-1 |
| In February | 5-4 | | |
| On Thursday | 5-1 | | |

| | | |
|------------------|---|----|
| Cody Larson | 2 | 2 |
| Mike Rosario | 1 | 12 |
| Kenny Boynton | 0 | 12 |
| Erving Walker | 0 | 17 |
| Scottie Wilbekin | 0 | 7 |
| Patric Young | 0 | 6 |
| Casey Prather | 0 | 3 |

SCORING MARGIN

| |
|--|
| Largest Lead: 51, vs. Jackson State, 11/11/11 |
| Largest Deficit: 21, at Kentucky, 2/7/12 |
| Largest Deficit Overcome: 16, at Ole Miss, 1/26/12 |
| Largest Lead Lost: 11, vs. Louisville, 3/24/12 |

| Margin | 1 | 2 | 3 | 4 | 5 | 6 | 7 | 8 | 9 | 10 | 11 | 12 | 13 | 14 | 15 | 16 | 17 | 18 | 19 | 20 | 21+ | Avg. (Total) |
|--------|---|---|---|---|---|---|---|---|---|----|----|----|----|----|----|----|----|----|----|----|-----|--------------|
| Wins | 0 | 0 | 1 | 1 | 0 | 1 | 0 | 2 | 1 | 1 | 0 | 2 | 1 | 1 | 0 | 1 | 0 | 2 | 0 | 2 | 9 | 19.2 (499) |
| Losses | 0 | 1 | 1 | 2 | 1 | 0 | 1 | 0 | 0 | 1 | 1 | 0 | 0 | 1 | 1 | 0 | 0 | 0 | 0 | 1 | 0 | 8.6 (95) |

GAME-BY-GAME SUMMARY

| Opponent | Date | Score | W/L | Points | Rebounds | Assists |
|-------------------|----------|--------|-------|--------------------|------------------------|-------------------|
| JACKSON STATE | 11/11/11 | 99-59 | W | 19-Boynton/Rosario | 10-Young | 4-Walker |
| at Ohio State | 11/15/11 | 74-81 | L | 17-Beal | 12-Young | 4-Walker |
| NORTH FLORIDA | 11/17/11 | 91-55 | W | 20-Boynton | 10-Beal | 5-Boynton/Walker |
| vs Wright State | 11/21/11 | 78-65 | W | 22-Beal/Boynton | 7-Young/Rosario | 7-Walker |
| JACKSONVILLE | 11/25/11 | 107-62 | W | 22-Boynton | 9-Young/Beal/Yeguete | 6-Walker |
| vs Stetson | 11/28/11 | 96-70 | W | 22-Beal | 11-Yeguete | 6-Walker |
| at Syracuse | 12/2/11 | 68-72 | L | 22-Boynton | 10-Beal | 5-Walker |
| ARIZONA | 12/7/11 | 78-72 | W/OT | 25-Young | 10-Young | 5-Walker |
| vs Rider | 12/9/11 | 90-69 | W | 26-Boynton | 10-Young | 5-Yeguete |
| vs Texas A&M | 12/17/11 | 84-64 | W | 22-Boynton | 6-Yeguete | 6-Walker |
| MISS VALLEY STATE | 12/19/11 | 82-54 | W | 19-Walker | 8-Murphy/Young | 4-Boynton/Young |
| FLORIDA STATE | 12/22/11 | 82-64 | W | 21-Beal | 8-Yeguete | 7-Walker |
| at Rutgers | 12/29/11 | 83-85 | L/2OT | 26-Boynton | 8-Murphy | 6-Walker |
| YALE | 12/31/11 | 90-70 | W | 26-Boynton | 8-Yeguete | 5-Walker/Young |
| UAB | 1/3/12 | 79-61 | W | 23-Walker | 11-Yeguete | 6-Walker |
| at Tennessee | 1/7/12 | 56-67 | L | 13-Boynton/Murphy | 7-Young | 3-Boynton |
| GEORGIA | 1/10/12 | 70-48 | W | 17-Boynton/Beal | 10-Young/Beal | 3-Boynton |
| at South Carolina | 1/14/12 | 79-65 | W | 15-Boynton | 8-Yeguete | 7-Walker |
| LSU | 1/21/12 | 76-64 | W | 15-Murphy | 8-Beal | 3-Wilbekin/Walker |
| at Ole Miss | 1/26/12 | 64-60 | W | 15-Young | 4-Young/Yeguete/Murphy | 9-Walker |
| MISSISSIPPI STATE | 1/28/12 | 69-57 | W | 19-Beal | 7-Yeguete | 5-Boynton |
| SOUTH CAROLINA | 2/2/12 | 74-66 | W | 24-Boynton | 11-Beal | 7-Walker |
| VANDERBILT | 2/4/12 | 73-65 | W | 18-Boynton | 8-Yeguete | 5-Walker |
| at Kentucky | 2/7/12 | 58-78 | L | 18-Boynton | 7-Yeguete | 3-Beal |
| TENNESSEE | 2/11/12 | 70-75 | L | 16-Beal/Boynton | 8-Beal/Young | 3-Beal |
| at Alabama | 2/14/12 | 61-52 | W | 19-Young | 8-Beal | 7-Walker |
| at Arkansas | 2/18/12 | 98-68 | W | 31-Walker | 11-Yeguete | 5-Walker |
| AUBURN | 2/21/12 | 63-47 | W | 20-Boynton | 7-Walker | 5-Walker |
| at Georgia | 2/25/12 | 62-76 | L | 19-Beal | 12-Beal | 2-Beal/Boynton |
| at Vanderbilt | 2/28/12 | 67-77 | L | 16-Beal | 8-Young | 3-Walker |
| KENTUCKY | 3/4/12 | 59-74 | L | 21-Young | 9-Young | 5-Walker |
| vs Alabama | 3/9/12 | 66-63 | W | 16-Beal | 7-Beal | 5-Beal |
| vs Kentucky | 3/10/12 | 71-74 | L | 24-Murphy | 8-Beal | 5-Beal |
| vs Virginia | 3/16/12 | 71-45 | W | 14-Beal/Prather | 11-Beal | 2-Four tied |
| vs Norfolk State | 3/18/12 | 84-50 | W | 20-Boynton | 9-Beal | 4-Boynton |
| vs Marquette | 3/22/12 | 68-58 | W | 21-Beal | 10-Murphy | 5-Boynton |
| vs Louisville | 3/24/12 | 68-72 | L | 14-Beal/Murphy | 8-Murphy | 7-Walker |

GAME-BY-GAME STATISTICS

| Opponent | 1st | 2nd | Score | Mar | Total FG | FG Pct | 3-Pointers | 3FG Pct | Free Throws | FT Pct | Reb | Mar | Assist | TO | Block | Steal | Fouls |
|-------------------|-------|-------|--------|------|-------------|-----------|-------------|-----------|-------------|------------|-------|------|--------|-------|-------|-------|-------|
| JACKSON STATE | 59/23 | 40/36 | 99-59 | +40 | 39-76/16-47 | .513/.340 | 13-30/9-13 | .433/.692 | 8-15/18-21 | .533/.857 | 44/29 | +15 | 20/6 | 10/24 | 6/4 | 12/6 | 14/13 |
| Ohio State | 32/35 | 42/46 | 74-81 | (7) | 25-56/25-53 | .446/.472 | 11-22/4-15 | .500/.267 | 13-21/27-34 | .619/.794 | 38/29 | +9 | 11/16 | 16/7 | 4/2 | 3/8 | 22/18 |
| NORTH FLORIDA | 39/22 | 52/33 | 91-55 | +36 | 32-66/20-58 | .485/.345 | 11-29/2-14 | .379/.143 | 16-29/13-16 | .552/.813 | 45/37 | +8 | 18/8 | 11/21 | 3/0 | 12/5 | 18/20 |
| Wright State | 44/29 | 34/36 | 78-65 | +13 | 23-51/23-54 | .451/.426 | 12-27/7-22 | .444/.318 | 20-30/12-18 | .667/.667 | 40/26 | +14 | 19/14 | 15/12 | 1/4 | 6/8 | 17/24 |
| JACKSONVILLE | 58/38 | 49/24 | 107-62 | +45 | 37-67/24-62 | .552/.387 | 11-25/5-15 | .440/.333 | 22-35/9-17 | .629/.529 | 46/35 | +11 | 20/8 | 7/15 | 4/1 | 9/6 | 18/22 |
| Stetson | 47/31 | 49/39 | 96-70 | +26 | 34-73/24-58 | .466/.414 | 14-35/1-17 | .400/.059 | 14-20/21-29 | .700/.724 | 43/37 | +6 | 22/14 | 10/18 | 6/3 | 14/4 | 21/19 |
| Syracuse | 27/31 | 41/41 | 68-72 | (4) | 26-57/26-64 | .456/.406 | 9-26/3-17 | .346/.176 | 7-11/17-21 | .636/.810 | 33/40 | (7) | 15/13 | 20/14 | 7/4 | 8/10 | 17/12 |
| ARIZONA | 32/33 | 34/33 | 78-72 | +6 | 28-68/26-55 | .412/.473 | 7-26/9-24 | .269/.375 | 15-32/11-15 | .469/.733 | 47/35 | +12 | 15/14 | 10/17 | 3/5 | 10/6 | 15/26 |
| Rider | 43/27 | 47/42 | 90-69 | +21 | 35-71/28-57 | .493/.491 | 14-33/8-19 | .424/.421 | 6-10/5-10 | .600/.500 | 35/33 | +2 | 25/14 | 6/13 | 1/5 | 7/4 | 13/12 |
| Texas A&M | 50/25 | 34/39 | 84-64 | +20 | 25-52/26-57 | .481/.456 | 11-31/5-13 | .355/.385 | 23-30/7-12 | .767/.583 | 33/28 | +5 | 13/17 | 12/14 | 3/0 | 9/5 | 14/21 |
| MISS VALLEY STATE | 46/22 | 36/32 | 82-54 | +28 | 26-54/20-65 | .481/.308 | 10-21/6-32 | .476/.188 | 20-24/8-8 | .833/1.000 | 44/32 | +12 | 15/10 | 14/11 | 2/2 | 4/5 | 13/23 |
| FLORIDA STATE | 32/24 | 50/40 | 82-64 | +18 | 28-58/24-59 | .483/.407 | 10-28/7-23 | .357/.304 | 16-24/9-10 | .667/.900 | 35/35 | - | 15/9 | 11/19 | 3/3 | 12/7 | 14/20 |
| Rutgers | 34/30 | 32/36 | 83-85 | (2) | 28-62/35-72 | .452/.486 | 9-27/7-18 | .333/.389 | 18-19/8-11 | .947/.727 | 37/36 | +1 | 14/18 | 18/11 | 6/2 | 4/6 | 16/18 |
| YALE | 46/35 | 44/35 | 90-70 | +20 | 31-58/27-63 | .534/.429 | 12-21/11-21 | .571/.524 | 16-23/5-8 | .696/.625 | 32/37 | (5) | 24/19 | 7/11 | 4/3 | 5/1 | 12/21 |
| UAB | 37/26 | 42/35 | 79-61 | +18 | 31-61/20-55 | .508/.364 | 15-27/5-17 | .556/.294 | 2-5/16-21 | .400/.762 | 34/36 | (2) | 21/7 | 6/10 | 1/0 | 4/1 | 17/13 |
| Tennessee | 29/33 | 27/34 | 56-67 | (11) | 20-56/25-49 | .357/.510 | 7-22/5-10 | .318/.500 | 9-15/12-21 | .600/.571 | 37/34 | +3 | 10/15 | 15/13 | 7/3 | 7/8 | 20/19 |
| GEORGIA | 35/21 | 35/27 | 70-48 | +22 | 24-48/20-55 | .500/.364 | 7-21/7-18 | .333/.389 | 15-18/1-9 | .833/.111 | 33/34 | (1) | 8/10 | 6/10 | 6/4 | 5/2 | 12/15 |
| South Carolina | 40/41 | 39/24 | 79-65 | +14 | 25-47/23-55 | .532/.418 | 12-24/9-24 | .500/.375 | 17-21/10-14 | .810/.714 | 25/30 | (5) | 19/7 | 10/12 | 3/1 | 4/4 | 17/22 |
| LSU | 38/26 | 38/38 | 76-64 | +12 | 27-48/28-63 | .563/.444 | 7-21/5-14 | .333/.357 | 15-20/3-5 | .750/.600 | 30/29 | +1 | 11/14 | 12/11 | 3/1 | 5/1 | 13/19 |
| Ole Miss | 28/38 | 36/22 | 64-60 | +4 | 24-51/22-52 | .471/.423 | 10-27/7-12 | .370/.583 | 6-11/9-13 | .545/.692 | 23/41 | (18) | 21/12 | 6/14 | 0/1 | 5/5 | 15/16 |
| MISSISSIPPI STATE | 30/27 | 39/30 | 69-57 | +12 | 27-56/21-48 | .482/.438 | 11-24/7-16 | .458/.438 | 4-7/8-14 | .571/.571 | 26/34 | (8) | 15/10 | 5/14 | 3/1 | 5/2 | 11/14 |
| SOUTH CAROLINA | 37/28 | 37/38 | 74-66 | +8 | 22-59/25-56 | .373/.446 | 7-28/6-21 | .250/.286 | 23-32/10-14 | .719/.714 | 42/30 | +12 | 12/8 | 13/15 | 3/7 | 6/4 | 11/28 |
| VANDERBILT | 37/34 | 36/31 | 73-65 | +8 | 23-60/22-53 | .383/.415 | 11-24/8-25 | .458/.320 | 16-17/13-18 | .941/.722 | 39/34 | +5 | 12/12 | 14/17 | 2/3 | 9/9 | 18/17 |
| Kentucky | 26/38 | 32/40 | 58-78 | (20) | 22-63/29-55 | .349/.527 | 6-27/9-15 | .222/.600 | 8-12/11-11 | .667/1.000 | 31/38 | (7) | 9/18 | 9/13 | 2/6 | 3/4 | 12/13 |
| TENNESSEE | 30/41 | 40/34 | 70-75 | (5) | 20-47/24-49 | .426/.490 | 11-29/5-11 | .379/.455 | 19-28/22-34 | .679/.647 | 30/36 | (6) | 9/14 | 15/13 | 4/2 | 7/4 | 24/22 |
| Alabama | 26/26 | 35/26 | 61-52 | +9 | 21-52/18-45 | .404/.400 | 6-21/4-16 | .286/.250 | 13-16/12-24 | .813/.500 | 32/34 | (2) | 13/9 | 13/18 | 3/4 | 8/6 | 17/18 |
| Arkansas | 53/27 | 45/41 | 98-68 | +30 | 28-48/21-57 | .583/.368 | 13-23/8-22 | .565/.364 | 29-34/18-29 | .853/.621 | 40/24 | +16 | 14/14 | 11/7 | 4/4 | 3/6 | 22/28 |
| AUBURN | 27/30 | 36/17 | 63-47 | +16 | 23-43/18-54 | .535/.333 | 11-21/6-17 | .524/.353 | 6-8/5-11 | .750/.455 | 39/24 | +15 | 13/10 | 18/9 | 3/3 | 4/6 | 11/17 |
| Georgia | 27/36 | 35/40 | 62-76 | (14) | 22-60/27-51 | .367/.529 | 5-23/7-20 | .217/.350 | 13-15/15-21 | .867/.714 | 36/30 | +6 | 8/16 | 11/10 | 2/6 | 5/8 | 19/15 |
| Vanderbilt | 27/30 | 40/47 | 67-77 | (10) | 26-58/23-44 | .448/.523 | 8-24/12-24 | .333/.500 | 7-11/19-26 | .636/.731 | 29/28 | +1 | 7/14 | 9/12 | 2/2 | 7/3 | 21/13 |
| KENTUCKY | 32/40 | 27/34 | 59-74 | (15) | 21-55/31-59 | .382/.525 | 6-22/5-12 | .273/.417 | 11-11/7-11 | 1.000/.636 | 30/36 | (6) | 14/11 | 7/6 | 2/9 | 3/7 | 10/9 |
| Alabama | 26/24 | 40/39 | 66-63 | +3 | 20-52/24-45 | .385/.533 | 10-30/3-8 | .333/.375 | 16-19/12-16 | .842/.750 | 27/32 | (5) | 15/13 | 5/11 | 4/1 | 6/1 | 14/17 |
| Kentucky | 39/40 | 32/34 | 71-74 | (3) | 29-60/27-60 | .483/.450 | 11-22/5-17 | .500/.294 | 2-2/15-20 | 1.000/.750 | 25/39 | (14) | 18/14 | 8/6 | 1/4 | 3/5 | 15/8 |
| Virginia | 30/22 | 41/23 | 71-45 | +26 | 28-53/18-47 | .528/.383 | 4-23/3-18 | .174/.167 | 11-17/6-10 | .647/.600 | 39/23 | +16 | 11/12 | 12/13 | 0/1 | 6/5 | 10/15 |
| Norfolk State | 47/19 | 37/31 | 84-50 | +34 | 28-53/18-66 | .528/.273 | 10-28/4-24 | .357/.167 | 18-25/10-13 | .720/.769 | 48/31 | +17 | 13/9 | 13/8 | 4/3 | 4/3 | 12/21 |
| Marquette | 36/30 | 32/28 | 68-58 | +10 | 24-59/20-65 | .407/.308 | 7-27/6-21 | .259/.286 | 13-15/12-18 | .867/.667 | 42/41 | +1 | 15/11 | 11/9 | 9/3 | 5/8 | 15/17 |
| Louisville | 41/33 | 27/39 | 68-72 | (4) | 24-48/27-60 | .500/.450 | 8-20/6-16 | .400/.375 | 12-18/12-15 | .667/.800 | 32/30 | +2 | 17/11 | 14/6 | 3/3 | 4/6 | 15/21 |

Note: Game totals are displayed in the format TEAM/OPPONENT for each category

HIGHS AND LOWS

PLAYER HIGHS

| | | Florida | | Opponents |
|---------------------|----|--|----|--|
| Points | 31 | Erving Walker, at Arkansas (2/18/12) | 31 | BJ Young, at Arkansas (2/18/12) |
| 3-Pt FG Made | 7 | Erving Walker, UAB (1/3/12) | 31 | Eli Carter, at Rutgers (12/29/11) |
| Rebounds | 12 | Bradley Beal, at Georgia (2/25/12) | 6 | John Jenkins, at Vanderbilt (2/28/12) |
| | 12 | Patric Young, at Ohio State (11/15/11) | 6 | Jenirro Bush, JACKSON STATE (11/11/11) |
| Assists | 9 | Erving Walker, at Ole Miss (1/26/12) | 10 | Marquis Teague, at Kentucky (2/7/12) |
| Steals | 4 | Erik Murphy, at Alabama (2/14/12) | 4 | Kentavious Caldwell-Pope, at Georgia (2/25/12) |
| | 4 | Will Yeguete, ARIZONA (12/7/11) | 4 | Jeffery Taylor, VANDERBILT (2/4/12) |
| | 4 | Will Yeguete, vs. Stetson (11/28/11) | 4 | Scoop Jardine, at Syracuse (12/2/11) |
| | 4 | Scottie Wilbekin, NORTH FLORIDA (11/17/11) | | |
| Blocks | 4 | Erik Murphy, at Tennessee (1/7/12) | 6 | Anthony Davis, vs. Kentucky (3/4/12) |
| | | | 6 | Donte' Williams, at Georgia (2/25/12) |
| | | | 6 | Damontre Harris, SOUTH CAROLINA (2/2/12) |

Team Highs and Lows

| | | Florida | | Opponents | |
|------------|------|---------|------------------------------|-----------|------------------------------------|
| Points | HIGH | 107 | JACKSONVILLE (11/25/11) | 85 | at Rutgers (12/29/11) |
| | LOW | 56 | at Tennessee (1/7/12) | 45 | vs. Virginia (3/16/12) |
| FG Made | HIGH | 39 | JACKSON STATE (11/11/11) | 35 | at Rutgers (12/29/11) |
| | LOW | 20 | vs. Alabama (3/9/12) | 16 | JACKSON STATE (11/11/11) |
| | | 20 | TENNESSEE (2/11/12) | | |
| | | 20 | at Tennessee (1/7/12) | | |
| FG Att. | HIGH | 76 | JACKSON STATE (11/11/11) | 72 | at Rutgers (12/29/11) |
| | LOW | 43 | AUBURN (2/21/12) | 44 | at Vanderbilt (2/28/12) |
| FG Pct. | HIGH | .583 | at Arkansas, 28-48 (2/18/12) | .533 | vs. Alabama, 24-45 (3/9/12) |
| | LOW | .349 | at Kentucky, 22-63 (2/7/12) | .273 | vs. Norfolk State, 18-66 (3/18/12) |
| 3-Pt. Made | HIGH | 15 | UAB (1/3/12) | 12 | at Vanderbilt (2/28/12) |
| | LOW | 4 | vs. Virginia (3/16/12) | 1 | vs. Stetson (11/28/11) |
| 3-Pt. Att. | HIGH | 35 | vs. Stetson (11/28/11) | 32 | MISS VALLEY STATE (12/19/11) |
| | LOW | 20 | vs. Louisville (3/24/12) | 8 | vs. Alabama (3/9/12) |
| 3-Pt. Pct. | HIGH | .571 | YALE, 12-21 (12/31/11) | .692 | JACKSON STATE, 9-13 (11/11/11) |
| | LOW | .174 | vs. Virginia, 4-23 (3/16/12) | .059 | vs. Stetson, 1-17 (11/28/11) |
| FT Made | HIGH | 29 | at Arkansas (2/18/12) | 27 | at Ohio State (11/15/11) |
| | LOW | 2 | vs. Kentucky (3/10/12) | 1 | GEORGIA (1/10/12) |
| FT Att. | HIGH | 2 | UAB (1/3/12) | 34 | TENNESSEE (2/11/12) |
| | | 35 | JACKSONVILLE (11/25/11) | | |
| | LOW | 2 | vs. Kentucky (3/10/12) | 5 | LSU (1/21/12) |
| FT Pct. | HIGH | 1.000 | KENTUCKY, 11-11 (3/4/12) | 1.000 | at Kentucky, 11-11 (2/7/12) |
| | | 1.000 | vs. Kentucky, 2-2 (3/10/12) | | |
| | LOW | .400 | UAB, 2-5 (1/3/12) | .111 | MISS VALLEY STATE, 8-8 (12/19/11) |
| Rebounds | HIGH | 48 | vs. Norfolk State (3/18/12) | 41 | vs. Marquette (3/22/12) |
| | | 41 | at Ole Miss (1/26/12) | | |
| | LOW | 23 | at Ole Miss (1/26/12) | 23 | vs. Virginia (3/16/12) |
| | | 25 | vs. Rider (12/9/11) | | |
| Assists | HIGH | 25 | at Vanderbilt (2/28/12) | 19 | YALE (12/31/11) |
| | LOW | 7 | at Vanderbilt (2/28/12) | 6 | JACKSON STATE (11/11/11) |
| Steals | HIGH | 14 | vs. Stetson (11/28/11) | 10 | at Syracuse (12/21/11) |
| | | 3 | vs. Kentucky (3/10/12) | | |
| | LOW | 3 | KENTUCKY (3/4/12) | 1 | vs. Alabama (3/9/12) |
| | | 3 | at Arkansas (2/18/12) | | |
| | | 3 | at Kentucky (2/7/12) | | |
| | | 3 | at Ohio State (11/15/11) | | |
| Blocks | HIGH | 9 | vs. Marquette (3/22/12) | 9 | KENTUCKY (3/4/12) |
| | | 0 | vs. Virginia (3/16/12) | | |
| | LOW | 0 | at Ole Miss (1/26/11) | 0 | UAB (1/3/12) |
| | | 0 | vs. Texas A&M (12/17/11) | | |
| Turnovers | HIGH | 20 | at Syracuse (12/2/11) | 24 | JACKSON STATE (11/11/11) |
| | | 5 | vs. Alabama (3/9/12) | | |
| | LOW | 5 | MISSISSIPPI STATE (1/28/12) | 6 | vs. Louisville (3/24/12) |
| | | 6 | vs. Kentucky (3/10/12) | | |
| | | 6 | KENTUCKY (3/4/12) | | |
| | | 6 | KENTUCKY (3/4/12) | | |
| Fouls | HIGH | 24 | TENNESSEE (2/11/12) | 28 | at Arkansas (2/18/12) |
| | | 10 | vs. Virginia (3/16/12) | | |
| | LOW | 10 | KENTUCKY (3/4/12) | 8 | SOUTH CAROLINA (2/2/12) |
| | | | | | vs. Kentucky (3/10/12) |

SINGLE GAME RECORDS

INDIVIDUAL GAME RECORDS

POINTS

Overall: 54, Tony Miller vs. Chicago State, Feb. 29, 1972
Home Court: 54, Tony Miller vs. Chicago State, Feb. 29, 1972
Opponent's Court: 39, Tony Miller vs. Auburn, Jan. 8, 1972
Half: 28, Tony Miller vs. Chicago State, Feb. 29, 1972
One Overtime Period (5 min.): 13, Craig Brown vs. Ole Miss, Feb. 2, 1991 (second of two OTs)
Losing Effort: 39, Andy Owens vs. Louisville, Dec. 20, 1969
Freshman: 38, Vernon Delancy vs. Alabama, Jan. 24, 1981
Sophomore: 40, Eugene McDowell vs. Biscayne, Dec. 21, 1982
Junior: 54, Tony Miller vs. Chicago State, Feb. 29, 1972
Senior: 41, Andy Owens vs. Mississippi State, Feb. 21, 1970; Joe Hobbs vs. Georgia, March 1, 1958
By Opponent: 53, Chris Jackson (LSU), Dec. 10, 1988



Dan Cross went a perfect 16-of-16 from the line at Rupp Arena on Feb. 18, 1995, tying the UF record for most free throws without a miss.

FIELD GOALS

Made:
 21, Tony Miller vs. Chicago State (38 att.), Feb. 29, 1972
 19, Dick Tomlinson vs. Tampa, Dec. 11, 1963
 16, Andy Owens vs. Mississippi State (29 att.), Feb. 21, 1970
 16, Neal Walk vs. LSU (31 att.), Jan. 6, 1968
 16, Joe Hobbs vs. Georgia (36 att.), March 1, 1958

Made in Half:
 11, Tony Miller vs. Chicago State, Feb. 9, 1972
 10, Tony Miller vs. Auburn, Feb. 12, 1972
 10, Neal Walk vs. LSU, Jan. 6, 1968
 10, Joe Hobbs vs. Rollins, Dec. 8, 1955

Attempted:
 38, Tony Miller vs. Chicago State, (made 21), Feb. 29, 1972
 36, Joe Hobbs vs. Georgia, (made 16), March 1, 1958
 31, Neal Walk vs. Alabama, (made 14), Jan. 27, 1968
 29, Andy Owens vs. Mississippi State, (made 16), Feb. 21, 1970
 29, Neal Walk vs. Georgia, (made 14), March 1, 1969
 29, Harry Hamilton vs. Florida Southern, (made 14), Feb. 3, 1951

Percentage:

1.000, David Lee, vs. Northeastern (12-12), Dec. 22, 2003
 1.000, Joakim Noah vs. Savannah State (10-10), Jan. 18, 2006
 1.000, Randall Leath, vs. Biscayne (10-10), Nov. 21, 1981
 1.000, Marreese Speights at South Carolina (8-8), Jan. 23, 2008
 1.000, Jonathan Mitchell vs. Temple (6-6), Dec. 30, 2007
 .929, Eugene McDowell vs. Miss. State (13-14), Jan. 5, 1983
 .929, Reggie Hannah vs. Hofstra (13-14), Dec. 13, 1977
 .923, Reggie Hannah vs. Mercer (12-13), Dec. 18, 1979
 .917, Larry Brewster vs. Alabama (11-12), Feb. 27, 1978

3-Pt Made:

9, Joe Lawrence vs. California (10 att.), Dec. 27, 1986
 8, Greg Stolt vs. LSU (15 att.), March 4, 1999
 8, Jason Williams vs. Auburn (12 att.), Feb. 11, 1998
 7, 10x, last by Chandler Parsons vs. Vanderbilt, Jan. 25, 2009

3-Pt Attempted:

18, Anthony Roberson vs. Tennessee, Jan. 19, 2005
 16, Anthony Roberson vs. Alabama, March 12, 2004
 15, Greg Stolt vs. LSU, March 4, 1999
 14, 3x, last by Kenny Boynton vs. Vanderbilt, Jan. 9, 2010
 13, 6x, last by Kenny Boynton vs. BYU, March 24, 2011

3-Pt Percentage (10 min.):

.900, Joe Lawrence vs. California (9-of-10), Dec. 27, 1986

Consecutive Games with a three-pointer:

39, Lee Humphrey, Nov. 14, 2006 to April 2, 2007
 34, Kenny Boynton, Feb. 1, 2011 Jan. 14, 2012
 33, Brett Nelson, Dec. 2, 2000 to Dec. 2, 2001
 29, Craig Brown, Jan. 24, 1993 to Jan. 18, 1994
 28, Anthony Roberson, Nov. 27, 2004 to March 18, 2005
 24, Anthony Roberson, Dec. 22, 2003 to Nov. 23, 2004
 23, Matt Walsh, Dec. 20, 2003 to March 14, 2004
 22, Lee Humphrey, March 18, 2005 to Jan. 28, 2006
 17, Lee Humphrey, Feb. 8, 2006 to April 3, 2006
 16, Greg Stolt, Jan. 20, 1999 to March 18, 1999

FREE THROWS

Made:

19, Joakim Noah vs. Georgia (22 att.), March 1, 2006
 18, Neal Walk vs. LSU (21 att.), Feb. 5, 1968
 17, Ronnie Williams vs. Alabama, (21 att.), March 3, 1983
 17, Neal Walk vs. Miami (21 att.), Dec. 7, 1969
 16, Dan Cross vs. Kentucky (16 att.), Feb. 18, 1995
 16, Tom Barbee vs. Florida State (19 att.), Jan. 16, 1963
 16, Joe Hobbs vs. Miami (16 att.), Jan. 16, 1958

Attempted:

22, Joakim Noah vs. Georgia (made 19), March 1, 2006
 22, Reggie Hannah vs. Iowa State (made 15), Dec. 26, 1979
 21, Ronnie Williams vs. Alabama (made 17), March 3, 1983
 21, Neal Walk vs. Miami (made 17), Dec. 7, 1969
 21, Neal Walk vs. LSU (made 18), Feb. 15, 1968
 19, Tom Barbee vs. Florida State (made 16), Jan. 16, 1963

Made Without a Miss:

16, Dan Cross, vs. Kentucky, Feb. 18, 1995
 16, Joe Hobbs, vs. Miami, Jan. 16, 1958
 14, Matt Walsh, vs. Vanderbilt, Feb. 7, 2004
 14, Matt Walsh, vs. Miami, Dec. 21, 2002
 14, Sonny Powell, vs. Miss. State, Feb. 20, 1954



Tony Miller holds Florida's single-game scoring record, posting 54 points against Chicago State on Feb. 29, 1972, to help the Gators to a 120-69 victory. Miller also holds the UF record for most points on an opponent's court with 39 at Auburn on Jan. 8, 1972

13, Vernon Delancy (13-13), vs. Florida Southern, Dec. 18, 1980
 13, Sonny Powell (13-13), vs. Georgia Tech, Feb. 28, 1955
 13, Rick Casares (13-13), vs. Georgia Tech, Jan. 13, 1951
 12, Kenny Boynton (12-12), vs. Georgia, Jan. 25, 2011
 12, Jason Williams (12-12), vs. Tennessee, Jan. 3, 1998
 12, Taurean Green (12-12), vs. Auburn, Jan. 14, 2006
 12, Bruno Caldwell (12-12), vs. Auburn, Jan. 14, 1974
 11, Nick Calathes (11-11) vs. Georgia Southern, Dec. 15, 2007
 11, Neal Walk (11-11), vs. Alabama, March 8, 1969
 10, 7x, last by Kenny Boynton (10-10), vs. Tennessee, March 11, 2011

Half:

13, Scott Stewart vs. Tennessee, Jan. 24, 1993 (second half)
 12, Joe Hobbs vs. Miami, Jan. 16, 1958 (second half)

REBOUNDS

Number:

31, Neal Walk vs. Alabama, Jan. 27, 1968
 31, Jim Zinn vs. Ole Miss, Feb. 18, 1957
 30, Jim Zinn vs. Wofford, Dec. 5, 1955
 30, Lew Doss vs. Miss. State, Feb. 19, 1955
 29, Neal Walk vs. Kentucky, Dec. 4, 1967

Half:

22, Neal Walk vs. Florida State, Dec. 7, 1967

Assists

Number:

17, Jason Williams vs. Duquesne, Dec. 3, 1997
 16, Jerry Hoover vs. Alabama, March 6, 1971
 15, Steve Williams vs. Virginia Tech, Jan. 20, 1973
 14, Mike Leatherwood vs. Furman, Jan. 18, 1969
 14, Jerry Hoover vs. Auburn, Feb. 12, 1972
 14, Boyd Welsch vs. Furman, Jan. 18, 1969

Games

Consecutive Games Started:
 128, Andrew DeClercq, 1991-94

STEALS

Number:

8, Clifford Lett vs. Georgia, Jan. 7, 1989
 7, Brett Nelson vs. VMI, Dec. 28, 1999

SINGLE GAME RECORDS

7, Hosie Grimsley vs. Tennessee, Jan. 17, 1990
 7, Stacey Poole vs. Wichita State, Dec. 7, 1991
 7, Andrew DeClercq vs. Jacksonville, Dec. 8, 1992
 7, Dan Cross vs. Georgia, Feb. 16, 1994
 7, Kenyan Weaks vs. Morehead State, Dec. 22, 1998
 7, Eddie Shannon at LSU, Jan. 20, 1999
 7, Dan Werner vs. Georgia, Feb. 9, 2008

BLOCKED SHOTS

Number:

9, Dwayne Davis vs. New Orleans, Dec. 27, 1989
 7, 6x, last by Al Horford vs. Ole Miss, Feb. 16, 2005

MINUTES PLAYED

Number:

55, Richard Glasper vs. Tennessee, March 4, 1978 (3 OT)
 53, Larry Brewster vs. Tennessee, March 4, 1978 (3 OT)
 50, Reggie Hannah vs. Vanderbilt, Feb. 6, 1978 (2 OT)
 49, Ronnie Williams vs. Vanderbilt, March 3, 1982 (2 OT)
 48, 3x, last by Justin Hamilton vs. Miami, Dec. 21, 2002 (2OT)

TEAM GAME RECORDS

POINTS

Overall: 131 vs. New Hampshire, 131-72, Nov. 29, 1999
Home Court: 131 vs. New Hampshire, 131-72, Nov. 29, 1999

Opponent's Court: 115 vs. Hawaii, 115-83, Dec. 29, 1986 at Honolulu, Hawaii, Hawaii Rainbow Classic

Neutral Court: 109 vs. Fairfield, 109-99 (2 OT), Dec. 15, 1978 at Providence, R.I., Industrial National Classic

First Half: 67 vs. Chicago State, 67-28, Feb. 29, 1972

Second Half: 71 vs. Jackson State, 71-34, March 16, 2007

Losing Effort: 101 vs. LSU, 111-101, Dec. 10, 1988

By Opponent: 116, Tennessee, 116-73, Jan. 11, 1979 at Tennessee; 116, Duke, 116-86, Dec. 9, 1998 at Duke

Both Teams: 212 vs. LSU, 101-111, Dec. 10, 1988

Fewest Points Scored Since 1938: 18, 3x, last vs. Alabama, Dec. 15, 1946

Fewest Points Allowed Since 1938: 15 vs. Georgia, Jan. 13, 1939

Fewest Points Scored Since 1986: 40 vs. Georgetown, Feb. 10, 1990

Fewest Points Allowed Since 1986: 27 vs. Southern, Nov. 28, 2006

Fewest Points Scored in a Half Since 1966: 10 vs. Florida State, Dec. 7, 1966

Fewest Points Allowed in a Half Since 1966: 6 vs. Florida State, Dec. 7, 1966

Fewest Points Allowed in a Half Since 1986: 11 vs. Southern, Nov. 28, 2006

FIELD GOALS

Made:

50 vs. NW Missouri State, Dec. 9, 1974
 49 vs. St. Thomas, Dec. 20, 1985
 49 vs. South Florida, Dec. 4, 1971
 48 vs. Chicago St., Feb. 29, 1972
 47 vs. Miami, Jan. 9, 1964

Fewest Made:

13 vs. Georgia Southern, Dec. 15, 2007
 13 vs. Virginia Tech, Dec. 29, 1969
 14 vs. Georgetown, Feb. 10, 1990
 15 vs. Tennessee, Jan. 25, 1997



Jason Williams dished out a Florida-record 17 assists against Duquesne on Dec. 3, 1997, part of a 99-66 Gator win.

15 vs. Vanderbilt, Feb. 3, 1968
 16 vs. Michigan State, March 23, 2003
 16 vs. Georgia, Jan. 17, 1996

Attempted:

113 vs. South Florida, Dec. 4, 1971
 104 vs. LSU, Feb. 12, 1969
 95 vs. Jacksonville, Dec. 1, 1967
 94 vs. LSU, Dec. 18, 1970
 90 vs. Chicago St., Feb. 29, 1972
 90 vs. Auburn, Feb. 12, 1972

Fewest Attempted:

31 vs. Jacksonville, Feb. 18, 1980
 33 vs. Ole Miss, Feb. 24, 1984
 34 vs. Ole Miss, Jan. 16, 1982
 34 vs. Auburn, March 4, 1981
 35 vs. LSU, Jan. 27, 1990

Best Percentage:

.746 (44-59) vs. Missouri Western, Dec. 20, 1980
 .696 (32-46) vs. Providence, Dec. 16, 1978
 .691 (29-42) vs. Auburn, Jan. 13, 1961
 .686 (24-35) vs. Ole Miss, Feb. 13, 1982
 .682 (30-44) vs. Ole Miss, Feb. 26, 1983

Worst Percentage:

.245 vs. Virginia Tech, Dec. 29, 1969
 .255 vs. Georgia Southern, Dec. 15, 2007
 .288 vs. Florida State, Dec. 18, 1993
 .291 vs. Ole Miss, Feb. 16, 2002
 .293 vs. Vanderbilt, Jan. 6, 1968
 .297 vs. LSU, Dec. 22, 1972
 .306 vs. LSU, Feb. 5, 1992
 .306 vs. Kentucky, Jan. 21, 1981

Most 3-Pt Made:

18 vs. Robert Morris, Dec. 30, 1996
 17 vs. Arkansas, Jan. 14, 1998
 17 vs. Coastal Carolina, Nov. 30, 1998
 17 vs. South Carolina, Feb. 24, 1999
 17 vs. LSU, March 4, 1999
 16 vs. New Hampshire, Nov. 28, 2001

Fewest 3-Pt FG Made:

0 vs. Kentucky, Jan. 11, 1992
 0 vs. Charleston Southern, Dec. 4, 1991
 0 vs. Ole Miss, Jan. 2, 1990
 0 vs. Ole Miss, Feb. 5, 1989
 0 vs. Tennessee, Jan. 23, 1988
 0 vs. Georgia Tech, Nov. 23, 1987

Most 3-Pt Made Half:

12 vs. Vanderbilt, Jan. 25, 2009
 11 vs. South Carolina, Feb. 24, 1999
 11 vs. Jacksonville, Feb. 3, 1997

Most 3-Pt Attempted:

39 vs. Duquesne, Dec. 3, 1997
 36 vs. FAMU, Dec. 17, 2006
 36 vs. Alabama, March 12, 2004
 36 vs. LSU, March 4, 1999
 36 vs. UAB, Dec. 27, 1997
 35 vs. Robert Morris, Dec. 30, 1996
 35 vs. South Carolina, Feb. 24, 1999

Fewest 3-Pt Attempted:

1 vs. Florida State, Dec. 1, 1989
 2 vs. Georgia Tech, Nov. 23, 1987
 2 vs. Ole Miss, Jan. 2, 1990
 3 vs. Ole Miss, Feb. 5, 1989
 4 vs. Tennessee, Jan. 17, 1987
 4 vs. Kentucky, Feb. 18, 1995
 4 vs. South Carolina, Jan. 8, 1992

Best 3-Pt Percentage (min. 10 attempts):

.800 (8-10) vs. Hawaii, Dec. 29, 1986
 .769 (10-13) vs. Western Carolina, Dec. 2, 1986
 .727 (8-11) vs. Georgia, Jan. 6, 1990
 .714 (10-14) vs. California, Dec. 27, 1986
 .700 (7-10) vs. Ohio State, Dec. 16, 1987

Best 3-Pt Percentage (min. 20 attempts):

.600 (12-20) vs. Jacksonville, Dec. 4, 2009
 .600 (15-25) vs. Vanderbilt, Jan. 25, 2009
 .591 (13-22) vs. Vanderbilt, March 13, 2004
 .571 (12-21) vs. Yale, Dec. 31, 2011
 .571 (12-21) vs. Kentucky, Feb. 1, 1998
 .567 (17-30) vs. Coastal Carolina, Nov. 30, 1998
 .565 (13-24) vs. Arkansas, Feb. 18, 2012
 .556 (15-27) vs. UAB, Jan. 3, 2012
 .550 (11-20) vs. Temple, Dec. 30, 2007
 .524 (11-21) vs. Vanderbilt, March 12, 2011
 .524 (11-21) vs. South Florida, Dec. 10, 1996

Best 3-Pt Percentage (min. 30 attempts):

.567 (17-of-30) vs. Coastal Carolina, Nov. 30, 1998
 .514 (18-of-39) vs. Robert Morris, Dec. 30, 1996
 .486 (17-of-35) vs. South Carolina, Feb. 19, 1999
 .472 (17-of-36) vs. LSU, March 4, 1999

FREE THROWS

Most Made:

46 vs. Florida State, Dec. 6, 1962
 40 vs. Morehead State, Dec. 22, 1998
 40 vs. Mississippi State, Feb. 26, 1972
 40 vs. Miami, Jan. 10, 1957
 40 vs. Tulane, Jan. 7, 1955
 38 vs. Auburn, Jan. 8, 1983
 38 vs. LSU, Jan. 4, 1965
 38 vs. St. Joseph's, Dec. 19, 1956

Most Attempted:

56 vs. St. Joseph's, Dec. 19, 1956
 54 vs. Mississippi State, Feb. 26, 1972
 53 vs. Florida State, Dec. 6, 1962
 53 vs. Tulane, Jan. 16, 1953
 50 vs. Morehead State, Dec. 22, 1998
 50 vs. Auburn, Jan. 8, 1993

Most Made Without a Miss:

27 vs. Tennessee, Jan. 8, 1994

SINGLE GAME RECORDS

17 vs. South Carolina, Jan. 5, 1997
 14 vs. Alabama, Feb. 8, 2003
 11 vs. Kentucky, March 4, 2012
 10 vs. South Carolina, Jan. 25, 2006
 10 vs. Mississippi State, March 11, 2005

REBOUNDS

Total:

79 vs. South Florida, Dec. 4, 1971
 77 vs. LSU, Feb. 10, 1968
 77 vs. Kentucky, Jan. 13, 1968
 72 vs. LSU, Feb. 11, 1967
 72 vs. Kentucky, Jan. 14, 1967

Offensive Rebounds:

26 vs. Louisville, Dec. 29, 1993
 25 vs. Arkansas, Feb. 28, 1995
 25 vs. Ole Miss, March 11, 1993
 25 vs. Vanderbilt, Jan. 25, 1989
 24 vs. Jackson State, March 16, 2007
 24 vs. Vanderbilt, March 6, 1988

Defensive Rebounds:

40 vs. Eastern Kentucky, Dec. 22, 2004
 40 vs. FAMU, Dec. 2, 2003
 40 vs. Miami, Dec. 19, 1988
 39 vs. New Hampshire, Dec. 30, 2000
 39 vs. FAMU, Dec. 10, 2000
 38 vs. Jackson State, March 16, 2007
 38 vs. South Florida, Dec. 23, 1989
 37 vs. Savannah St., Jan. 18, 2006
 37 vs. Robert Morris, Dec. 30, 1996
 36 vs. New Hampshire, Nov. 29, 1999
 36 vs. South Carolina, Feb. 11, 1995
 36 vs. Stetson, Dec. 11, 1993
 36 vs. South Florida, Dec. 23, 1989
 36 vs. Tennessee, March 11, 1989

FOULS

Committed:

37 vs. Florida Southern, Dec. 20, 1979
 35 vs. Kentucky, Jan. 10, 1990
 34 vs. LSU, Jan. 5, 1976
 33 vs. Alabama, March 3, 1983
 33 vs. Florida State, Jan. 26, 1981
 33 vs. Mississippi State, Feb. 26, 1972

ASSISTS

Made:

37 vs. Chicago State, Feb. 29, 1972
 36 vs. Virginia Tech, Jan. 20, 1973
 34 vs. Miami, Feb. 21, 1987
 34 vs. SMU, Dec. 4, 1986
 33 vs. Pennsylvania, Dec. 28, 1974
 33 vs. Valdosta State, Dec. 1, 1972
 32 vs. Eastern Illinois, Nov. 21, 2002

BLOCKED SHOTS

Made:

14 vs. Eastern Illinois, Nov. 21, 2002
 13 vs. New Orleans, Dec. 27, 1989
 12, 5x, last vs. FAMU, Dec. 17, 2006
 11, 4x, last vs. FAMU, Dec. 10, 2000



Lee Humphrey holds the Florida record for consecutive games with a three-pointer, connecting in 39 straight games beginning on Nov. 14, 2006, until the Gators brought home their second national championship on April 2, 2007.

STEALS

Made:

25 vs. Morehead State, Dec. 22, 1998
 24 vs. Central Florida, Nov. 22, 1996
 23 vs. LSU, Jan. 20, 1999
 22 vs. VMI, Dec. 28, 1999
 21 vs. Tennessee, Jan. 17, 1990

TURNOVERS

Forced in a Game:

37 vs. Central Florida, Nov. 22, 1996
 36 vs. St. Thomas, Dec. 20, 1984
 33 vs. VMI, Dec. 28, 1999
 33 vs. Florida A&M, Dec. 4, 1999
 33 vs. Morehead State, Dec. 22, 1998
 33 vs. Bethune-Cookman, Nov. 23, 1998
 33 vs. Biscayne, Dec. 4, 1979

Committed in a Game:

38 vs. Biscayne, Dec. 4, 1979
 34 vs. Georgia Tech, Jan. 2, 1974
 32 vs. UNC Charlotte, Dec. 7, 1990
 30 vs. Bethune-Cookman, Nov. 23, 1998
 30 vs. Kentucky, Feb. 15, 1997
 30 vs. LSU, Feb. 1, 1983
 30 vs. Kentucky, Feb. 4, 1978

O'CONNELL CENTER

INDIVIDUAL

| | Florida | Opponents |
|-------------------------|--|---|
| Points: | 40, Eugene McDowell vs. Biscayne, Dec. 21, 1982 | 53, Chris Jackson for LSU, Dec. 10, 1988 |
| Field Goals: | 15, Eugene McDowell vs. Biscayne, Dec. 21, 1982 | 18, Chuck Person for Auburn, Feb. 6, 1985 Vernon Delancy vs. Alabama, Jan. 24, 1981 |
| Field Goal Att.: | 26, Anthony Roberson vs. Tennessee, Jan. 19, 2005 | 33, Chuck Person for Auburn, Feb. 6, 1985 |
| Field Goal Pct.: | 1.000, David Lee vs. Northeastern (12-12), Dec. 22, 2003 | .875, Jamar Wilson for Albany (7-8), Nov. 10, 2005 Randall Leath vs. Biscayne, (10-10), Nov. 28, 1981 Joakim Noah vs Savannah St., (10-10), Jan. 18, 2006 Marresse Speights vs. Tennessee, (8-8), Mar. 5, 2008 |
| 3-Pt. FG: | 8, Jason Williams vs. Auburn, Feb. 11, 1998 | 9, Terrence Woods for Florida A&M, Dec. 2, 2003 |
| 3-Pt. FG Pct.: | 1.000 Matt Walsh vs. Bethune Cookman, (7-7), Dec. 28, 2002 | 1.000, Radenko Dobras for South Florida, (5-5), Dec. 15, 1991 Walter Hodge, vs. Stetson, (5-5), Dec. 20, 2006 John Caylor for Auburn, (5-of-5), Feb. 6, 1988 |
| Free Throws: | 19, Joakim Noah vs. Georgia, March 1, 2006 | 16, Chris Jackson for LSU, Dec. 10, 1988 |
| FT Attempts: | 22, Joakim Noah vs. Georgia, March 1, 2006 | 17, Shaquille O'Neal for LSU, Feb. 5, 1992 Chris Jackson for LSU, Dec. 10, 1988 |
| FT Pct.: | 1.000, Jason Williams vs. Tennessee, (12-of-12) Jan. 3, 1998 | 1.000, Tyrone Beaman for Tennessee, (12-12), Feb. 18, 1984 Teddy Dupay vs. Jacksonville, (10-of-10), Dec. 12, 1998 Litterial Green for Georgia, (10-of-10), Feb. 29, 1992 Joe Lawrence vs. LSU, (10-of-10), Feb. 1, 1984 |
| Rebounds: | 21, Eugene McDowell vs. Georgia, Jan. 6, 1982 | 19, Shaquille O'Neal for LSU, Feb. 27, 1991 |
| Assists: | 17, Jason Williams vs. Duquesne, Dec. 3, 1997 | 13, Roderick Barnes for Ole Miss, Feb. 12, 1986 |
| Blocked Shots: | 7, Al Horford vs. Ole Miss, Feb. 16, 2005 | 7, Jarvis Varnado for Mississippi State, Mar. 1, 2008 Andrew DeClercq vs. Richmond, March 19, 1992 Tim Duncan for Wake Forest, Dec. 9, 1995 Dwayne Schintzius vs. South Florida, Dec. 23, 1989 Dwayne Schintzius vs. Ohio State, Dec. 16, 1987 Dwayne Schintzius vs. Florida State, Dec. 12, 1987 |
| Steals: | 7, Dan Werner vs. Georgia, Feb. 9, 2008 | 7, Tony Williams for Florida State vs. South Florida, Brett Nelson vs. VMI, Dec. 28, 1999 Dec. 10, 1982, Florida Four Tournament Kenyan Weaks vs. Morehead State, Dec. 22, 1998 Jason Williams vs. Mississippi State, Feb. 4, 1998 Dan Cross vs. Georgia, Feb. 16, 1994 Andrew DeClercq vs. Jacksonville, Dec. 8, 1992 Hosie Grimsley vs. Tennessee, Jan. 17, 1990 |
| Minutes: | 46, Vernon Delancy vs. Tennessee, Feb. 18, 1984 | 45, Johnny Jones for LSU, Feb. 28, 1983 |

TEAM

| | Florida | Opponents |
|--------------------------------|--|--|
| Points: | 131 vs. New Hampshire, Nov. 29, 1999 | 111 by LSU, Dec. 10, 1988 |
| Points (Half): | 70 vs. Coastal Carolina, Nov. 30, 1998 | 58 by Georgia, Feb. 22, 1995 |
| Margin of Victory: | 75 vs. Florida A&M, 125-50, Dec. 10, 2000 | 31 by Kentucky, 94-63, Feb. 24, 1996 |
| Field Goals: | 46 vs. New Hampshire, Nov. 29, 1999 | 40 by Kentucky, Jan. 29, 1997 vs. Western Carolina, Dec. 2, 1986 |
| Field Goal Att.: | 83 vs. FAU, Nov. 27, 2000 | 80 by LSU, Jan. 3, 1981 |
| FG Pct.: | .660 vs. Bethune Cookman, 35 of 53, Dec. 9, 2005 | .649 by Ole Miss, 24 of 37, Feb. 13, 1982 |
| 3-Pt. FG: | 17 vs. South Carolina, Feb. 24, 1999 | 15 by Florida A&M, Dec. 2, 2003 vs. Coastal Carolina, Nov. 30, 1998 |
| 3-Pt. FG Att.: | 39 vs. Duquesne, Dec. 3, 1997 | 38 by Florida A&M, Dec. 2, 2003 |
| 3-Pt. FG Pct (min. 10): | .769 vs. Western Carolina, (10-13), Dec. 2, 1986 | .571 by Florida Gulf Coast, (8-14), Dec. 10, 2008 |
| Free Throws: | 40 vs. Morehead State, Dec. 22, 1998 | 34 by Florida State, Jan. 26, 1981 |
| FT Attempts: | 50 vs. Morehead State, Dec. 22, 1998 | 47 by Florida State, Jan. 26, 1981 vs. Auburn, Jan. 8, 1983 |
| FT Pct (min. 10): | 1.000 vs. South Carolina, (16-16), Jan. 15, 1997 | .933 by LSU, (14-15), Jan. 17, 1998 vs. Alabama, (14-of-14), Feb. 8, 2003 |
| Rebounds: | 59 vs. Florida A&M, Dec. 2, 2003 | 58 by LSU, Feb. 5, 1992 |
| Assists: | 34 vs. Miami, Feb. 21, 1987 | 26 by Mississippi State, Dec. 6, 1980 |
| Turnovers: | 30 vs. Bethune-Cookman, Nov. 23, 1998 | 37 by Central Florida, Nov. 22, 1996 30 vs. LSU, Feb. 1, 1983 |
| Blocked Shots: | 14 vs. Eastern Illinois, Nov. 21, 2002 | 10 by Maryland, Dec. 10, 2003 |
| Steals: | 25 vs. Morehead State, Dec. 22, 1998 | 19 by Kentucky, Feb. 18, 1998 |
| Personal Fouls: | 33 vs. Florida State, Jan. 26, 1981 | 35 by Central Florida, Nov. 18, 1997 |

O'CONNELL CENTER SINGLE-GAME HIGHS

SCORING

| | | | |
|----|------------------|--------------------------|----------|
| 53 | Chris Jackson | LSU | 12/10/88 |
| 43 | Charles Bradley | South Florida vs. FSU* | 12/10/82 |
| 40 | Eugene McDowell | vs. Biscayne | 12/21/82 |
| 39 | Chuck Person | Auburn | 2/6/85 |
| 38 | Vernon Delancy | vs. Alabama | 2/24/81 |
| 37 | Joakim Noah | vs. Georgia | 3/1/06 |
| 34 | Buck Johnson | Alabama | 2/26/86 |
| 33 | Devan Downey | South Carolina | 2/3/09 |
| 33 | Greg Stolt | vs. South Florida | 12/10/96 |
| 33 | Keenan Carpenter | Auburn | 2/15/89 |
| 33 | Jose Vargas | LSU | 12/16/86 |
| 32 | Nick Calathes | vs. North Carolina State | 1/3/09 |
| 32 | Sundiata Gaines | Georgia | 2/09/08 |
| 32 | Dionte Christmas | Temple | 12/30/07 |
| 32 | Andrew Moten | vs. LSU | 12/16/86 |
| 32 | Andrew Moten | vs. Alabama | 2/26/86 |
| 32 | Willie Jones | Vanderbilt | 2/24/82 |

*Florida Four Tournament

REBOUNDING

| | | | |
|----|------------------|-------------------|----------|
| 21 | Eugene McDowell | vs. Georgia | 1/6/82 |
| 20 | Andrew DeClercq | vs. Kentucky | 1/18/94 |
| 19 | Shaquille O'Neal | LSU | 2/27/91 |
| 18 | Kenneth Faried | Morehead State | 11/21/10 |
| 18 | Al Horford | vs. Alabama | 2/5/05 |
| 18 | Mike Miller | vs. Kentucky | 2/8/00 |
| 18 | Corey Allen | Tennessee | 2/27/93 |
| 18 | Dwayne Davis | vs. Miami | 12/19/88 |
| 18 | Tito Horford | Miami | 2/21/87 |
| 18 | Jose Vargas | LSU | 12/16/86 |
| 18 | Ronnie Williams | vs. St. Leo | 2/8/84 |
| 17 | Melven Jones | vs. Alabama | 1/28/87 |
| 17 | Charles Barkley | Auburn | 2/6/82 |
| 17 | Ronnie Williams | vs. Florida State | 1/26/81 |
| 17 | Elvis Rolle | Florida State | 1/26/81 |



CAREER LEADERS

GAMES PLAYED

| | | |
|-------------------------|--------------|-----|
| 1. Walter Hodge | 2006-09 | 151 |
| 2. Erving Walker | 2009-12 | 144 |
| 3. Chandler Parsons | 2008-11 | 142 |
| Alex Tyus | 2008-11 | 142 |
| 5. Chris Richard | 2004-07 | 141 |
| Dan Werner | 2007-10 | 141 |
| 7. Lee Humphrey | 2004-07 | 136 |
| 8. Matt Bonner | 2000-03 | 131 |
| 9. Udonis Haslem | 1999-02 | 130 |
| Clifford Lett | 1986-89 | 130 |
| Ronnie Montgomery | 1985-88 | 130 |
| Active Leader... | | |
| Kenny Boynton | 2010-present | 108 |

GAMES STARTED

| | | |
|-------------------------|--------------|-----|
| 1. Andrew DeClercq | 1992-95 | 128 |
| 2. Udonis Haslem | 1999-02 | 125 |
| 3. Andrew Moten | 1984-87 | 124 |
| 4. Eugene McDowell | 1982-85 | 117 |
| 5. Erving Walker | 2009-12 | 113 |
| 6. Dwayne Schintzius | 1987-90 | 110 |
| 7. Ronnie Williams | 1981-84 | 109 |
| 8. Eddie Shannon | 1996-99 | 107 |
| 9. Alex Tyus | 2008-11 | 106 |
| Corey Brewer | 2005-07 | 106 |
| Active Leader... | | |
| Kenny Boynton | 2010-present | 105 |

MINUTES (SINCE 1975)

| | | |
|-------------------------|--------------|-------|
| 1. Erving Walker | 2009-12 | 4,358 |
| 2. Eugene McDowell | 1982-85 | 4,100 |
| 3. Chandler Parsons | 2008-11 | 3,964 |
| 4. Andrew Moten | 1984-87 | 3,930 |
| 5. Ronnie Williams | 1981-84 | 3,898 |
| 6. Eddie Shannon | 1996-99 | 3,676 |
| 7. Walter Hodge | 2006-09 | 3,587 |
| 8. Kenny Boynton | 2010-present | 3,504 |
| 9. Andrew DeClercq | 1992-95 | 3,503 |
| 10. Dwayne Schintzius | 1987-90 | 3,475 |
| Active Leader... | | |
| Kenny Boynton | 2010-present | 3,504 |

MINUTES PER GAME (SINCE 1975/MIN. 50 GAMES)

| | | |
|-------------------------|--------------|-------|
| 1. Ronnie Williams | 1981-84 | 35.43 |
| 2. Eugene McDowell | 1982-85 | 35.04 |
| 3. Richard Glasper | 1977-78 | 33.15 |
| 4. Nick Calathes | 2008-09 | 32.97 |
| 5. Kenny Boynton | 2010-present | 32.44 |
| 6. Vernon Delancy | 1981-84 | 32.39 |
| 7. Mike Moses | 1981-82 | 31.72 |
| 8. Eddie Shannon | 1996-99 | 31.68 |
| 9. Dwayne Schintzius | 1987-90 | 31.59 |
| 10. Andrew Moten | 1984-87 | 31.44 |
| Active Leader... | | |
| Kenny Boynton | 2010-present | 32.44 |

POINTS

| | | |
|-------------------------|--------------|-------|
| 1. Ronnie Williams | 1981-84 | 2,090 |
| 2. Andrew Moten | 1984-87 | 1,930 |
| 3. Udonis Haslem | 1999-02 | 1,781 |
| 4. Erving Walker | 2009-12 | 1,777 |
| 5. Stacey Poole | 1990-93 | 1,678 |
| 6. Dwayne Schintzius | 1987-90 | 1,624 |
| 7. Neal Walk | 1967-69 | 1,600 |
| 8. Kenny Boynton | 2010-present | 1,589 |
| 9. Gene Shy | 1973-76 | 1,573 |
| 10. Matt Bonner | 2000-03 | 1,570 |
| Active Leader... | | |
| Kenny Boynton | 2010-present | 1,589 |

SCORING AVERAGE

| | | |
|-------------------------|--------------|------|
| 1. Neal Walk | 1967-69 | 20.8 |
| 2. Joe Hobbs | 1956-58 | 19.6 |
| 3. Tony Miller | 1971-73 | 19.5 |
| 4. Andy Owens | 1968-70 | 19.0 |
| Ronnie Williams | 1981-84 | 19.0 |
| 6. Bob Emrick | 1954-57 | 17.0 |
| 7. Vernon Maxwell | 1985-86 | 16.6 |
| 8. Chip Williams | 1973-75 | 16.4 |
| 9. Nick Calathes | 2008-09 | 16.3 |
| 10. Anthony Roberson | 2003-05 | 15.8 |
| Active Leader... | | |
| Kenny Boynton | 2010-present | 14.7 |

REBOUNDS

| | | |
|-------------------------|--------------|-------|
| 1. Neal Walk | 1967-69 | 1,181 |
| 2. Eugene McDowell | 1982-85 | 1,063 |
| 3. Andrew DeClercq | 1992-95 | 958 |
| 4. Ronnie Williams | 1981-84 | 954 |
| 5. Dwayne Davis | 1988-91 | 921 |
| 6. Al Horford | 2005-07 | 869 |
| David Lee | 2002-05 | 869 |
| Bob Emrick | 1954-57 | 869 |
| 9. Chandler Parsons | 2008-11 | 859 |
| 10. Gary Keller | 1965-67 | 855 |
| Active Leader... | | |
| Patric Young | 2011-present | 377 |

REBOUND AVERAGE (REBOUNDS PER GAME)

| | | |
|--------------------------|--------------|------|
| 1. Neal Walk | 1967-69 | 15.3 |
| 2. Cliff Luyk | 1959-62 | 14.1 |
| 3. Jim Zinn | 1956-58 | 12.7 |
| 4. Rick Casares | 1951-53 | 11.4 |
| 5. Gary Keller | 1965-67 | 11.3 |
| 6. Chip Williams | 1973-75 | 10.2 |
| 7. Bob Emrick | 1954-57 | 9.5 |
| 8. Eugene McDowell | 1982-85 | 9.1 |
| 9. Bob Sherwood | 1957-60 | 9.0 |
| 10. Reggie Hannah | 1978-80 | 8.9 |
| Active Leaders... | | |
| Patric Young | 2011-present | 5.1 |

DOUBLE DOUBLES (SINCE 1971)

| | | |
|--------------------------|--------------|----|
| 1. Eugene McDowell | 1982-85 | 43 |
| 2. Ronnie Williams | 1981-84 | 40 |
| 3. Bob Smyth | 1976-77 | 33 |
| 4. Dwayne Davis | 1988-91 | 31 |
| Chip Williams | 1973-75 | 31 |
| 6. Reggie Hannah | 1978-80 | 29 |
| 7. Al Horford | 2005-07 | 28 |
| 8. Udonis Haslem | 1999-02 | 25 |
| 9. Andrew DeClercq | 1992-95 | 23 |
| 10. David Lee | 2002-05 | 22 |
| Active Leaders... | | |
| Patric Young | 2011-present | 4 |

FIELD GOAL PERCENTAGE (MIN. 500 ATTEMPTS)

| | | | |
|-------------------------|--------------|-----------|------|
| 1. Dwayne Davis | 1988-91 | 572-892 | .641 |
| 2. Joakim Noah | 2005-07 | 405-663 | .611 |
| 3. Vernon Macklin | 2010-11 | 347-549 | .599 |
| 4. Eugene McDowell | 1982-85 | 642-1,075 | .597 |
| 5. Al Horford | 2005-07 | 426-725 | .588 |
| 6. Ronnie Williams | 1981-84 | 772-1,319 | .585 |
| 7. Udonis Haslem | 1999-02 | 633-1,084 | .584 |
| 8. David Lee | 2002-05 | 543-935 | .581 |
| 9. Bob Smyth | 1974-77 | 326-587 | .580 |
| 10. Reggie Hannah | 1977-80 | 405-742 | .545 |
| Active Leader... | | | |
| Kenny Boynton | 2010-present | 521-1,303 | .400 |

FIELD GOALS MADE

| | | |
|-------------------------|--------------|-----|
| 1. Ronnie Williams | 1981-84 | 772 |
| 2. Stacey Poole | 1990-93 | 730 |
| 3. Andrew Moten | 1984-87 | 711 |
| 4. Dwayne Schintzius | 1987-90 | 695 |
| 5. Eugene McDowell | 1982-85 | 642 |
| 6. Gene Shy | 1973-76 | 639 |
| 7. Udonis Haslem | 1999-02 | 633 |
| 8. Matt Bonner | 2000-03 | 580 |
| 9. Dwayne Davis | 1988-91 | 572 |
| Neal Walk | 1967-69 | 572 |
| Active Leader... | | |
| Kenny Boynton | 2010-present | 527 |

FIELD GOALS ATTEMPTED

| | | |
|-------------------------|--------------|-------|
| 1. Stacey Poole | 1990-93 | 1,578 |
| 2. Andrew Moten | 1984-87 | 1,572 |
| 3. Gene Shy | 1973-76 | 1,415 |
| 4. Dwayne Schintzius | 1987-90 | 1,407 |
| 5. Erving Walker | 2009-12 | 1,345 |
| 6. Bob Emrick | 1954-57 | 1,324 |
| 7. Ronnie Williams | 1981-84 | 1,319 |
| 8. Kenny Boynton | 2010-present | 1,303 |
| 9. Joe Hobbs | 1956-58 | 1,293 |
| 10. Tony Miller | 1971-73 | 1,212 |
| Active Leader... | | |
| Kenny Boynton | 2010-present | 1,303 |

3-PT FIELD GOAL PERCENTAGE (SINCE 1986-87 / MIN. 100 ATTEMPTS)

| | | | |
|-------------------------|--------------|---------|------|
| 1. Joe Lawrence | 1986-87 | 64-127 | .504 |
| 2. Andrew Moten | 1986-87 | 61-137 | .445 |
| 3. Lee Humphrey | 2004-07 | 288-649 | .444 |
| 4. Pat Lawrence | 1986-88 | 55-126 | .436 |
| 5. Kenyan Weaks | 1997-00 | 198-464 | .427 |
| 6. Brett Nelson | 2000-03 | 228-540 | .422 |
| 7. Greg Stolt | 1996-99 | 243-578 | .420 |
| 8. Erik Murphy | 2010-present | 71-170 | .418 |
| 9. Dan Williams | 1995-98 | 79-191 | .414 |
| 10. Brent Wright | 1998-01 | 62-151 | .411 |
| Active Leader... | | | |
| Erik Murphy | 2010-present | 71-170 | .418 |

3-PT FIELD GOALS MADE (SINCE 1986-87)

| | | | |
|-------------------------|--------------|-----|--|
| 1. Lee Humphrey | 2004-07 | 288 | |
| 2. Erving Walker | 2009-12 | 285 | |
| 3. Brett Nelson | 2000-03 | 274 | |
| 4. Anthony Roberson | 2003-05 | 267 | |
| 5. Kenny Boynton | 2010-present | 262 | |
| 6. Greg Stolt | 1996-99 | 243 | |
| 7. Kenyan Weaks | 1997-00 | 198 | |
| 8. Matt Walsh | 2003-05 | 192 | |
| 9. Teddy Dupay | 1999-01 | 188 | |
| 10. Taurean Green | 2005-07 | 186 | |
| Craig Brown | 1991-94 | 186 | |
| Active Leader... | | | |
| Kenny Boynton | 2010-present | 262 | |

CAREER LEADERS

3-PT FIELD GOALS ATT. (SINCE 1986-87)

| | | |
|-------------------------|--------------|-----|
| 1. Kenny Boynton | 2010-present | 757 |
| 2. Erving Walker | 2009-12 | 755 |
| 3. Brett Nelson | 2000-03 | 689 |
| 4. Anthony Roberson | 2003-05 | 665 |
| 5. Lee Humphrey | 2004-07 | 649 |
| 6. Greg Stolt | 1996-99 | 578 |
| 7. Teddy Dupay | 1999-01 | 496 |
| 8. Matt Walsh | 2003-05 | 483 |
| 9. Kenyan Weaks | 1997-00 | 464 |
| 10. Craig Brown | 1991-94 | 455 |
| Active Leader... | | |
| Kenny Boynton | 2010-present | 757 |

FREE THROW PERCENTAGE (MIN. 140 ATTEMPTS)

| | | | |
|-------------------------|--------------|---------|------|
| 1. Anthony Roberson | 2003-05 | 210-243 | .864 |
| 2. Taurean Green | 2005-07 | 350-409 | .856 |
| 3. Joe Hobbs | 1956-59 | 241-286 | .843 |
| 4. Bruno Caldwell | 1973-75 | 172-205 | .839 |
| 5. Brooks Henderson | 1963-65 | 337-406 | .830 |
| 6. Scott Stewart | 1990-93 | 121-146 | .828 |
| 7. Brett Nelson | 2000-03 | 189-229 | .825 |
| 8. Andy Owens | 1968-70 | 345-426 | .809 |
| 9. Teddy Dupay | 1999-01 | 238-296 | .804 |
| 10. Greg Stolt | 1996-99 | 196-244 | .803 |
| Active Leader... | | | |
| Kenny Boynton | 2010-present | 285-367 | .777 |

FREE THROWS MADE

| | | |
|-------------------------|--------------|-----|
| 1. Ronnie Williams | 1981-84 | 546 |
| 2. Udonis Haslem | 1999-02 | 515 |
| 3. Bob Emrick | 1954-57 | 514 |
| 4. Sonny Powell | 1952-55 | 487 |
| 5. Neal Walk | 1967-69 | 456 |
| 6. Andrew Moten | 1984-87 | 447 |
| 7. Erving Walker | 2009-12 | 438 |
| 8. Dan Cross | 1992-95 | 411 |
| 9. Taurean Green | 2005-07 | 350 |
| David Lee | 2002-05 | 350 |
| Active Leader... | | |
| Kenny Boynton | 2010-present | 285 |

FREE THROWS ATTEMPTED

| | | |
|-------------------------|--------------|-----|
| 1. Ronnie Williams | 1981-84 | 785 |
| 2. Udonis Haslem | 1999-02 | 773 |
| 3. Bob Emrick | 1954-57 | 673 |
| 4. Sonny Powell | 1952-55 | 625 |
| 5. Neal Walk | 1967-69 | 619 |
| 6. Andrew Moten | 1984-87 | 605 |
| 7. Erving Walker | 2009-12 | 552 |
| 8. Dan Cross | 1992-95 | 525 |
| 9. Livingston Chatman | 1988-91 | 521 |
| 10. David Lee | 2002-05 | 514 |
| Active Leader... | | |
| Kenny Boynton | 2010-present | 367 |

ASSISTS (SINCE 1967-68)

| | | |
|-------------------------|--------------|-----|
| 1. Erving Walker | 2009-12 | 547 |
| 2. Ronnie Montgomery | 1985-88 | 503 |
| 3. Eddie Shannon | 1996-99 | 493 |
| 4. Nick Calathes | 2008-09 | 452 |
| 5. Vernon Delancy | 1981-84 | 427 |
| 6. Greg Williams | 1994-97 | 423 |
| 7. Andrew Moten | 1984-87 | 411 |
| 8. Brett Nelson | 2000-03 | 406 |
| 9. Taurean Green | 2005-07 | 397 |
| 10. Dan Cross | 1992-95 | 367 |
| Active Leader... | | |
| Kenny Boynton | 2010-present | 290 |

ASSISTS PER GAME (MIN. 50 GAMES, SINCE 1967-68)

| | | |
|-------------------------|--------------|------|
| 1. Nick Calathes | 2008-09 | 6.28 |
| 2. Richard Glasper | 1977-78 | 4.26 |
| 3. Eddie Shannon | 1996-99 | 4.25 |
| 4. Vernon Delancy | 1981-84 | 4.18 |
| 5. Mike Leatherwood | 1968-69 | 4.03 |
| 6. Jerry Hoover | 1970-72 | 4.00 |
| 7. Mike Moses | 1981-82 | 3.96 |
| 8. Ronnie Montgomery | 1985-88 | 3.87 |
| 9. Norm Caldwell | 1973-75 | 3.85 |
| 10. Erving Walker | 2009-12 | 3.80 |
| Active Leader... | | |
| Kenny Boynton | 2010-present | 2.69 |

BLOCKED SHOTS (SINCE 1975-76)

| | | |
|-------------------------|--------------|-----|
| 1. Dwayne Schintzius | 1987-90 | 272 |
| 2. Al Horford | 2005-07 | 189 |
| 3. Joakim Noah | 2005-07 | 186 |
| 4. Andrew DeClercq | 1992-95 | 176 |
| 5. Dwayne Davis | 1988-91 | 160 |
| 6. Eugene McDowell | 1982-85 | 150 |
| 7. Udonis Haslem | 1999-02 | 120 |
| 8. Alex Tyus | 2008-11 | 115 |
| 9. David Lee | 2002-05 | 109 |
| 10. Greg Stolt | 1996-99 | 93 |
| Active Leader... | | |
| Patric Young | 2011-present | 61 |

BLOCKED SHOTS PER GAME (MIN. 50 GAMES, SINCE 1975-76)

| | | |
|-------------------------|--------------|------|
| 1. Dwayne Schintzius | 1987-90 | 2.47 |
| 2. Al Horford | 2005-07 | 1.73 |
| 3. Joakim Noah | 2005-07 | 1.72 |
| 4. Andrew DeClercq | 1992-95 | 1.38 |
| 5. Dwayne Davis | 1988-91 | 1.29 |
| 6. Eugene McDowell | 1982-85 | 1.28 |
| 7. Reggie Hannah | 1978-80 | 1.04 |
| 8. Marreese Speights | 2007-08 | 0.92 |
| Udonis Haslem | 1999-02 | 0.92 |
| 10. David Lee | 2002-05 | 0.86 |
| Active Leader... | | |
| Patric Young | 2011-present | 0.82 |

STEALS (SINCE 1973-74)

| | | |
|-------------------------|--------------|-----|
| 1. Eddie Shannon | 1996-99 | 204 |
| 2. Brett Nelson | 2000-03 | 198 |
| Dan Cross | 1992-95 | 198 |
| 4. Dwayne Davis | 1988-91 | 178 |
| 5. Corey Brewer | 2005-07 | 176 |
| 6. Andrew Moten | 1984-87 | 165 |
| 7. Justin Hamilton | 2000-03 | 164 |
| 8. Kenyan Weaks | 1997-00 | 163 |
| 9. Erving Walker | 2009-12 | 159 |
| 10. Craig Brown | 1991-94 | 158 |
| Active Leader... | | |
| Kenny Boynton | 2010-present | 97 |

STEALS PER GAME (MIN. 50 GAMES, SINCE 1973-74)

| | | |
|-------------------------|--------------|------|
| 1. Richard Glasper | 1977-78 | 1.83 |
| 2. Eddie Shannon | 1996-99 | 1.76 |
| 3. Nick Calathes | 2008-09 | 1.75 |
| 4. Corey Brewer | 2005-07 | 1.63 |
| 5. Dan Cross | 1992-95 | 1.55 |
| 6. Brett Nelson | 2000-03 | 1.53 |
| 7. Matt Walsh | 2003-05 | 1.52 |
| Vernon Delancy | 1981-84 | 1.52 |
| 9. Mike Moses | 1981-82 | 1.49 |
| 10. Justin Hamilton | 2000-03 | 1.45 |
| Active Leader... | | |
| Kenny Boynton | 2010-present | 0.90 |

DUNKS (SINCE 1976)

| | | |
|-------------------------|--------------|-----|
| 1. Dwayne Davis | 1988-91 | 168 |
| 2. Eugene McDowell | 1982-85 | 162 |
| 3. David Lee | 2002-05 | 155 |
| 4. Alex Tyus | 2008-11 | 146 |
| 5. Joakim Noah | 2005-07 | 130 |
| 6. Andrew DeClercq | 1992-95 | 102 |
| 7. Udonis Haslem | 1999-02 | 101 |
| 8. Al Horford | 2005-07 | 100 |
| 9. Vernon Delancy | 1981-84 | 83 |
| 10. Marreese Speights | 2007-08 | 79 |
| Active Leader... | | |
| Patric Young | 2011-present | 72 |

PERSONAL FOULS

| | | |
|-------------------------|--------------|-----|
| 1. Udonis Haslem | 1999-02 | 409 |
| 2. Andrew DeClercq | 1992-95 | 408 |
| 3. Ronnie Williams | 1981-84 | 372 |
| 4. Malcolm Cesare | 1976-79 | 361 |
| 5. Andrew Moten | 1984-87 | 342 |
| 6. Dwayne Schintzius | 1987-90 | 339 |
| 7. Dwayne Davis | 1988-91 | 330 |
| 8. Sonny Powell | 1952-55 | 321 |
| 9. Eddie Shannon | 1996-99 | 320 |
| 10. Brent Wright | 1998-01 | 317 |
| Active Leader... | | |
| Erik Murphy | 2010-present | 196 |

DISQUALIFICATIONS

| | | |
|-------------------------|--------------|----|
| 1. Malcolm Cesare | 1976-79 | 27 |
| 2. Sonny Powell | 1952-55 | 25 |
| 3. Roy Roberts | 1950-53 | 22 |
| 4. Andrew Moten | 1984-87 | 21 |
| Gary McElroy | 1966-68 | 21 |
| 6. Andrew DeClercq | 1992-95 | 19 |
| Ronnie Williams | 1981-84 | 19 |
| Dan Boe | 1970-72 | 19 |
| 9. Dwayne Schintzius | 1987-90 | 18 |
| 10. Vernon Delancy | 1981-84 | 17 |
| Active Leader... | | |
| Patric Young | 2011-present | 3 |

SEASON LEADERS

GAMES PLAYED

| | | | |
|----|---------------|---------|----|
| 1. | Taurean Green | 2006-07 | 40 |
| | Joakim Noah | 2006-07 | 40 |
| | Lee Humphrey | 2006-07 | 40 |
| | Chris Richard | 2006-07 | 40 |
| | Walter Hodge | 2006-07 | 40 |
| 6. | Dan Werner | 2006-07 | 39 |
| | Joakim Noah | 2005-06 | 39 |
| | Taurean Green | 2005-06 | 39 |
| | Corey Brewer | 2005-06 | 39 |
| | Al Horford | 2005-06 | 39 |
| | Chris Richard | 2005-06 | 39 |
| | Walter Hodge | 2005-06 | 39 |
| | Adrian Moss | 2005-06 | 39 |

GAMES STARTED

| | | | |
|----|-----------------|---------|----|
| 1. | Taurean Green | 2006-07 | 40 |
| | Joakim Noah | 2006-07 | 40 |
| | Lee Humphrey | 2006-07 | 40 |
| 4. | Taurean Green | 2005-06 | 39 |
| 5. | Al Horford | 2005-06 | 39 |
| 6. | Joakim Noah | 2005-06 | 38 |
| 7. | Bradley Beal | 2011-12 | 37 |
| | Erving Walker | 2011-12 | 37 |
| | Erving Walker | 2010-11 | 37 |
| | Corey Brewer | 2006-07 | 37 |
| | Mike Miller | 1999-00 | 37 |
| | Udonis Haslem | 1999-00 | 37 |
| | Teddy Dupay | 1999-00 | 37 |
| | Craig Brown | 1993-94 | 37 |
| | Dan Cross | 1993-94 | 37 |
| | Andrew DeClercq | 1993-94 | 37 |
| | Dametri Hill | 1993-94 | 37 |

MINUTES (SINCE 1975)

| | | | |
|-----|--------------------|---------|-------|
| 1. | Taurean Green | 2006-07 | 1,328 |
| 2. | Taurean Green | 2005-06 | 1,302 |
| 3. | Clifford Lett | 1988-89 | 1,274 |
| 4. | Livingston Chatman | 1988-89 | 1,269 |
| 5. | Bradley Beal | 2011-12 | 1,267 |
| 6. | Craig Brown | 1993-94 | 1,245 |
| 7. | Chandler Parsons | 2010-11 | 1,229 |
| 8. | Kenny Boynton | 2010-11 | 1,218 |
| 9. | Lee Humphrey | 2006-07 | 1,214 |
| 10. | Erving Walker | 2010-11 | 1,212 |

MINUTES PER GAME (SINCE 1975)

| | | | |
|-----|--------------------|---------|-------|
| 1. | Clifford Lett | 1988-89 | 37.47 |
| 2. | Dwayne Schintzius | 1988-89 | 37.33 |
| 3. | Livingston Chatman | 1988-89 | 37.32 |
| 4. | Ronnie Williams | 1981-82 | 36.81 |
| 5. | Dan Cross | 1994-95 | 36.73 |
| 6. | Eugene McDowell | 1984-85 | 36.37 |
| 7. | Eugene McDowell | 1983-84 | 36.17 |
| 8. | Ronnie Williams | 1982-83 | 35.89 |
| 9. | Ronnie Williams | 1980-81 | 35.41 |
| 10. | Vernon Delancy | 1980-81 | 35.00 |

POINTS

| | | | |
|-----|------------------|---------|-----|
| 1. | Andy Owens | 1969-70 | 676 |
| 2. | Neal Walk | 1967-68 | 663 |
| 3. | Neal Walk | 1968-69 | 649 |
| 4. | Vernon Maxwell | 1985-86 | 648 |
| 5. | Nick Calathes | 2008-09 | 618 |
| 6. | Stacey Poole | 1991-92 | 589 |
| 7. | Kenny Boynton | 2011-12 | 588 |
| 8. | Dan Cross | 1993-94 | 581 |
| 9. | Ronnie Williams | 1981-82 | 575 |
| 10. | Anthony Roberson | 2004-05 | 561 |

POINTS PER GAME

| | | | |
|-----|-----------------|---------|------|
| 1. | Andy Owens | 1969-70 | 27.0 |
| 2. | Tony Miller | 1971-72 | 26.7 |
| 3. | Neal Walk | 1967-68 | 26.5 |
| 4. | Neal Walk | 1968-69 | 24.0 |
| 5. | Joe Hobbs | 1957-58 | 23.9 |
| 6. | Cliff Luyk | 1957-58 | 21.3 |
| | Ronnie Williams | 1982-83 | 21.3 |
| 8. | Chip Williams | 1973-74 | 20.6 |
| 9. | Vernon Maxwell | 1985-86 | 19.6 |
| 10. | Ronnie Williams | 1980-81 | 19.4 |

REBOUNDS

| | | | |
|-----|--------------|---------|-----|
| 1. | Neal Walk | 1967-68 | 494 |
| 2. | Neal Walk | 1968-69 | 481 |
| 3. | Al Horford | 2006-07 | 360 |
| 4. | Cliff Luyk | 1961-62 | 352 |
| 5. | Joakim Noah | 2006-07 | 337 |
| 6. | Bob Smyth | 1975-76 | 330 |
| 7. | Cliff Luyk | 1960-61 | 328 |
| | Jim Zinn | 1957-58 | 328 |
| 9. | Gary Keller | 1965-66 | 326 |
| 10. | Dwayne Davis | 1988-89 | 309 |

REBOUNDS PER GAME

| | | | |
|-----|---------------|---------|------|
| 1. | Neal Walk | 1967-68 | 19.8 |
| 2. | Neal Walk | 1968-69 | 17.9 |
| 3. | Jim Zinn | 1957-58 | 15.5 |
| 4. | Cliff Luyk | 1961-62 | 15.3 |
| 5. | Jim Zinn | 1955-56 | 13.5 |
| 6. | Cliff Luyk | 1960-61 | 13.1 |
| 7. | Lew Doss | 1954-55 | 13.0 |
| 8. | Bob Smyth | 1975-76 | 12.7 |
| 9. | Gary Keller | 1965-66 | 12.5 |
| 10. | Chip Williams | 1972-73 | 12.1 |

DOUBLE-DOUBLES (SINCE 1971)

| | | | |
|----|-------------------|---------|----|
| 1. | Bob Smyth | 1975-76 | 18 |
| 2. | Al Horford | 2006-07 | 16 |
| | Dwayne Schintzius | 1988-89 | 16 |
| 4. | Eugene McDowell | 1984-85 | 15 |
| | Chip Williams | 1972-73 | 15 |
| 6. | Dwayne Davis | 1988-89 | 13 |
| 7. | David Lee | 2004-05 | 12 |
| | Ronnie Williams | 1980-81 | 12 |
| 9. | Udonis Haslem | 2001-02 | 11 |
| | Eugene McDowell | 1982-83 | 11 |
| | Ronnie Williams | 1982-83 | 11 |

FIELD GOAL PERCENTAGE (MIN. 100 ATTEMPTS)

| | | | | |
|-----|-------------------|---------|---------|------|
| 1. | Dwayne Davis | 1988-89 | 179-248 | .722 |
| 2. | Chris Richard | 2005-06 | 97-139 | .698 |
| 3. | Chris Richard | 2006-07 | 98-142 | .690 |
| 4. | David Lee | 2002-03 | 149-230 | .648 |
| 5. | Eugene McDowell | 1982-83 | 203-314 | .646 |
| 6. | Jeff Ramsey | 1964-65 | 85-135 | .630 |
| 7. | Chris Capers | 1986-87 | 110-175 | .629 |
| 8. | Joakim Noah | 2005-06 | 202-322 | .627 |
| 9. | Marreese Speights | 2007-08 | 216-346 | .624 |
| 10. | Dwayne Davis | 1990-91 | 166-268 | .619 |

FIELD GOALS MADE

| | | | |
|----|-------------------|---------|-----|
| 1. | Vernon Maxwell | 1985-86 | 262 |
| 2. | Andy Owens | 1969-70 | 257 |
| 3. | Stacey Poole | 1991-92 | 254 |
| 4. | Neal Walk | 1967-68 | 239 |
| 5. | Dwayne Schintzius | 1987-88 | 224 |
| | Neal Walk | 1968-69 | 224 |
| 7. | Dwayne Schintzius | 1988-89 | 220 |
| 8. | Ronnie Williams | 1981-82 | 218 |
| 9. | Marreese Speights | 2007-08 | 216 |
| | Ronnie Williams | 1980-81 | 216 |

FIELD GOALS ATTEMPTED

| | | | |
|-----|-------------------|---------|-----|
| 1. | Vernon Maxwell | 1985-86 | 566 |
| 2. | Stacey Poole | 1991-92 | 537 |
| 3. | Andy Owens | 1969-70 | 526 |
| 4. | Neal Walk | 1967-68 | 507 |
| 5. | Joe Hobbs | 1957-58 | 467 |
| 6. | Neal Walk | 1968-69 | 465 |
| 7. | Dwayne Schintzius | 1987-88 | 456 |
| 8. | Andrew Moten | 1985-86 | 448 |
| 9. | Joe Hobbs | 1956-57 | 445 |
| 10. | Lou Merchant | 1960-61 | 441 |

3-PT FIELD GOAL PERCENTAGE (MIN. 50 ATTEMPTS, SINCE 1986-87)

| | | | | |
|-----|---------------|---------|---------|------|
| 1. | Kenyan Weaks | 1997-98 | 61-120 | .508 |
| 2. | Joe Lawrence | 1986-87 | 64-127 | .504 |
| 3. | Walter Hodge | 2006-07 | 34-68 | .500 |
| 4. | Dan Williams | 1996-97 | 33-69 | .478 |
| 5. | Matt Bonner | 2002-03 | 63-133 | .474 |
| 6. | Lee Humphrey | 2006-07 | 113-246 | .459 |
| | Lee Humphrey | 2005-06 | 113-246 | .459 |
| 8. | Greg Stolt | 1997-98 | 60-131 | .458 |
| 9. | Brett Nelson | 2000-01 | 81-179 | .453 |
| 10. | Scott Stewart | 1990-91 | 25-56 | .446 |

3-PT FIELD GOALS MADE (SINCE 1986-87)

| | | | | |
|-----|------------------|---------|---------|-----|
| 1. | Lee Humphrey | 2006-07 | 113-246 | 113 |
| | Lee Humphrey | 2005-06 | 113-246 | 113 |
| 3. | Kenny Boynton | 2011-12 | 110-270 | 110 |
| 4. | Anthony Roberson | 2003-04 | 99-233 | 99 |
| 5. | Brett Nelson | 2001-02 | 98-248 | 98 |
| 6. | Anthony Roberson | 2004-05 | 94-242 | 94 |
| 7. | Craig Brown | 1993-94 | 89-206 | 89 |
| 8. | Taurean Green | 2005-06 | 88-229 | 88 |
| 9. | Taurean Green | 2006-07 | 82-203 | 82 |
| 10. | Brett Nelson | 2000-01 | 81-179 | 81 |

3-PT FIELD GOAL ATTEMPTS (SINCE 1986-87)

| | | | | |
|-----|------------------|---------|---------|-----|
| 1. | Kenny Boynton | 2011-12 | 110-270 | 270 |
| 2. | Brett Nelson | 2001-02 | 98-248 | 248 |
| 3. | Lee Humphrey | 2006-07 | 113-246 | 246 |
| | Lee Humphrey | 2005-06 | 113-246 | 246 |
| 5. | Kenny Boynton | 2009-10 | 72-245 | 245 |
| 6. | Kenny Boynton | 2010-11 | 80-242 | 242 |
| | Anthony Roberson | 2004-05 | 94-242 | 242 |
| 7. | Anthony Roberson | 2003-04 | 99-233 | 233 |
| 8. | Taurean Green | 2005-06 | 88-229 | 229 |
| 10. | Craig Brown | 1993-94 | 89-206 | 206 |

FREE THROW PERCENTAGE (MIN. 50 ATTEMPTS)

| | | | | |
|-----|------------------|---------|---------|------|
| 1. | Anthony Roberson | 2004-05 | 81-90 | .900 |
| 2. | Kenyan Weaks | 1999-00 | 53-59 | .898 |
| 3. | Bruno Caldwell | 1974-75 | 102-115 | .887 |
| 4. | Taurean Green | 2005-06 | 171-193 | .886 |
| 5. | Scott Stewart | 1992-93 | 46-52 | .885 |
| 6. | Al Bonner | 1976-77 | 82-95 | .863 |
| 7. | Anthony Roberson | 2003-04 | 79-92 | .859 |
| | Joe Hobbs | 1957-58 | 98-114 | .859 |
| 9. | Joe Hobbs | 1956-57 | 89-104 | .856 |
| 10. | Brett Nelson | 1999-00 | 46-54 | .852 |

SEASON LEADERS

FREE THROWS MADE

| | | |
|-------------------|---------|-----|
| 1. Neal Walk | 1968-69 | 201 |
| 2. Neal Walk | 1967-68 | 185 |
| 3. Udonis Haslem | 2001-02 | 177 |
| 4. Taurean Green | 2005-06 | 171 |
| 5. Sonny Powell | 1954-55 | 169 |
| 6. Dan Cross | 1993-94 | 168 |
| 7. Sonny Powell | 1953-54 | 166 |
| 8. Andy Owens | 1969-70 | 162 |
| 9. Bob Emrick | 1955-69 | 158 |
| 10. Erving Walker | 2010-11 | 154 |
| Ronnie Williams | 1982-83 | 154 |

FREE THROWS ATTEMPTED

| | | |
|-----------------------|---------|-----|
| 1. Neal Walk | 1968-69 | 278 |
| 2. Udonis Haslem | 2001-02 | 255 |
| 3. Neal Walk | 1967-68 | 244 |
| 4. Livingston Chatman | 1988-89 | 224 |
| 5. Ronnie Williams | 1982-83 | 213 |
| 6. Sonny Powell | 1954-55 | 211 |
| 7. Cliff Luyk | 1961-62 | 206 |
| Udonis Haslem | 2000-01 | 206 |
| 9. Bob Emrick | 1955-56 | 203 |
| Dan Cross | 1993-94 | 203 |

ASSISTS (SINCE 1967-68)

| | | |
|----------------------|---------|-----|
| 1. Nick Calathes | 2008-09 | 231 |
| 2. Nick Calathes | 2007-08 | 221 |
| 3. Ronnie Montgomery | 1987-88 | 190 |
| 4. Taurean Green | 2005-06 | 184 |
| 5. Erving Walker | 2011-12 | 170 |
| 6. Erving Walker | 2009-10 | 166 |
| 7. Vernon Delancy | 1982-83 | 165 |
| 8. Ronnie Montgomery | 1985-86 | 157 |
| 9. Andrew Moten | 1986-87 | 154 |
| 10. Taurean Green | 2006-07 | 147 |

ASSISTS PER GAME (SINCE 1967-68)

| | | |
|-----------------------|---------|------|
| 1. Nick Calathes | 2008-09 | 6.42 |
| 2. Nick Calathes | 2007-08 | 6.10 |
| 3. Vernon Delancy | 1982-83 | 5.89 |
| 4. Ronnie Montgomery | 1987-88 | 5.59 |
| 5. Greg Williams | 1995-96 | 5.00 |
| 6. Mike Leatherwood | 1968-69 | 4.96 |
| 7. Erving Walker | 2009-10 | 4.88 |
| 8. Jerry Hoover | 1970-71 | 4.85 |
| 9. Eddie Shannon | 1998-99 | 4.79 |
| 10. Ronnie Montgomery | 1985-86 | 4.75 |

BLOCKED SHOTS (SINCE 1975-76)

| | | |
|-----------------------|---------|----|
| 1. Dwayne Schintzius | 1986-87 | 96 |
| 2. Joakim Noah | 2005-06 | 95 |
| 3. Dwayne Schintzius | 1987-88 | 90 |
| 4. Joakim Noah | 2006-07 | 72 |
| 5. Al Horford | 2006-07 | 70 |
| 6. Al Horford | 2005-06 | 68 |
| 7. Dwayne Schintzius | 1988-89 | 58 |
| 8. Al Horford | 2004-05 | 51 |
| Andrew DeClercq | 1993-94 | 51 |
| 10. Marreese Speights | 2007-08 | 49 |

BLOCKED SHOTS PER GAME (SINCE 1975-76)

| | | |
|----------------------|---------|------|
| 1. Dwayne Schintzius | 1986-87 | 2.82 |
| 2. Dwayne Schintzius | 1987-88 | 2.57 |
| 3. Dwayne Schintzius | 1989-90 | 2.54 |
| 4. Joakim Noah | 2005-06 | 2.44 |
| 5. Dwayne Schintzius | 1988-89 | 1.93 |
| 6. Al Horford | 2006-07 | 1.80 |
| Joakim Noah | 2006-07 | 1.80 |
| 8. Al Horford | 2005-06 | 1.74 |
| 9. Dwayne Davis | 1989-90 | 1.61 |
| 10. Al Horford | 2004-05 | 1.59 |

STEALS (SINCE 1973-74)

| | | |
|------------------|---------|----|
| 1. Dan Cross | 1993-94 | 76 |
| 2. Corey Brewer | 2006-07 | 69 |
| 3. Nick Calathes | 2008-09 | 68 |
| 4. Dwayne Davis | 1990-91 | 63 |
| 5. Orien Greene | 2001-02 | 61 |
| 6. Brett Nelson | 1999-00 | 60 |
| 7. Brett Nelson | 2001-02 | 59 |
| 8. Brett Nelson | 2000-01 | 59 |
| 9. Nick Calathes | 2007-08 | 58 |
| 10. Craig Brown | 1993-94 | 57 |

STEALS PER GAME (SINCE 1973-74)

| | | |
|---------------------|---------|------|
| 1. Kenyan Weaks | 1998-99 | 2.25 |
| Dwayne Davis | 1990-91 | 2.25 |
| 3. Dan Cross | 1993-94 | 2.05 |
| 4. Orien Greene | 2001-02 | 1.97 |
| 5. Corey Brewer | 2006-07 | 1.90 |
| Brett Nelson | 2001-02 | 1.90 |
| Brett Nelson | 2000-01 | 1.90 |
| 8. Nick Calathes | 2008-09 | 1.89 |
| 9. Eddie Shannon | 1997-98 | 1.83 |
| 10. Richard Glasper | 1977-78 | 1.81 |

DUNKS (SINCE 1976-77)

| | | |
|----------------------|---------|----|
| 1. Marreese Speights | 2007-08 | 66 |
| 2. Joakim Noah | 2005-06 | 61 |
| 3. Joakim Noah | 2006-07 | 59 |
| 4. Dwayne Davis | 1988-89 | 58 |
| 5. Eugene McDowell | 1982-83 | 57 |
| 6. Patric Young | 2011-12 | 56 |
| 7. Al Horford | 2005-06 | 54 |
| 8. Alex Tyus | 2008-09 | 52 |
| 9. David Lee | 2002-03 | 51 |
| 10. David Lee | 2004-05 | 47 |

PERSONAL FOULS

| | | |
|----------------------|---------|-----|
| 1. Kenny McClary | 1985-86 | 123 |
| 2. Udonis Haslem | 1999-00 | 113 |
| 3. Dwayne Schintzius | 1986-87 | 111 |
| 4. Andrew DeClercq | 1993-94 | 108 |
| 5. Andrew DeClercq | 1991-92 | 106 |
| 6. Gary McElroy | 1967-68 | 104 |
| 7. Mike Milligan | 1979-80 | 103 |
| 8. Andrew Moten | 1985-86 | 102 |
| Neal Walk | 1968-69 | 102 |
| 10. Donnell Harvey | 1999-00 | 101 |
| Udonis Haslem | 1998-99 | 101 |
| Andrew DeClercq | 1994-95 | 101 |
| Dametri Hill | 1993-94 | 101 |

DISQUALIFICATIONS

| | | |
|-------------------|---------|----|
| 1. Gary McElroy | 1967-68 | 13 |
| 2. Roy Roberts | 1952-53 | 11 |
| 3. Sonny Powell | 1954-55 | 10 |
| 4. Neal Walk | 1968-69 | 9 |
| 5. Renaldo Garcia | 1989-90 | 8 |
| Kenny McClary | 1985-86 | 8 |
| Ronnie Montgomery | 1985-86 | 8 |
| Andrew Moten | 1985-86 | 8 |
| Ronnie Williams | 1980-81 | 8 |
| Mike Milligan | 1979-80 | 8 |
| Dan Boe | 1969-70 | 8 |
| Gary McElroy | 1966-67 | 8 |
| Brooks Henderson | 1962-63 | 8 |
| Dick Hoban | 1957-58 | 8 |

FLORIDA SINGLE-SEASON LEADERS BY CLASS

| CATEGORY | FRESHMAN | SOPHOMORE | JUNIOR | SENIOR |
|------------------------|-----------------------------------|-----------------------------------|----------------------------------|----------------------------------|
| Points | Nick Calathes, 552 (2007-08) | Vernon Maxwell, 648 (1985-86) | Neal Walk, 663 (1967-68) | Andy Owens, 676 (1969-70) |
| Scoring Average | Ronnie Williams, 19.4 (1980-81) | Vernon Maxwell, 19.6 (1985-86) | Tony Miller, 26.7 (1971-72) | Andy Owens, 27.0 (1969-70) |
| Rebounds | Donnell Harvey, 258 (1999-00) | Dwayne Davis, 309 (1988-89) | Neal Walk, 494 (1967-68) | Neal Walk, 481 (1967-68) |
| Rebound Average | Ronnie Williams, 9.0 (1980-81) | Jim Zinn, 13.5 (1955-56) | Neal Walk, 19.8 (1967-68) | Neal Walk, 17.9 (1968-69) |
| Field Goal Percentage | Marreese Speights, .671 (2006-07) | Dwayne Davis, .722 (1988-89) | Chris Richard, .698 (2005-06) | Chris Richard, .690 (2006-07) |
| Field Goals Made | Ronnie Williams, 216 (1980-81) | Vernon Maxwell, 262 (1985-86) | Stacey Poole, 254 (1991-92) | Andy Owens, 257 (1969-70) |
| Field Goals Attempted | Nick Calathes, 411 (2007-08) | Vernon Maxwell, 566 (1985-86) | Stacey Poole, 537 (1991-92) | Andy Owens, 526 (1969-70) |
| Three-Point Percentage | Lee Humphrey, 439 (2003-04) | Kenyan Weaks, .508 (1997-98) | Dan Williams, .478 (1996-97) | Joe Lawrence, .504 (1986-87) |
| Three-Point Made | Anthony Roberson, 74 (2002-03) | Anthony Roberson, 99 (2003-04) | Lee Humphrey, 113 (2005-06) | Lee Humphrey, 113 (2006-07) |
| Three-Point Attempts | Kenny Boynton, 245 (2009-10) | Kenny Boynton, 242 (2010-11) | Kenny Boynton, 270 (2011-12) | Lee Humphrey, 246 (2006-07) |
| Free Throw Percentage | Brett Nelson, .852 (1999-00) | Norm Caldwell, .887 (1974-75) | Anthony Roberson, .900 (2004-05) | Kenyan Weaks, .898 (1999-00) |
| Free Throws Made | Nick Calathes, 144 (2007-08) | Ronnie Williams, 139 (1981-82) | Neal Walk, 185 (1967-68) | Neal Walk, 201 (1968-69) |
| Free Throws Attempted | Nick Calathes, 199 (2007-08) | Livingston Chatman, 224 (1988-89) | Neal Walk, 244 (1967-68) | Neal Walk, 278 (1968-69) |
| Assists | Nick Calathes, 221 (2007-08) | Nick Calathes, 231 (2008-09) | Vernon Delancy, 165 (1982-83) | Ronnie Montgomery, 190 (1987-88) |
| Blocked Shots | Dwayne Schintzius, 96 (1986-87) | Joakim Noah, 95 (2005-06) | Joakim Noah, 72 (2006-07) | Udonis Haslem, 39 (2001-02) |
| Steals | Brett Nelson, 60 (1999-00) | Nick Calathes, 68 (2008-09) | Dan Cross, 76 (1993-94) | Dwayne Davis, 63 (1990-91) |

TOP GAMES SCORING AND REBOUNDING

30-POINT GAMES (101)

| Points | Name | Opponent | Date | Site |
|--------|------------------|--------------------|----------------|------------------|
| 54 | Tony Miller | Chicago State | Feb. 29, 1972 | Florida Gym |
| 44 | Dick Tomlinson | Tampa | Dec. 11, 1963 | Florida Gym |
| 41 | Andy Owens | Mississippi St. | Feb. 21, 1970 | Florida Gym |
| 41 | Joe Hobbs | Georgia | March 1, 1958 | Florida Gym |
| 40 | Eugene McDowell | Biscayne | Dec. 21, 1982 | O'Dome |
| 40 | Cliff Luyk | Tennessee | Feb. 5, 1962 | Florida Gym |
| 39 | Tony Miller | Auburn | Jan. 8, 1972 | Away |
| 39 | Andy Owens | Harvard | Dec. 23, 1969 | Florida Gym |
| 39 | Andy Owens | Louisville | Dec. 20, 1969 | Florida Gym |
| 39 | Neal Walk | LSU | Jan. 6, 1968 | Florida Gym |
| 38 | Vernon Delancy | Alabama | Jan. 24, 1981 | O'Dome |
| 38 | Tony Miller | South Florida | Dec. 4, 1971 | Florida Gym |
| 38 | Neal Walk | LSU | Feb. 10, 1968 | Away |
| 37 | Joakim Noah | Georgia | March 1, 2006 | O'Dome |
| 37 | Vernon Delancy | Florida Southern | Dec. 18, 1980 | Orlando, FL |
| 37 | Larry Brewster | Tennessee | March 4, 1978 | Florida Gym |
| 37 | Chip Williams | Kentucky | Jan. 26, 1974 | Florida Gym |
| 37 | Neal Walk | Jacksonville | Dec. 1, 1967 | Florida Gym |
| 36 | Ronnie Williams | Purdue | Dec. 27, 1980 | Jacksonville, FL |
| 36 | Tony Miller | LSU | Dec. 22, 1971 | Florida Gym |
| 36 | Andy Owens | Alabama | March 7, 1970 | Away |
| 36 | Andy Owens | Kentucky | Jan. 10, 1970 | Florida Gym |
| 36 | Neal Walk | Alabama | Jan. 27, 1968 | Florida Gym |
| 36 | Cliff Luyk | Georgia | March 3, 1962 | Florida Gym |
| 36 | Bob Emrick | LSU | Jan. 10, 1955 | Florida Gym |
| 36 | Lew Doss | Stetson | Dec. 11, 1954 | Florida Gym |
| 35 | Anthony Roberson | Vanderbilt | March 13, 2004 | Georgia Dome |
| 35 | Neal Walk | Furman | Jan. 18, 1969 | Florida Gym |
| 35 | Neal Walk | Vanderbilt | Feb. 3, 1968 | Away |
| 35 | Andy Owens | Ole Miss | Jan. 8, 1968 | Florida Gym |
| 34 | Anthony Roberson | Auburn | Jan. 12, 2005 | Away |
| 34 | Vernon Maxwell | Hawaii | Dec. 29, 1986 | Away |
| 34 | Andy Owens | Auburn | Feb. 7, 1970 | Away |
| 34 | Earl Findley | Ole Miss | Jan. 26, 1970 | Away |
| 34 | Andy Owens | Auburn | Jan. 3, 1970 | Home |
| 34 | Neal Walk | Georgia | March 1, 1969 | Florida Gym |
| 34 | Neal Walk | LSU | Dec. 18, 1969 | Away |
| 34 | Neal Walk | LSU | Feb. 12, 1968 | Florida Gym |
| 34 | Tom Baxley | Miami | Nov. 30, 1962 | Away |
| 34 | Bob Emrick | Wofford | Dec. 9, 1953 | Away |
| 33 | Nick Calathes | Kentucky | Feb. 10, 2009 | Away |
| 33 | Matt Walsh | Miami | Dec. 21, 2002 | Miami, FL |
| 33 | Greg Stolt | South Florida | Dec. 10, 1996 | O'Dome |
| 33 | Vernon Maxwell | Ohio State | Dec. 20, 1986 | Honolulu, HI |
| 33 | Andy Owens | LSU | Feb. 4, 1970 | Home |
| 33 | Neal Walk | Georgia | Jan. 22, 1968 | Florida Gym |
| 33 | Tom Baxley | Tulane | Jan. 7, 1963 | Florida Gym |
| 32 | Nick Calathes | North Carolina St. | Jan. 3, 2009 | O'Dome |
| 32 | Vernon Maxwell | Kentucky | Feb. 20, 1988 | O'Dome |
| 32 | Andrew Moten | LSU | Dec. 16, 1986 | O'Dome |
| 32 | Andrew Moten | Alabama | Feb. 26, 1986 | O'Dome |
| 32 | Chip Williams | Ole Miss | Feb. 22, 1975 | Away |
| 32 | Gene Shy | Auburn | Feb. 16, 1974 | Florida Gym |
| 32 | Tony Miller | Georgia | Jan. 30, 1971 | Florida Gym |
| 32 | Andy Owens | Mississippi St. | Jan. 24, 1970 | Away |
| 32 | Neal Walk | St. Joseph's | Dec. 27, 1967 | Jacksonville, FL |
| 32 | Greg Keller | Miami | Dec. 3, 1966 | Away |
| 32 | Tom Barbee | Georgia | March 3, 1962 | Florida Gym |
| 32 | Bobby Sherwood | Mississippi St. | Feb. 14, 1959 | Away |
| 32 | Joe Hobbs | Muhlenberg | Dec. 17, 1956 | Charlotte, NC |
| 32 | Harry Hamilton | Florida Southern | Feb. 3, 1951 | Away |
| 31 | Erving Walker | Arkansas | Feb. 18, 2012 | Away |
| 31 | Matt Bonner | South Florida | Dec. 8, 2001 | Away |
| 31 | Kenyan Weaks | Auburn | March 5, 1998 | Atlanta, GA |
| 31 | Jason Williams | Texas | Dec. 9, 1997 | Away |
| 31 | Andrew Moten | Mississippi St. | March 1, 1986 | O'Dome |
| 31 | Ronnie Williams | Georgia | Feb. 3, 1982 | Away |
| 31 | Reggie Hannah | Hofstra | Dec. 13, 1977 | Jacksonville, FL |
| 31 | Chip Williams | Georgia | Feb. 11, 1974 | Away |
| 31 | Chip Williams | Alabama | Jan. 28, 1974 | Away |
| 31 | Tony Miller | Georgia Tech | Feb. 5, 1973 | Away |
| 31 | Chip Williams | Georgia | Feb. 3, 1973 | Away |
| 31 | Tony Miller | Rutgers | Dec. 26, 1972 | Jacksonville, FL |
| 31 | Tony Miller | Georgia | March 4, 1972 | Away |
| 31 | Tony Miller | Mississippi St. | Feb. 26, 1972 | Florida Gym |
| 31 | Tony Miller | Illinois | Dec. 29, 1971 | Jacksonville, FL |
| 31 | Neal Walk | Miami | Dec. 7, 1968 | Away |

| Points | Name | Opponent | Date | Site |
|--------|------------------|----------------|---------------|------------------|
| 31 | Neal Walk | West Virginia | Dec. 9, 1967 | Away |
| 31 | Joe Hobbs | Vanderbilt | Feb. 25, 1956 | Home |
| 31 | Rick Casares | Tulane | Jan. 16, 1953 | Home |
| 30 | Anthony Roberson | Vanderbilt | Jan. 15, 2005 | Away |
| 30 | Dametri Hill | Tennessee | March 2, 1996 | Away |
| 30 | Dan Cross | Kentucky | Feb. 18, 1995 | Away |
| 30 | Vernon Maxwell | Auburn | Feb. 9, 1987 | O'Dome |
| 30 | Vernon Maxwell | Vanderbilt | Jan. 24, 1987 | O'Dome |
| 30 | Vernon Maxwell | Tennessee | Jan. 17, 1987 | O'Dome |
| 30 | Eugene McDowell | Alabama | Jan. 26, 1985 | O'Dome |
| 30 | Andrew Moten | Auburn | Jan. 5, 1985 | Away |
| 30 | Ronnie Williams | Jacksonville | Dec. 5, 1981 | Jacksonville, FL |
| 30 | Bob Smyth | LSU | Jan. 31, 1977 | Away |
| 30 | Gene Shy | Kentucky | Feb. 25, 1974 | Away |
| 30 | Chip Williams | Valdosta State | Dec. 1, 1972 | Florida Gym |
| 30 | Andy Owens | Kentucky | Feb. 14, 1970 | Away |
| 30 | Andy Owens | LSU | Feb. 11, 1970 | Away |
| 30 | Neal Walk | Ole Miss | Jan. 27, 1969 | Florida Gym |
| 30 | Neal Walk | Florida State | Dec. 7, 1967 | Away |
| 30 | Andy Owens | Kentucky | Dec. 4, 1967 | Away |
| 30 | Greg Keller | Miami | Dec. 4, 1965 | Away |
| 30 | Lou Merchant | Florida State | Feb. 22, 1961 | Home |
| 30 | Bob Shiver | Alabama | Jan. 11, 1960 | Home |
| 30 | Bob Emrick | LSU | Jan. 9, 1956 | Away |

Most 40-Point Games Career: 1, six players

Most 40-Point Games Season: 1, six players

Most 30-Point Games Career: 15, Neal Walk

Most 30-Point Games Season: 11, Andy Owens, 1969-70

Most Consecutive 30-Point Games: 2, four times, last by Anthony Roberson (34 at Auburn, Jan. 12, 2005 and 30 at Vanderbilt, Jan. 15, 2005)

Last Time Two Players With 30 Points in the Same Game: March 3, 1962 vs. Georgia (Cliff Luyk 36, Tom Barbee 32)

Double Figure Scoring Games Career: 106, Andrew Moten, 1984-87

Double Figure Scoring Games Season: 33, Vernon Maxwell, 1985-86; Dan Cross 1993-94; Craig Brown 1993-94

Consecutive Double Figure Scoring Games Career: 53, Neal Walk, 1967-69; 52, Ronnie Williams, 1981-83

TOP GAMES SCORING AND REBOUNDING

FLORIDA 20-REBOUND GAMES (23)

| Rebounds | Name | Opponent | Score | Date | Site |
|----------|-----------------|-------------------|--------|---------------|------|
| 31 | Neal Walk | Alabama | 88-75 | Jan. 27, 1968 | H |
| 31 | Jim Zinn | Ole Miss | 92-81 | Feb. 18, 1957 | H |
| 30 | Jim Zinn | Wofford | 85-66 | Dec. 5, 1955 | H |
| 30 | Lew Doss | Mississippi State | 77-66 | Feb. 19, 1955 | H |
| 29 | Neal Walk | Kentucky | 76-99 | Dec. 4, 1967 | A |
| 27 | Neal Walk | Florida State | 95-87 | Dec. 7, 1967 | A |
| 26 | Cliff Luyk | Kentucky | 69-81 | Feb. 2, 1962 | H |
| 25 | Neal Walk | Georgia | 96-78 | March 1, 1969 | H |
| 24 | Neal Walk | Ole Miss | 80-66 | Jan. 27, 1969 | H |
| 24 | Cliff Luyk | Jacksonville | 82-68 | Dec. 28, 1960 | N |
| 23 | Cliff Luyk | Georgia | 73-75 | Feb. 27, 1960 | H |
| 22 | Chip Williams | LSU | 92-76 | Feb. 8, 1975 | H |
| 22 | Neal Walk | Virginia Tech | 92-73 | Dec. 29, 1966 | N |
| 22 | Richard Peek | Miami | 114-91 | Jan. 9, 1964 | H |
| 21 | Eugene McDowell | Georgia | 67-73 | Jan. 6, 1982 | H |
| 21 | Neal Walk | Vanderbilt | 55-62 | Jan. 6, 1969 | H |
| 21 | Gary Keller | Miami | 111-66 | Jan. 12, 1966 | H |
| 21 | Jeff Ramsey | Kentucky | 64-78 | Jan. 8, 1966 | H |
| 20 | Andrew DeClercq | Kentucky | 59-57 | Jan. 18, 1994 | H |
| 20 | Chip Williams | Kentucky | 83-94 | Feb. 17, 1973 | H |
| 20 | Chip Williams | Georgia | 78-81 | Feb. 3, 1973 | A |
| 20 | Chip Williams | Ole Miss | 65-59 | Jan. 29, 1973 | H |
| 20 | Gary Keller | Tennessee | 67-63 | Feb. 21, 1966 | H |

30-POINT GAMES BY PLAYER (101 BY 38 PLAYERS)

| | |
|------------------|----|
| Neal Walk | 15 |
| Andy Owens | 13 |
| Tony Miller | 10 |
| Vernon Maxwell | 6 |
| Chip Williams | 6 |
| Andrew Moten | 4 |
| Bob Emrick | 3 |
| Joe Hobbs | 3 |
| Anthony Roberson | 3 |
| Ronnie Williams | 3 |
| Tom Baxley | 2 |
| Nick Calathes | 2 |
| Vernon Delancy | 2 |
| Greg Keller | 2 |
| Cliff Luyk | 2 |
| Eugene McDowell | 2 |
| Gene Shy | 2 |
| Tom Barbee | 1 |
| Larry Brewster | 1 |
| Matt Bonner | 1 |
| Rick Casares | 1 |
| Dan Cross | 1 |
| Lew Doss | 1 |
| Earl Findley | 1 |
| Harry Hamilton | 1 |
| Reggie Hannah | 1 |
| Dametri Hill | 1 |
| Lou Merchant | 1 |
| Joakim Noah | 1 |
| Bobby Sherwood | 1 |
| Bob Shiver | 1 |
| Bob Smyth | 1 |
| Greg Stolt | 1 |
| Dick Tomlinson | 1 |
| Erving Walker | 1 |
| Matt Walsh | 1 |
| Kenyan Weaks | 1 |
| Jason Williams | 1 |

20-REBOUND GAMES BY PLAYER (23 BY 10 PLAYERS)

| | |
|-----------------|---|
| Neal Walk | 7 |
| Chip Williams | 4 |
| Cliff Luyk | 3 |
| Gary Keller | 2 |
| Jim Zinn | 2 |
| Andrew DeClercq | 1 |
| Lew Doss | 1 |
| Eugene McDowell | 1 |
| Richard Peek | 1 |
| Jeff Ramsey | 1 |

MOST REBOUNDS IN A GAME BY CLASS

SENIOR

| |
|---|
| 26 — Cliff Luyk vs. Kentucky, Feb. 2, 1962 |
| 25 — Neal Walk vs. Georgia, March 1, 1969 |
| 24 — Neal Walk vs. Ole Miss, Jan. 27, 1969 |
| 22 — Chip Williams vs. LSU, Feb. 8, 1975 |
| 21 — Neal Walk vs. Vanderbilt, Jan. 1, 1969 |

JUNIOR

| |
|---|
| 31 — Neal Walk vs. Alabama, Jan. 27, 1968 |
| 31 — Jim Zinn vs. Ole Miss, Feb. 18, 1957 |
| 29 — Neal Walk vs. Kentucky, Dec. 4, 1967 |
| 27 — Neal Walk vs. Florida State, Dec. 7, 1967 |
| 24 — Cliff Luyk vs. Jacksonville, Dec. 28, 1960 |

SOPHOMORE

| |
|--|
| 30 — Jim Zinn vs. Wofford, Dec. 5, 1955 |
| 30 — Lew Doss vs. Mississippi State, Feb. 19, 1955 |
| 23 — Cliff Luyk vs. Georgia, Feb. 27, 1960 |
| 22 — Neal Walk vs. Virginia Tech, Dec. 29, 1966 |
| 22 — Richard Peek vs. Miami, Jan. 9, 1964 |

FRESHMAN

| |
|---|
| 21 — Eugene McDowell vs. Georgia, Jan. 6, 1982 |
| 18 — Al Horford vs. Alabama, Feb. 5, 2005 |
| 17 — Ronnie Williams vs. Florida State, Jan. 26, 1981 |
| 17 — Malcolm Cesare vs. Missouri Western, Dec. 16, 1975 |
| 16 — Reggie Hannah vs. Hofstra, Dec. 13, 1977 |
| 16 — Gene Shy vs. Tennessee, 1972-73 |

MOST POINTS IN A GAME BY CLASS

SENIOR

| |
|--|
| 41 — Joe Hobbs vs. Georgia, March 1, 1958 |
| 41 — Andy Owens vs. Mississippi State, Feb. 21, 1970 |
| 40 — Cliff Luyk vs. Tennessee, Feb. 5, 1962 |
| 39 — Andy Owens vs. Harvard, Dec. 23, 1969 |
| 39 — Andy Owens vs. Louisville, Dec. 20, 1969 |

JUNIOR

| |
|---|
| 54 — Tony Miller vs. Chicago State, Feb. 29, 1972 |
| 44 — Dick Tomlinson vs. Tampa, Dec. 11, 1963 |
| 39 — Neal Walk vs. LSU, Jan. 6, 1968 |
| 39 — Tony Miller vs. Auburn, Feb. 12, 1972 |
| 38 — Tony Miller vs. South Florida, Dec. 4, 1971 |
| 38 — Neal Walk vs. LSU, Feb. 10, 1968 |

SOPHOMORE

| |
|--|
| 40 — Eugene McDowell vs. Biscayne, Dec. 28, 1982 |
| 37 — Joakim Noah vs. Georgia, March 1, 2006 |
| 36 — Bob Emrick vs. LSU, Jan. 10, 1955 |
| 36 — Lew Doss vs. Stetson, Dec. 11, 1954 |
| 35 — Anthony Roberson vs. Vanderbilt, March 13, 2004 |
| 35 — Andy Owens vs. Ole Miss, 1967-68 |
| 34 — Tom Baxley vs. Miami, Nov. 30, 1962 |

FRESHMAN

| |
|---|
| 38 — Vernon Delancy vs. Alabama, Jan. 24, 1981 |
| 37 — Vernon Delancy vs. Florida Southern, Dec. 18, 1980 |
| 36 — Ronnie Williams vs. Purdue, Dec. 27, 1980 |
| 33 — Matt Walsh vs. Miami, Dec. 21, 2002 |
| 31 — Reggie Hannah vs. Hofstra, Dec. 13, 1977 |

YEAR-BY-YEAR LEADERS

SCORING (MIN. 75 PCT. GAMES PLAYED)

| SEASON | PLAYER | G | FGM-FGA | PCT | FTM-FTA | PCT | 3PT FG | PCT | REB | AVG | TP | AVG |
|---------|----------------------|----|---------|------|---------|------|---------|------|-----|------|-----|------|
| 1947-48 | Hans Tanzler, G | 25 | 135 | | 60 | | | | | | 330 | 13.2 |
| 1948-49 | Harry Hamilton, F | 26 | 132 | | 63 | | | | | | 327 | 12.6 |
| 1949-50 | Julian Miller, G | 22 | 111-337 | .329 | 94-124 | .758 | | | | | 316 | 14.4 |
| 1950-51 | Harry Hamilton, F | 22 | 158-425 | .355 | 49-75 | .627 | | | 128 | 5.8 | 365 | 16.6 |
| 1951-52 | Rick Casares, G | 23 | 122-315 | .387 | 100-167 | .599 | | | 261 | 11.3 | 344 | 14.9 |
| 1952-53 | Rick Casares, G | 17 | 90-263 | .342 | 84-140 | .600 | | | 196 | 11.5 | 264 | 15.5 |
| 1953-54 | Bob Emrick, F-C | 22 | 140-332 | .422 | 80-104 | .769 | | | 201 | 9.1 | 360 | 16.4 |
| 1954-55 | Bob Emrick, F-C | 22 | 130-370 | .351 | 132-185 | .714 | | | 232 | 10.5 | 392 | 17.8 |
| 1955-56 | Bob Emrick, F-C | 23 | 126-325 | .388 | 158-203 | .778 | | | 239 | 10.4 | 410 | 17.8 |
| 1956-57 | Joe Hobbs, G | 24 | 182-445 | .409 | 89-104 | .856 | | | 74 | 3.1 | 453 | 18.8 |
| 1957-58 | Joe Hobbs, G | 21 | 202-467 | .434 | 98-114 | .859 | | | 87 | 4.1 | 502 | 23.9 |
| 1958-59 | Bobby Sherwood, C | 23 | 124-275 | .450 | 64-103 | .622 | | | 218 | 9.4 | 312 | 13.5 |
| 1959-60 | Bob Shiver, G | 22 | 152-344 | .441 | 80-98 | .816 | | | 120 | 5.4 | 384 | 17.5 |
| 1960-61 | Lou Merchant, G | 26 | 200-441 | .453 | 59-79 | .747 | | | 96 | 3.6 | 459 | 17.6 |
| 1961-62 | Cliff Luyk, F | 23 | 184-373 | .493 | 127-206 | .616 | | | 352 | 15.3 | 490 | 21.3 |
| 1962-63 | Tom Baxley, G | 25 | 145-329 | .440 | 117-149 | .785 | | | 50 | 2.0 | 407 | 16.2 |
| 1963-64 | Brooks Henderson, G | 22 | 147-309 | .476 | 87-103 | .845 | | | 163 | 7.4 | 381 | 17.3 |
| 1964-65 | Brooks Henderson, G | 25 | 105-222 | .473 | 140-171 | .819 | | | 112 | 4.5 | 350 | 14.0 |
| 1965-66 | Gary Keller, C | 26 | 152-322 | .472 | 110-197 | .558 | | | 326 | 12.5 | 414 | 15.9 |
| 1966-67 | Gary Keller, C | 25 | 143-313 | .457 | 92-143 | .643 | | | 282 | 11.3 | 378 | 15.1 |
| 1967-68 | Neal Walk, C | 25 | 239-507 | .471 | 185-244 | .758 | | | 494 | 19.8 | 663 | 26.5 |
| 1968-69 | Neal Walk, C | 27 | 224-465 | .482 | 201-278 | .723 | | | 481 | 17.8 | 649 | 24.0 |
| 1969-70 | Andy Owens, F | 25 | 257-526 | .489 | 162-201 | .806 | | | 228 | 9.1 | 676 | 27.0 |
| 1970-71 | Tony Miller, G | 26 | 155-354 | .438 | 117-153 | .765 | | | 68 | 2.6 | 427 | 16.4 |
| 1971-72 | Tony Miller, G | 19 | 195-432 | .451 | 117-158 | .740 | | | 85 | 4.5 | 507 | 26.7 |
| 1972-73 | Tony Miller, G | 26 | 181-426 | .425 | 86-115 | .748 | | | 77 | 3.0 | 448 | 17.2 |
| 1973-74 | Chip Williams, C | 23 | 199-357 | .557 | 75-96 | .781 | | | 255 | 11.1 | 473 | 20.6 |
| 1974-75 | Gene Shy, F | 28 | 192-402 | .478 | 58-74 | .784 | | | 205 | 7.3 | 442 | 15.8 |
| 1975-76 | Gene Shy, F | 26 | 157-368 | .427 | 103-122 | .844 | | | 140 | 5.4 | 417 | 16.0 |
| 1976-77 | Bob Smyth, C-F | 26 | 115-279 | .591 | 63-104 | .606 | | | 237 | 9.1 | 393 | 15.1 |
| 1977-78 | Reggie Hannah, C-F | 22 | 109-191 | .571 | 81-122 | .664 | | | 203 | 9.2 | 299 | 13.6 |
| 1978-79 | Malcolm Cesare, F | 27 | 185-338 | .547 | 85-112 | .759 | | | 187 | 6.9 | 455 | 16.9 |
| 1979-80 | Reggie Hannah, C | 27 | 161-298 | .540 | 136-193 | .704 | | | 241 | 8.9 | 458 | 17.0 |
| 1980-81 | Ronnie Williams, F | 28 | 216-374 | .578 | 114-187 | .610 | | | 253 | 9.0 | 546 | 19.4 |
| 1981-82 | Ronnie Williams, F | 27 | 218-365 | .597 | 139-191 | .728 | | | 222 | 8.2 | 575 | 21.3 |
| 1982-83 | Ronnie Williams, F | 28 | 184-317 | .580 | 154-213 | .723 | | | 245 | 8.8 | 522 | 18.6 |
| 1983-84 | Ronnie Williams, F | 27 | 154-263 | .586 | 139-194 | .716 | | | 234 | 8.7 | 447 | 16.6 |
| 1984-85 | Andrew Moten, G | 30 | 185-409 | .452 | 129-169 | .763 | | | 123 | 4.1 | 499 | 16.6 |
| 1985-86 | Vernon Maxwell, G | 33 | 262-566 | .463 | 124-177 | .701 | | | 147 | 4.5 | 648 | 19.6 |
| 1986-87 | Andrew Moten, G | 33 | 182-408 | .446 | 103-144 | .715 | 61-137 | .445 | 109 | 3.3 | 528 | 16.0 |
| 1987-88 | Dwayne Schintzius, C | 35 | 224-456 | .491 | 54-74 | .730 | 1-5 | .200 | 228 | 6.5 | 503 | 14.4 |
| 1988-89 | Dwayne Schintzius, C | 30 | 220-422 | .521 | 99-140 | .707 | 2-6 | .333 | 290 | 9.7 | 541 | 18.0 |
| 1989-90 | Dwayne Davis, C-F | 28 | 139-229 | .607 | 66-112 | .589 | 0-0 | .000 | 239 | 8.5 | 344 | 12.3 |
| 1990-91 | Dwayne Davis, C | 28 | 166-268 | .619 | 91-152 | .599 | 0-0 | .000 | 208 | 7.4 | 423 | 15.1 |
| 1991-92 | Stacey Poole, F | 33 | 254-537 | .473 | 81-120 | .675 | 0-3 | .000 | 240 | 7.3 | 589 | 17.8 |
| 1992-93 | Stacey Poole, F | 27 | 192-432 | .444 | 60-94 | .638 | 0-0 | .000 | 173 | 6.4 | 444 | 16.4 |
| 1993-94 | Dan Cross, G | 37 | 179-371 | .482 | 168-203 | .828 | 55-124 | .444 | 144 | 3.9 | 581 | 15.7 |
| 1994-95 | Dan Cross, G | 30 | 168-421 | .399 | 150-178 | .843 | 53-141 | .376 | 107 | 3.6 | 539 | 18.0 |
| 1995-96 | Dametri Hill, F-C | 28 | 184-376 | .489 | 110-164 | .671 | 14-44 | .318 | 218 | 7.8 | 492 | 17.6 |
| 1996-97 | Greg Stolt, F | 30 | 126-289 | .436 | 100-118 | .847 | 64-155 | .413 | 183 | 6.1 | 416 | 13.9 |
| 1997-98 | Kenyan Weaks, G | 26 | 122-238 | .513 | 26-33 | .788 | 61-120 | .508 | 124 | 4.8 | 331 | 12.7 |
| 1998-99 | Mike Miller, F | 28 | 115-233 | .494 | 80-114 | .702 | 31-87 | .356 | 146 | 5.2 | 341 | 12.2 |
| 1999-00 | Mike Miller, F | 37 | 175-368 | .476 | 124-170 | .729 | 47-139 | .338 | 243 | 6.6 | 521 | 14.1 |
| 2000-01 | Udonis Haslem, C | 31 | 188-315 | .597 | 146-206 | .709 | 0-0 | .000 | 232 | 7.5 | 522 | 16.8 |
| 2001-02 | Udonis Haslem, C | 31 | 159-283 | .562 | 177-255 | .694 | 0-1 | .000 | 256 | 8.3 | 495 | 16.4 |
| 2002-03 | Matt Bonner, F | 33 | 182-357 | .510 | 74-101 | .733 | 63-133 | .474 | 201 | 6.1 | 501 | 15.2 |
| 2003-04 | Anthony Roberson, G | 30 | 180-390 | .462 | 79-92 | .859 | 99-233 | .425 | 89 | 3.0 | 538 | 17.9 |
| 2004-05 | Anthony Roberson, G | 32 | 193-423 | .456 | 81-90 | .900 | 94-242 | .388 | 65 | 2.0 | 561 | 17.5 |
| 2005-06 | Joakim Noah, F/C | 39 | 202-322 | .627 | 148-202 | .733 | 0-1 | .000 | 278 | 7.1 | 552 | 14.2 |
| 2006-07 | Taurean Green, G | 40 | 154-347 | .443 | 141-166 | .849 | 82-203 | .404 | 96 | 2.4 | 531 | 13.3 |
| 2007-08 | Nick Calathes, G | 36 | 175-411 | .426 | 144-199 | .724 | 58-158 | .367 | 187 | 5.2 | 552 | 15.3 |
| 2008-09 | Nick Calathes, G | 36 | 205-425 | .482 | 135-191 | .707 | 73-187 | .390 | 192 | 5.3 | 618 | 17.2 |
| 2009-10 | Kenny Boynton, G | 34 | 165-439 | .376 | 74-99 | .747 | 72-245 | .294 | 87 | 2.6 | 476 | 14.0 |
| 2010-11 | Erving Walker, G | 37 | 153-372 | .411 | 154-198 | .778 | 79-205 | .385 | 109 | 2.9 | 539 | 14.6 |
| 2011-12 | Kenny Boynton, G | 37 | 187-425 | .440 | 104-138 | .754 | 110-270 | .407 | 97 | 2.6 | 588 | 15.9 |

Note: Scoring figures are not available prior to the 1947-48 season.

YEAR-BY-YEAR LEADERS

REBOUNDING (MIN. 75 PCT. GAMES PLAYED)

| SEASON | PLAYER | G | REB | AVG |
|---------|----------------------|----|-----|------|
| 1957-58 | Jim Zinn, F | 21 | 328 | 15.5 |
| 1958-59 | Bob Sherwood | 23 | 218 | 9.4 |
| 1959-60 | Bob Sherwood | 22 | 231 | 10.5 |
| 1960-61 | Cliff Luyk, F | 25 | 328 | 14.2 |
| 1961-62 | Cliff Luyk, F | 23 | 352 | 15.3 |
| 1962-63 | Dick Tomlinson, F | 25 | 176 | 7.0 |
| 1963-64 | Mont Highley, C | 22 | 236 | 10.7 |
| 1964-65 | Gary Keller, C | 25 | 247 | 9.9 |
| 1965-66 | Gary Keller, C | 26 | 326 | 12.5 |
| 1966-67 | Gary Keller, C | 25 | 282 | 11.3 |
| 1967-68 | Neal Walk, C | 25 | 494 | 19.8 |
| 1968-69 | Neal Walk, C | 27 | 481 | 17.8 |
| 1969-70 | Andy Owens, F | 25 | 228 | 9.1 |
| 1970-71 | Earl Findley, F | 26 | 247 | 9.5 |
| 1971-72 | Dan Boe, C | 24 | 237 | 9.9 |
| 1972-73 | Chip Williams, C | 25 | 303 | 12.1 |
| 1973-74 | Chip Williams, C | 23 | 255 | 11.1 |
| 1974-75 | Chip Williams, C | 28 | 217 | 7.8 |
| 1975-76 | Bob Smyth, C-F | 26 | 330 | 12.7 |
| 1976-77 | Bob Smyth, C-F | 26 | 237 | 9.1 |
| 1977-78 | Reggie Hannah, C-F | 22 | 203 | 9.2 |
| 1978-79 | Reggie Hannah, C | 27 | 231 | 8.6 |
| 1979-80 | Reggie Hannah, C | 27 | 241 | 8.9 |
| 1980-81 | Ronnie Williams, F | 28 | 253 | 9.0 |
| 1981-82 | Eugene McDowell, C | 27 | 238 | 8.8 |
| 1982-83 | Ronnie Williams, F | 28 | 245 | 8.8 |
| 1983-84 | Eugene McDowell, C | 29 | 267 | 9.2 |
| 1984-85 | Eugene McDowell, C | 30 | 295 | 9.8 |
| 1985-86 | Kenny McClary, C | 33 | 185 | 5.6 |
| 1986-87 | Dwayne Schintzius, C | 34 | 206 | 6.1 |
| 1987-88 | Dwayne Schintzius, C | 35 | 228 | 6.5 |
| 1988-89 | Dwayne Schintzius, C | 30 | 290 | 9.7 |
| 1989-90 | Dwayne Davis, C-F | 28 | 239 | 8.5 |
| 1990-91 | Dwayne Davis, C | 28 | 208 | 7.4 |
| 1991-92 | Stacey Poole, F | 33 | 240 | 7.3 |
| 1992-93 | Andrew DeClercq, C | 28 | 198 | 7.1 |
| 1993-94 | Andrew DeClercq, F-C | 37 | 292 | 7.9 |
| 1994-95 | Andrew DeClercq, F-C | 30 | 265 | 8.8 |
| 1995-96 | Dametri Hill, C-F | 28 | 218 | 7.8 |
| 1996-97 | Greg Stolt, F | 30 | 183 | 6.1 |
| 1997-98 | Damen Maddox, C | 27 | 147 | 5.4 |
| 1998-99 | Brent Wright, F | 31 | 183 | 5.9 |
| 1999-00 | Donnell Harvey, C | 37 | 258 | 7.0 |
| 2000-01 | Matt Bonner, F | 31 | 238 | 7.7 |
| 2001-02 | Udonis Haslem, C | 31 | 256 | 8.3 |
| 2002-03 | David Lee, C | 33 | 224 | 6.8 |
| 2003-04 | David Lee, F | 31 | 212 | 6.8 |
| 2004-05 | David Lee, F | 32 | 288 | 9.0 |
| 2005-06 | Al Horford, F-C | 39 | 295 | 7.6 |
| 2006-07 | Al Horford, F-C | 40 | 360 | 9.5 |
| 2007-08 | Marreese Speights, C | 36 | 290 | 8.1 |
| 2008-09 | Alex Tyus, F | 36 | 222 | 6.2 |
| 2009-10 | Alex Tyus, F | 34 | 234 | 6.9 |
| 2010-11 | Chandler Parsons, F | 36 | 278 | 7.8 |
| 2011-12 | Bradley Beal, G | 37 | 249 | 6.7 |

Note: Rebounding figures are not available prior to the 1957-58 season.

FIELD GOAL PERCENTAGE (MIN. 100 ATT.)

| SEASON | PLAYER | G | FGM-FGA | PCT |
|---------|-------------------|----|---------|------|
| 1957-58 | Joe Hobbs, G | 21 | 202-467 | .434 |
| 1958-59 | Bob Sherwood | 23 | 124-275 | .450 |
| 1959-60 | Bob Shiver | 22 | 152-344 | .441 |
| 1960-61 | Lou Merchant, G | 26 | 200-441 | .453 |
| 1961-62 | Cliff Luyk, F | 23 | 184-373 | .493 |
| 1962-63 | Bob Hoffmann, C | 24 | 64-124 | .516 |
| 1963-64 | Dick Tomlinson, F | 22 | 151-287 | .527 |
| 1964-65 | Jeff Ramsey, C | 25 | 85-135 | .630 |
| 1965-66 | Gary Keller, F | 26 | 152-322 | .472 |
| 1966-67 | Neal Walk, C | 25 | 109-210 | .509 |
| 1967-68 | Neal Walk, C | 25 | 239-507 | .471 |
| 1968-69 | Neal Walk, C | 27 | 224-465 | .482 |
| 1969-70 | Andy Owens, F | 25 | 257-526 | .489 |
| 1970-71 | Jerry Hoover, G | 26 | 75-156 | .481 |
| 1971-72 | Jerry Hoover, G | 26 | 98-189 | .519 |
| 1972-73 | Bob Smyth, C-F | 26 | 85-175 | .486 |
| 1973-74 | Chip Williams, C | 23 | 199-357 | .557 |

| | | | | |
|---------|----------------------|----|---------|------|
| 1974-75 | Mike Lederman, C | 28 | 135-234 | .577 |
| 1975-76 | Al Bonner, F | 25 | 131-235 | .557 |
| 1976-77 | Bob Smyth, C-F | 26 | 165-279 | .591 |
| 1977-78 | Larry Brewster, C | 27 | 104-175 | .594 |
| 1978-79 | Malcolm Cesare, F | 27 | 185-338 | .547 |
| 1979-80 | Reggie Hannah, C | 27 | 161-298 | .540 |
| 1980-81 | Ronnie Williams, F | 28 | 214-372 | .575 |
| 1981-82 | Ronnie Williams, F | 27 | 218-365 | .597 |
| 1982-83 | Eugene McDowell, C | 31 | 203-314 | .646 |
| 1983-84 | Eugene McDowell, C | 29 | 150-244 | .615 |
| 1984-85 | Randall Leath, C-F | 30 | 77-127 | .606 |
| 1985-86 | Kenny McClary, C | 33 | 84-155 | .542 |
| 1986-87 | Chris Capers, F | 31 | 110-175 | .629 |
| 1987-88 | Dwayne Davis, F | 35 | 88-147 | .599 |
| 1988-89 | Dwayne Davis, F | 33 | 179-248 | .722 |
| 1989-90 | Dwayne Davis, C-F | 28 | 139-229 | .607 |
| 1990-91 | Dwayne Davis, C | 28 | 166-268 | .619 |
| 1991-92 | Hosie Grimsley, F | 33 | 79-152 | .523 |
| 1992-93 | Andrew DeClercq, C | 28 | 118-208 | .567 |
| 1993-94 | Andrew DeClercq, F-C | 37 | 129-237 | .544 |
| 1994-95 | Dametri Hill, C | 29 | 155-295 | .525 |
| 1995-96 | LeRon Williams, F | 28 | 123-238 | .517 |
| 1996-97 | Damen Maddox, C | 30 | 71-137 | .518 |
| 1997-98 | Damen Maddox, C | 27 | 70-122 | .574 |
| 1998-99 | Udonis Haslem, C | 31 | 117-194 | .603 |
| 1999-00 | Udonis Haslem, C | 37 | 169-292 | .579 |
| 2000-01 | Udonis Haslem, C | 31 | 188-315 | .597 |
| 2001-02 | David Lee, F | 31 | 84-145 | .579 |
| 2002-03 | David Lee, C | 33 | 149-230 | .648 |
| 2003-04 | David Lee, F | 31 | 150-255 | .588 |
| 2004-05 | David Lee, F | 32 | 160-305 | .525 |
| 2005-06 | Chris Richard, F | 39 | 97-139 | .698 |
| 2006-07 | Chris Richard, F | 40 | 98-142 | .690 |
| 2007-08 | Marreese Speights, C | 36 | 216-346 | .624 |
| 2008-09 | Alex Tyus, F | 36 | 195-330 | .591 |
| 2009-10 | Vernon Macklin, F | 34 | 156-257 | .607 |
| 2010-11 | Vernon Macklin, C | 37 | 191-322 | .593 |
| 2011-12 | Patric Young, C | 37 | 162-262 | .618 |

Note: Field Goal Percentage figures not available prior to 1957-58 season.

3-PT FIELD GOAL PERCENTAGE (MIN. 50 ATT.)

| SEASON | PLAYER | G | FGM-FGA | PCT |
|---------|---------------------|----|---------|------|
| 1986-87 | Joe Lawrence, F | 34 | 64-127 | .504 |
| 1987-88 | Pat Lawrence, F | 35 | 41-98 | .418 |
| 1988-89 | Brian Hogan, G | 34 | 23-62 | .371 |
| 1989-90 | Brian Hogan, G | 28 | 27-66 | .409 |
| 1990-91 | Scott Stewart, G | 27 | 25-56 | .446 |
| 1991-92 | Dan Cross, G | 33 | 18-43 | .419 |
| 1992-93 | Craig Brown, G | 28 | 51-118 | .432 |
| 1993-94 | Dan Cross, G | 37 | 55-124 | .444 |
| 1994-95 | Dan Cross, G | 30 | 53-141 | .376 |
| 1995-96 | Greg Stolt, F | 28 | 41-114 | .360 |
| 1996-97 | Dan Williams, G | 30 | 33-69 | .478 |
| 1997-98 | Kenyan Weaks, G | 26 | 61-120 | .508 |
| 1998-99 | Greg Stolt, F | 31 | 78-178 | .438 |
| 1999-00 | Brett Nelson, G | 37 | 49-113 | .434 |
| 2000-01 | Brett Nelson, G | 31 | 81-179 | .453 |
| 2001-02 | Brett Nelson, G | 31 | 98-248 | .395 |
| 2002-03 | Matt Bonner, F | 33 | 63-133 | .474 |
| 2003-04 | Lee Humphrey, G | 26 | 25-57 | .439 |
| 2004-05 | Matt Walsh, G | 28 | 69-162 | .426 |
| 2005-06 | Lee Humphrey, G | 38 | 113-246 | .459 |
| 2006-07 | Walter Hodge, G | 40 | 34-68 | .500 |
| 2007-08 | Jai Lucas, G | 36 | 37-85 | .435 |
| 2008-09 | Erving Walker, G | 36 | 70-167 | .419 |
| 2009-10 | Chandler Parsons, F | 34 | 38-106 | .358 |
| 2010-11 | Erving Walker, G | 37 | 79-205 | .385 |
| 2011-12 | Erik Murphy, F | 34 | 59-140 | .421 |

3-PT FIELD GOALS MADE

| SEASON | PLAYER | G | FGM |
|---------|-------------------|----|-----|
| 1986-87 | Joe Lawrence, F | 34 | 64 |
| 1987-88 | Pat Lawrence, F | 35 | 41 |
| 1988-89 | Clifford Lett, G | 34 | 39 |
| 1989-90 | Renaldo Garcia, G | 28 | 42 |
| 1990-91 | Brian Hogan, G | 28 | 35 |
| 1991-92 | Scott Stewart, G | 33 | 36 |
| 1992-93 | Craig Brown, G | 28 | 51 |

YEAR-BY-YEAR LEADERS

| | | | |
|---------|---------------------|----|-----|
| 1993-94 | Craig Brown, G | 37 | 89 |
| 1994-95 | Dan Cross, G | 30 | 53 |
| 1995-96 | Greg Stolt, F | 28 | 41 |
| 1996-97 | Greg Stolt, G | 30 | 64 |
| 1997-98 | Kenyan Weaks, G | 26 | 61 |
| 1998-99 | Greg Stolt, F | 31 | 78 |
| 1999-00 | Teddy Dupay, G | 37 | 62 |
| 2000-01 | Brett Nelson, G | 31 | 81 |
| 2001-02 | Brett Nelson, G | 31 | 98 |
| 2002-03 | Anthony Roberson, G | 33 | 74 |
| 2003-04 | Anthony Roberson, G | 30 | 99 |
| 2004-05 | Anthony Roberson, G | 32 | 94 |
| 2005-06 | Lee Humphrey, G | 38 | 113 |
| 2006-07 | Lee Humphrey, G | 40 | 113 |
| 2007-08 | Nick Calathes, G | 36 | 55 |
| 2008-09 | Nick Calathes, G | 36 | 73 |
| 2009-10 | Kenny Boynton, G | 34 | 72 |
| 2010-11 | Kenny Boynton, G | 37 | 80 |
| 2011-12 | Kenny Boynton, G | 37 | 110 |

FREE THROW PERCENTAGE

| SEASON | PLAYER | G | FTM-FTA | PCT |
|---------|----------------------|----|---------|------|
| 1956-57 | Joe Hobbs, G | 24 | 89-104 | .856 |
| 1957-58 | Joe Hobbs, G | 21 | 98-114 | .859 |
| 1958-59 | Frank Etheridge | 23 | 73-97 | .752 |
| 1959-60 | Bob Shiver | 22 | 80-98 | .816 |
| 1960-61 | Lou Merchant, G | 26 | 59-79 | .746 |
| 1961-62 | Tom Barbee, F | 22 | 63-76 | .829 |
| 1962-63 | Brooks Henderson, G | 19 | 110-132 | .833 |
| 1963-64 | Brooks Henderson, G | 22 | 87-103 | .845 |
| 1964-65 | Brooks Henderson, G | 25 | 140-171 | .819 |
| 1965-66 | Paul Morton, F | 26 | 74-92 | .804 |
| 1966-67 | Jeff Ramsey, C | 25 | 50-61 | .820 |
| 1967-68 | Andy Owens, F | 24 | 101-121 | .835 |
| 1968-69 | Boyd Welsch, G | 26 | 64-80 | .800 |
| 1969-70 | Andy Owens, F | 27 | 162-201 | .806 |
| 1970-71 | Tony Miller, G | 26 | 117-153 | .765 |
| 1971-72 | Tony Miller, G | 19 | 113-152 | .743 |
| 1972-73 | Tony Miller, G | 26 | 86-115 | .748 |
| 1973-74 | Don Bostic, G | 25 | 53-65 | .815 |
| 1974-75 | Bruno Caldwell, G | 28 | 102-115 | .887 |
| 1975-76 | Gene Shy, F | 26 | 103-122 | .844 |
| 1976-77 | Al Bonner, F | 26 | 82-95 | .863 |
| 1977-78 | Larry Brewster, C | 27 | 91-114 | .798 |
| 1978-79 | Ric Clarson, F | 27 | 62-76 | .816 |
| 1979-80 | Reggie Hannah, C | 28 | 136-193 | .704 |
| 1980-81 | Vernon Delancy, G | 28 | 113-144 | .785 |
| 1981-82 | Rob Harden, G | 27 | 56-67 | .836 |
| 1982-83 | Ronnie Williams, F | 28 | 154-213 | .723 |
| 1983-84 | Ronnie Williams, F | 27 | 139-194 | .716 |
| 1986-87 | Andrew Moten, G | 33 | 103-144 | .715 |
| 1987-88 | Dwayne Schintzius, C | 35 | 54-74 | .730 |
| 1988-89 | Dwayne Schintzius, C | 30 | 99-140 | .707 |
| 1989-90 | Dwayne Schintzius, C | 11 | 30-38 | .790 |
| 1990-91 | Renaldo Garcia, G | 28 | 79-106 | .745 |
| 1991-92 | Craig Brown, G | 33 | 82-108 | .759 |
| 1992-93 | Scott Stewart, G | 28 | 46-52 | .885 |
| 1993-94 | Dan Cross, G | 37 | 168-203 | .828 |
| | Craig Brown, G | 37 | 77-93 | .828 |
| 1994-95 | Dan Cross, G | 30 | 150-178 | .843 |
| 1995-96 | Brian Thompson, F | 28 | 33-44 | .750 |
| 1996-97 | Greg Stolt, F | 30 | 100-118 | .847 |
| 1997-98 | Jason Williams, G | 20 | 63-75 | .840 |
| 1998-99 | Teddy Dupay, G | 31 | 85-105 | .810 |
| 1999-00 | Kenyan Weaks, G | 37 | 53-59 | .898 |
| 2000-01 | Teddy Dupay, G | 24 | 85-104 | .817 |
| 2001-02 | Brett Nelson, G | 31 | 48-57 | .842 |
| 2002-03 | Anthony Roberson, G | 33 | 50-61 | .820 |
| 2003-04 | Anthony Roberson, G | 30 | 79-92 | .859 |
| 2004-05 | Anthony Roberson, G | 32 | 81-90 | .900 |
| 2005-06 | Taurean Green, G | 39 | 171-193 | .886 |
| 2006-07 | Taurean Green, G | 40 | 141-166 | .849 |
| 2007-08 | Dan Werner, F | 36 | 55-66 | .773 |
| 2008-09 | Walter Hodge, G | 36 | 39-48 | .813 |
| 2009-10 | Erving Walker, G | 34 | 112-138 | .812 |
| 2010-11 | Kenny Boynton, G | 37 | 107-130 | .823 |
| 2011-12 | Erving Walker, G | 37 | 110-135 | .815 |

Note: Free Throw Percentage figures not available prior to the 1956-57 season.

ASSISTS

| SEASON | PLAYER | G | ASST |
|---------|----------------------|----|------|
| 1967-68 | Mike Leatherwood, G | 25 | 81 |
| 1968-69 | Mike Leatherwood, G | 26 | 129 |
| 1969-70 | Jerry Hoover, G | 25 | 73 |
| 1970-71 | Jerry Hoover, G | 26 | 126 |
| 1971-72 | Jerry Hoover, G | 23 | 107 |
| 1972-73 | Steve Williams, G | 24 | 108 |
| 1973-74 | Bruno Caldwell, G | 26 | 98 |
| 1974-75 | Bruno Caldwell, G | 28 | 110 |
| 1975-76 | Mike Lederman, G | 24 | 79 |
| 1976-77 | Richard Gasper, G | 26 | 117 |
| 1977-78 | Richard Gasper, G | 27 | 109 |
| 1978-79 | Mike Milligan, G-F | 27 | 85 |
| 1979-80 | Mike Milligan, F | 26 | 101 |
| 1980-81 | Mike Moses, G | 28 | 113 |
| 1981-82 | Mike Moses, G | 27 | 105 |
| 1982-83 | Vernon Delancy, G | 28 | 165 |
| 1983-84 | Vernon Delancy, G | 29 | 132 |
| 1984-85 | Andrew Moten, G | 30 | 106 |
| 1985-86 | Ronnie Montgomery, G | 33 | 157 |
| 1986-87 | Andrew Moten, G | 33 | 154 |
| 1987-88 | Ronnie Montgomery, G | 34 | 190 |
| 1988-89 | Clifford Lett, G | 34 | 146 |
| 1989-90 | B.J. Carter, G | 16 | 45 |
| 1990-91 | Renaldo Garcia, G | 28 | 82 |
| 1991-92 | Scott Stewart, G | 33 | 82 |
| 1992-93 | Scott Stewart, G | 28 | 84 |
| 1993-94 | Dan Cross, G | 37 | 146 |
| 1994-95 | Greg Williams, G | 30 | 120 |
| 1995-96 | Greg Williams, G | 28 | 140 |
| 1996-97 | Eddie Shannon, G | 30 | 127 |
| 1997-98 | Jason Williams, G | 20 | 134 |
| 1998-99 | Eddie Shannon, G | 29 | 139 |
| 1999-00 | Brett Nelson, G | 37 | 110 |
| 2000-01 | Brett Nelson, G | 31 | 133 |
| 2001-02 | Justin Hamilton, G | 29 | 109 |
| 2002-03 | Justin Hamilton, G | 33 | 118 |
| 2003-04 | Anthony Roberson, G | 30 | 108 |
| 2004-05 | Matt Walsh, F | 32 | 85 |
| 2005-06 | Taurean Green, G | 39 | 184 |
| 2006-07 | Taurean Green, G | 40 | 147 |
| 2007-08 | Nick Calathes, G | 36 | 221 |
| 2008-09 | Nick Calathes, G | 36 | 231 |
| 2009-10 | Erving Walker, G | 34 | 166 |
| 2010-11 | Chandler Parsons, F | 36 | 136 |
| 2011-12 | Erving Walker, G | 37 | 170 |

Note: Assist figures not available prior to the 1967-68 season.

BLOCKED SHOTS

| SEASON | PLAYER | G | BLK |
|---------|----------------------|----|-----|
| 1975-76 | Malcolm Cesare, F | 26 | 17 |
| 1976-77 | Malcolm Cesare, F | 26 | 20 |
| 1977-78 | Malcolm Cesare, F | 27 | 30 |
| 1978-79 | Reggie Hannah, C | 27 | 30 |
| 1979-80 | Reggie Hannah, C | 27 | 29 |
| 1980-81 | Ronnie Williams, F | 28 | 29 |
| 1981-82 | Eugene McDowell, C | 27 | 36 |
| 1982-83 | Eugene McDowell, C | 31 | 48 |
| 1983-84 | Eugene McDowell, C | 29 | 36 |
| 1984-85 | Eugene McDowell, C | 30 | 30 |
| 1985-86 | Kenny McClary, C | 33 | 29 |
| 1986-87 | Dwayne Schintzius, C | 34 | 96 |
| 1987-88 | Dwayne Schintzius, C | 35 | 90 |
| 1988-89 | Dwayne Schintzius, C | 30 | 58 |
| 1989-90 | Dwayne Davis, C-F | 28 | 45 |
| 1990-91 | Dwayne Davis, C | 28 | 33 |
| 1991-92 | Andrew DeClercq, C | 33 | 47 |
| 1992-93 | Andrew DeClercq, C | 28 | 44 |
| 1993-94 | Andrew DeClercq, F-C | 37 | 51 |
| 1994-95 | Andrew DeClercq, F-C | 30 | 34 |
| 1995-96 | LeRon Williams, F | 28 | 34 |
| 1996-97 | Damen Maddox, C | 30 | 30 |
| 1997-98 | Damen Maddox, C | 27 | 38 |
| 1998-99 | Greg Stolt, F | 31 | 24 |
| 1999-00 | Donnell Harvey, C | 37 | 31 |
| 2000-01 | Udonis Haslem, C | 31 | 31 |
| 2001-02 | Udonis Haslem, C | 31 | 39 |

YEAR-BY-YEAR LEADERS

| | | | |
|---------|----------------------|----|----|
| 2002-03 | David Lee, C | 33 | 48 |
| 2003-04 | Adrian Moss, F-C | 31 | 21 |
| 2004-05 | Al Horford, C | 32 | 51 |
| 2005-06 | Joakim Noah, F-C | 39 | 95 |
| 2006-07 | Joakim Noah, F-C | 40 | 72 |
| 2007-08 | Marreese Speights, C | 36 | 49 |
| 2008-09 | Alex Tyus, C | 36 | 28 |
| 2009-10 | Alex Tyus, F | 34 | 35 |
| 2010-11 | Patric Young, C | 37 | 31 |
| 2011-12 | Erik Murphy, F | 34 | 37 |

Note: Blocked Shot figures not available prior to the 1975-76 season.

STEALS

| SEASON | PLAYER | G | STL |
|---------|----------------------|----|-----|
| 1973-74 | Mike Lederman, G | 26 | 24 |
| 1974-75 | Mike Lederman, G | 28 | 36 |
| 1975-76 | Mike Lederman, G | 24 | 25 |
| 1976-77 | Richard Gasper, G | 26 | 42 |
| 1977-78 | Richard Gasper, G | 27 | 49 |
| 1978-79 | Malcolm Cesare, F | 27 | 28 |
| 1979-80 | Mike Milligan, F | 27 | 45 |
| 1980-81 | Vernon Delancy, G | 28 | 49 |
| 1981-82 | Rob Harden, G | 27 | 38 |
| | Mike Moses, G | 27 | 38 |
| 1982-83 | Ronnie Williams, F | 28 | 29 |
| 1983-84 | Vernon Delancy, G | 29 | 41 |
| | Darryl Gresham, G | 29 | 41 |
| 1984-85 | Andrew Moten, G | 30 | 37 |
| 1985-86 | Vernon Maxwell, G | 33 | 47 |
| 1986-87 | Andrew Moten, G | 33 | 52 |
| 1987-88 | Ronnie Montgomery, G | 34 | 52 |
| 1988-89 | Clifford Lett, G | 34 | 52 |
| 1989-90 | Dwayne Davis, C-F | 28 | 44 |
| 1990-91 | Dwayne Davis, C | 28 | 63 |
| 1991-92 | Craig Brown, G | 33 | 41 |
| 1992-93 | Andrew DeClercq, C | 28 | 47 |
| 1993-94 | Dan Cross, G | 37 | 76 |
| 1994-95 | Dan Cross, G | 30 | 52 |
| 1995-96 | Eddie Shannon, G | 28 | 47 |
| 1996-97 | Eddie Shannon, G | 30 | 52 |
| 1997-98 | Eddie Shannon, G | 29 | 53 |
| | Jason Williams, G | 20 | 53 |
| 1998-99 | Kenyan Weaks, G | 24 | 54 |
| 1999-00 | Brett Nelson, G | 37 | 60 |
| 2000-01 | Brett Nelson, G | 31 | 59 |
| 2001-02 | Orien Greene, G | 31 | 61 |
| 2002-03 | Justin Hamilton, G | 33 | 54 |
| 2003-04 | Matt Walsh, G | 31 | 47 |
| 2004-05 | Corey Brewer, G-F | 32 | 46 |
| 2005-06 | Corey Brewer, G-F | 39 | 61 |
| 2006-07 | Corey Brewer, G-F | 40 | 69 |
| 2007-08 | Nick Calathes, G | 36 | 58 |
| 2008-09 | Nick Calathes, G | 36 | 68 |
| 2009-10 | Erving Walker, G | 34 | 45 |
| 2010-11 | Erving Walker, G | 37 | 41 |
| 2011-12 | Bradley Beal, G | 37 | 51 |

Note: Steal figures not available prior to the 1973-74 season.

YEAR-BY-YEAR TEAM STATS

| SEASON | | G | FG-FGA | FG% | FT-FTA | FT% | 3FG-FGA | 3-PT% | REB-AVG | PF-DQ | A | TO | BLK | ST | PTS | AVG |
|---------|----------|----|-----------|------|---------|------|---------|-------|-----------|--------|-----|-----|-----|-----|-------|------|
| 1949-50 | Florida | 23 | 432-1486 | .291 | 334-519 | .644 | | | | 386 | | | | | 1,206 | 52.4 |
| | Opponent | 23 | | | | | | | | | | | | | 1,309 | 56.9 |
| 1950-51 | Florida | 23 | 543-1673 | .324 | 294-468 | .628 | | | 767-34.8 | 447-16 | | | | | 1,432 | 62.7 |
| | Opponent | 23 | 567-1617 | .350 | 322-493 | .653 | | | 729-33.1 | 433-24 | | | | | 1,518 | 66.1 |
| 1951-52 | Florida | 24 | 578-1710 | .339 | 422-684 | .617 | | | 1168-48.7 | 531-36 | | | | | 1,578 | 65.8 |
| | Opponent | 24 | 594-1887 | .315 | 355-548 | .649 | | | 985-41.0 | 614-43 | | | | | 1,543 | 64.3 |
| 1952-53 | Florida | 19 | 464-1360 | .341 | 424-627 | .676 | | | 827-43.5 | 401-23 | | | | | 1,352 | 71.1 |
| | Opponent | 19 | 438-1414 | .309 | 389-621 | .626 | | | 715-37.6 | 425-29 | | | | | 1,265 | 66.6 |
| 1953-54 | Florida | 22 | 507-1506 | .337 | 540-746 | .724 | | | 800-36.4 | 493-25 | | | | | 1,554 | 70.6 |
| | Opponent | 22 | 588-1644 | .358 | 505-762 | .663 | | | 876-39.8 | 518-19 | | | | | 1,681 | 76.4 |
| 1954-55 | Florida | 22 | 528-1668 | .316 | 562-804 | .699 | | | 1092-49.7 | 453-26 | | | | | 1,618 | 73.6 |
| | Opponent | 22 | 571-1547 | .368 | 525-770 | .682 | | | 992-45.1 | 486-18 | | | | | 1,667 | 75.8 |
| 1955-56 | Florida | 23 | 670-1804 | .371 | 471-667 | .706 | | | 1245-54.1 | 441 | | | | | 1,811 | 78.7 |
| | Opponent | 23 | 629-1677 | .378 | 498-754 | .661 | | | 1011-44.0 | 396 | | | | | 1,756 | 76.3 |
| 1956-57 | Florida | 24 | 663-1737 | .381 | 535-746 | .717 | | | 1127-46.9 | 531-19 | | | | | 1,861 | 77.5 |
| | Opponent | 24 | 576-1483 | .361 | 554-797 | .695 | | | 978-40.7 | 435-20 | | | | | 1,708 | 71.2 |
| 1957-58 | Florida | 21 | 589-1508 | .391 | 371-530 | .700 | | | 1067-50.8 | 385 | | | | | 1,549 | 73.5 |
| | Opponent | 21 | 546-1481 | .367 | 358-516 | .693 | | | 930-44.2 | 382 | | | | | 1,450 | 69.0 |
| 1958-59 | Florida | 23 | 614-1667 | .368 | 397-607 | .654 | | | 1195-51.9 | 448-7 | | | | | 1,625 | 70.6 |
| | Opponent | 23 | 656-1557 | .421 | 438-625 | .700 | | | 1209-52.5 | 427-10 | | | | | 1,746 | 75.9 |
| 1959-60 | Florida | 22 | 591-1605 | .367 | 367-541 | .678 | | | 1098-49.9 | 448-15 | | | | | 1,549 | 70.4 |
| | Opponent | 22 | 599-1389 | .431 | 457-633 | .721 | | | 1038-47.1 | 400-16 | | | | | 1,655 | 75.4 |
| 1960-61 | Florida | 26 | 705-1748 | .403 | 420-611 | .687 | | | 1301-50.0 | 475 | | | | | 1,830 | 70.3 |
| | Opponent | 26 | 701-1733 | .404 | 444-685 | .648 | | | 1206-46.1 | 460 | | | | | 1,846 | 71.0 |
| 1961-62 | Florida | 23 | 606-1405 | .431 | 342-498 | .687 | | | 1065-46.3 | 382 | | | | | 1,554 | 67.6 |
| | Opponent | 23 | 619-1484 | .417 | 351-507 | .692 | | | 905-39.3 | 386 | | | | | 1,589 | 69.0 |
| 1962-63 | Florida | 26 | 705-1579 | .446 | 533-703 | .759 | | | 1093-42.0 | 535 | | | | | 1,943 | 74.7 |
| | Opponent | 26 | 731-1671 | .437 | 513-713 | .719 | | | 1100-42.3 | 500 | | | | | 1,975 | 76.0 |
| 1963-64 | Florida | 22 | 671-1454 | .461 | 378-568 | .665 | | | 1153-52.4 | 446 | | | | | 1,720 | 78.2 |
| | Opponent | 22 | 598-1524 | .392 | 391-568 | .688 | | | 924-42.0 | 441 | | | | | 1,606 | 73.0 |
| 1964-65 | Florida | 25 | 658-1386 | .475 | 510-712 | .716 | | | 1041-41.6 | 585 | | | | | 1,826 | 73.0 |
| | Opponent | 25 | 528-1392 | .393 | 512-707 | .711 | | | 708-28.3 | 537 | | | | | 1,568 | 62.7 |
| 1965-66 | Florida | 26 | 682-1674 | .406 | 491-751 | .653 | | | 1342-51.6 | 520 | | | | | 1,855 | 71.3 |
| | Opponent | 26 | 653-1575 | .414 | 434-636 | .682 | | | 1058-40.6 | 524 | | | | | 1,740 | 66.9 |
| 1966-67 | Florida | 25 | 732-1627 | .450 | 467-652 | .716 | | | 1275-51.0 | 508-23 | | | | | 1,931 | 77.2 |
| | Opponent | 25 | 581-1419 | .409 | 475-681 | .697 | | | 849-33.9 | 450-24 | | | | | 1,637 | 65.4 |
| 1967-68 | Florida | 25 | 742-1784 | .416 | 484-671 | .721 | | | 1319-52.8 | 517-29 | 262 | | | | 1,968 | 78.7 |
| | Opponent | 25 | 690-1639 | .420 | 484-682 | .710 | | | 1058-42.3 | 478-20 | 236 | | | | 1,864 | 74.6 |
| 1968-69 | Florida | 27 | 820-1856 | .441 | 453-638 | .710 | | | 1345-49.8 | 467-21 | 404 | | | | 2,093 | 77.5 |
| | Opponent | 27 | 739-1806 | .408 | 427-580 | .736 | | | 1095-40.5 | 480-16 | 347 | | | | 1,905 | 70.5 |
| 1969-70 | Florida | 26 | 751-1819 | .412 | 411-598 | .687 | | | 1196-46.0 | 505-24 | 262 | | | | 1,913 | 73.5 |
| | Opponent | 26 | 787-1844 | .426 | 474-669 | .708 | | | 1311-50.3 | 427-14 | 310 | | | | 2,048 | 78.7 |
| 1970-71 | Florida | 26 | 730-1724 | .423 | 447-631 | .708 | | | 1141-43.9 | 468 | 335 | 339 | | | 1,907 | 73.3 |
| | Opponent | 26 | 764-1638 | .471 | 438-631 | .694 | | | 1104-42.5 | 465 | 332 | 367 | | | 1,966 | 75.6 |
| 1971-72 | Florida | 25 | 776-1723 | .450 | 434-675 | .643 | | | 1204-48.2 | 559-29 | | | | | 1,986 | 79.4 |
| | Opponent | 25 | 712-1541 | .462 | 528-810 | .652 | | | 1094-43.8 | 527-26 | | | | | 1,952 | 78.1 |
| 1972-73 | Florida | 26 | 793-1814 | .437 | 325-486 | .669 | | | 1197-46.0 | 516-16 | 455 | 378 | | | 1,911 | 73.5 |
| | Opponent | 26 | 818-1753 | .467 | 357-515 | .693 | | | 1018-41.5 | 502-17 | 414 | 396 | | | 1,933 | 75.7 |
| 1973-74 | Florida | 26 | 787-1642 | .479 | 419-556 | .754 | | | 991-38.1 | 563-16 | 438 | 466 | | 167 | 1,993 | 76.7 |
| | Opponent | 26 | 790-1704 | .464 | 389-536 | .726 | | | 988-38.0 | 545-23 | 286 | 453 | | 138 | 1,969 | 75.1 |
| 1974-75 | Florida | 28 | 917-1878 | .488 | 456-596 | .765 | | | 1072-38.3 | 641-28 | 422 | 421 | | 154 | 2,290 | 81.8 |
| | Opponent | 28 | 887-1780 | .498 | 501-707 | .709 | | | 1064-38.0 | 558-17 | 412 | 486 | | 112 | 2,275 | 81.3 |
| 1975-76 | Florida | 26 | 821-1760 | .466 | 459-608 | .755 | | | 1123-43.2 | 622-40 | 402 | | 64 | 107 | 2,101 | 80.8 |
| | Opponent | 26 | 801-1710 | .468 | 428-652 | .656 | | | 1023-39.3 | 566-21 | 336 | | 91 | 106 | 2,030 | 78.1 |
| 1976-77 | Florida | 26 | 832-1615 | .515 | 444-636 | .698 | | | 1001-38.5 | 598-28 | 436 | 414 | 54 | 167 | 2,108 | 81.1 |
| | Opponent | 26 | 756-1614 | .468 | 468-692 | .676 | | | 959-36.9 | 587 | 342 | 428 | 60 | 128 | 1,980 | 76.2 |
| 1977-78 | Florida | 27 | 796-1636 | .486 | 461-660 | .698 | | | 1029-38.1 | 592-24 | 364 | 481 | 103 | 166 | 2,053 | 76.0 |
| | Opponent | 27 | 780-1624 | .480 | 454-639 | .710 | | | 924-34.2 | 613-25 | 320 | 481 | 60 | 207 | 2,014 | 74.6 |
| 1978-79 | Florida | 27 | 816-1683 | .485 | 358-531 | .674 | | | 973-36.0 | 599-23 | 328 | | 104 | 160 | 1,990 | 73.7 |
| | Opponent | 27 | 803-1644 | .488 | 445-635 | .710 | | | 991-36.7 | 531-23 | 354 | 64 | 196 | 205 | 2,053 | 76.0 |
| 1979-80 | Florida | 28 | 774-1599 | .484 | 380-579 | .656 | | | 879-31.4 | 575-24 | 349 | | 68 | 205 | 1,928 | 68.8 |
| | Opponent | 28 | 889-1738 | .511 | 432-611 | .707 | | | 1029-36.8 | 588-21 | 394 | | 65 | 235 | 2,210 | 78.9 |
| 1980-81 | Florida | 28 | 742-1489 | .498 | 440-644 | .683 | | | 906-32.3 | 585-29 | 339 | 453 | 56 | 182 | 1,924 | 68.7 |
| | Opponent | 28 | 815-1674 | .487 | 444-645 | .689 | | | 965-34.5 | 589-19 | 320 | 359 | 73 | 215 | 2,074 | 74.1 |
| 1981-82 | Florida | 27 | 720-1438 | .501 | 405-580 | .698 | | | 770-28.5 | 563-19 | 373 | 493 | 84 | 177 | 1,845 | 68.3 |
| | Opponent | 27 | 742-1470 | .505 | 438-611 | .717 | | | 840-31.1 | 532-21 | 345 | 438 | 64 | 235 | 1,922 | 71.2 |
| 1982-83 | Florida | 31 | 877-1709 | .513 | 505-734 | .688 | | | 1090-35.2 | 579-21 | 424 | 518 | 111 | 207 | 2,260 | 72.9 |
| | Opponent | 31 | 882-1854 | .475 | 460-646 | .712 | | | 975-31.5 | 641-31 | 349 | 428 | 76 | 249 | 2,227 | 71.8 |
| 1983-84 | Florida | 29 | 797-1608 | .496 | 435-654 | .665 | | | 975-33.6 | 507-16 | 253 | 391 | 42 | 116 | 2,029 | 70.0 |
| | Opponent | 29 | 790-1649 | .479 | 336-502 | .669 | | | 952-32.8 | 598-22 | 262 | 440 | 48 | 103 | 1,916 | 66.1 |
| 1984-85 | Florida | 30 | 896-1856 | .483 | 419-628 | .667 | | | 1141-38.0 | 556-13 | 465 | 373 | 77 | 172 | 2,211 | 73.7 |
| | Opponent | 30 | 841-1796 | .468 | 365-539 | .677 | | | 1038-34.6 | 584-20 | 447 | 412 | 66 | 177 | 2,047 | 68.2 |
| 1985-86 | Florida | 33 | 951-1971 | .482 | 414-600 | .690 | | | 1061-32.2 | 596-23 | 457 | 342 | 100 | 228 | 2,316 | 70.2 |
| | Opponent | 33 | 898-1813 | .495 | 407-598 | .681 | | | 1120-33.9 | 573-22 | 478 | 482 | 95 | 130 | 2,203 | 66.8 |
| 1986-87 | Florida | 34 | 1081-2246 | .481 | 506-716 | .707 | 196-449 | .437 | 1280-37.7 | 646-23 | 688 | 421 | 145 | 273 | 2,864 | 84.2 |
| | Opponent | 34 | 917-2054 | .447 | 501-721 | .695 | 109-313 | .348 | 1284-37.8 | 657-19 | 490 | 584 | 91 | 179 | 2,444 | 71.9 |
| 1987-88 | Florida | 35 | 959-2058 | .466 | 510-788 | .647 | 131-332 | .395 | 1279- | | | | | | | |

YEAR-BY-YEAR TEAM STATS

| SEASON | | G | FG-FGA | FG% | FT-FTA | FT% | 3FG-FGA | 3-PT% | REB-AVG | PF-DQ | A | TO | BLK | ST | PTS | AVG |
|---------|----------|----|-----------|------|---------|------|---------|-------|-----------|--------|-----|-----|-----|-----|-------|------|
| 1988-89 | Florida | 34 | 950-1891 | .502 | 592-916 | .646 | 94-308 | .305 | 1265-37.2 | 603-16 | 523 | 582 | 132 | 208 | 2,586 | 76.1 |
| | Opponent | 34 | 973-2199 | .443 | 448-655 | .684 | 203-521 | .390 | 1208-35.5 | 787-34 | 452 | 443 | 78 | 309 | 2,597 | 76.4 |
| 1989-90 | Florida | 28 | 735-1574 | .467 | 313-494 | .634 | 115-337 | .341 | 941-33.6 | 547-31 | 368 | 457 | 111 | 233 | 1,898 | 67.8 |
| | Opponent | 28 | 727-1587 | .458 | 469-646 | .726 | 106-291 | .364 | 969-34.6 | 495-5 | 359 | 387 | 62 | 249 | 2,029 | 72.5 |
| 1990-91 | Florida | 28 | 757-1627 | .465 | 424-649 | .653 | 118-318 | .371 | 975-34.8 | 542-9 | 392 | 483 | 82 | 251 | 2,056 | 73.4 |
| | Opponent | 28 | 770-1679 | .459 | 438-611 | .717 | 143-377 | .379 | 1026-36.6 | 588-21 | 437 | 470 | 95 | 238 | 2,121 | 75.8 |
| 1991-92 | Florida | 33 | 856-1896 | .452 | 424-618 | .686 | 125-363 | .344 | 1104-33.5 | 619-10 | 419 | 470 | 112 | 244 | 2,261 | 68.5 |
| | Opponent | 33 | 802-1857 | .432 | 456-698 | .653 | 129-392 | .329 | 1270-38.5 | 591-15 | 393 | 515 | 105 | 220 | 2,189 | 66.3 |
| 1992-93 | Florida | 28 | 783-1721 | .455 | 339-534 | .635 | 153-391 | .391 | 1014-36.2 | 549-12 | 413 | 406 | 115 | 251 | 2,058 | 73.5 |
| | Opponent | 28 | 720-1617 | .445 | 400-591 | .677 | 135-374 | .361 | 1038-37.1 | 513-11 | 335 | 472 | 101 | 202 | 1,975 | 70.5 |
| 1993-94 | Florida | 37 | 985-2170 | .454 | 611-867 | .705 | 196-545 | .360 | 1478-39.9 | 683-7 | 529 | 591 | 145 | 305 | 2,777 | 75.1 |
| | Opponent | 37 | 894-2178 | .410 | 494-747 | .661 | 232-748 | .310 | 1246-33.7 | 718-23 | 473 | 579 | 124 | 285 | 2,514 | 67.9 |
| 1994-95 | Florida | 30 | 761-1682 | .452 | 523-731 | .715 | 133-370 | .359 | 1167-38.9 | 568-12 | 415 | 471 | 95 | 205 | 2,178 | 72.6 |
| | Opponent | 30 | 721-1727 | .417 | 415-616 | .674 | 200-577 | .347 | 975-32.5 | 630-24 | 425 | 422 | 123 | 234 | 2,057 | 68.6 |
| 1995-96 | Florida | 28 | 701-1647 | .429 | 312-470 | .664 | 143-454 | .315 | 969-34.6 | 529-11 | 391 | 415 | 105 | 202 | 1,869 | 66.8 |
| | Opponent | 28 | 721-1639 | .440 | 390-575 | .678 | 142-443 | .321 | 1062-37.9 | 497-9 | 409 | 426 | 103 | 220 | 1,974 | 70.5 |
| 1996-97 | Florida | 30 | 762-1695 | .450 | 442-630 | .702 | 254-680 | .374 | 1047-34.9 | 589-11 | 404 | 492 | 111 | 224 | 2,220 | 74.0 |
| | Opponent | 30 | 758-1738 | .436 | 467-688 | .679 | 198-585 | .338 | 1055-35.2 | 565-9 | 435 | 462 | 91 | 252 | 2,181 | 72.7 |
| 1997-98 | Florida | 29 | 764-1725 | .443 | 395-598 | .661 | 285-712 | .400 | 1038-35.8 | 625-25 | 429 | 536 | 131 | 270 | 2,208 | 76.1 |
| | Opponent | 29 | 749-1711 | .438 | 478-736 | .649 | 158-460 | .343 | 1125-38.8 | 571-16 | 373 | 556 | 97 | 253 | 2,134 | 73.6 |
| 1998-99 | Florida | 31 | 832-1758 | .473 | 535-761 | .703 | 289-762 | .379 | 1108-35.7 | 613-14 | 495 | 556 | 119 | 311 | 2,488 | 80.3 |
| | Opponent | 31 | 777-1818 | .427 | 425-660 | .644 | 197-580 | .340 | 1077-34.7 | 673-18 | 436 | 596 | 105 | 267 | 2,176 | 70.2 |
| 1999-00 | Florida | 37 | 1104-2299 | .480 | 628-885 | .710 | 266-732 | .363 | 1452-39.2 | 750-12 | 611 | 607 | 141 | 365 | 3,102 | 83.8 |
| | Opponent | 37 | 899-2138 | .420 | 516-807 | .639 | 234-713 | .328 | 1258-34.0 | 797-37 | 493 | 723 | 130 | 258 | 2,548 | 68.9 |
| 2000-01 | Florida | 31 | 849-1764 | .481 | 555-761 | .729 | 256-668 | .383 | 1145-36.9 | 589-10 | 538 | 451 | 114 | 271 | 2,509 | 80.9 |
| | Opponent | 31 | 763-1817 | .420 | 372-585 | .636 | 183-607 | .301 | 1070-34.5 | 640-13 | 419 | 510 | 88 | 206 | 2,081 | 67.1 |
| 2001-02 | Florida | 31 | 892-1899 | .470 | 479-687 | .697 | 232-658 | .353 | 1203-38.8 | 581-10 | 519 | 463 | 141 | 307 | 2,495 | 80.5 |
| | Opponent | 31 | 722-1776 | .407 | 420-614 | .684 | 200-601 | .333 | 1070-34.5 | 601-11 | 431 | 569 | 89 | 224 | 2,064 | 66.6 |
| 2002-03 | Florida | 33 | 883-1856 | .476 | 431-613 | .703 | 287-735 | .390 | 1149-34.8 | 559-3 | 542 | 438 | 131 | 249 | 2,484 | 75.3 |
| | Opponent | 33 | 795-1877 | .424 | 346-531 | .652 | 192-584 | .329 | 1112-33.7 | 576-6 | 474 | 494 | 110 | 204 | 2,128 | 64.5 |
| 2003-04 | Florida | 31 | 829-1719 | .482 | 462-616 | .750 | 249-661 | .377 | 1081-34.9 | 586-14 | 492 | 454 | 98 | 200 | 2,369 | 76.4 |
| | Opponent | 31 | 746-1797 | .415 | 445-662 | .672 | 212-649 | .327 | 1056-34.1 | 591-11 | 445 | 417 | 98 | 228 | 2,149 | 69.3 |
| 2004-05 | Florida | 32 | 844-1751 | .482 | 506-716 | .707 | 244-626 | .390 | 1186-37.1 | 598-8 | 475 | 444 | 146 | 228 | 2,438 | 76.2 |
| | Opponent | 32 | 715-1745 | .410 | 411-616 | .667 | 179-566 | .316 | 1003-31.3 | 635-17 | 340 | 479 | 83 | 212 | 2,020 | 63.1 |
| 2005-06 | Florida | 39 | 1061-2120 | .500 | 641-862 | .744 | 289-738 | .392 | 1402-35.9 | 735-10 | 650 | 561 | 207 | 297 | 3,052 | 78.3 |
| | Opponent | 39 | 902-2263 | .399 | 442-665 | .665 | 232-730 | .318 | 1260-32.3 | 623-10 | 432 | 605 | 107 | 287 | 2,478 | 63.5 |
| 2006-07 | Florida | 40 | 1125-2136 | .526 | 646-936 | .690 | 297-727 | .409 | 1504-37.6 | 626-6 | 614 | 565 | 194 | 266 | 3,193 | 79.8 |
| | Opponent | 40 | 938-2303 | .407 | 422-639 | .660 | 206-722 | .285 | 1164-29.1 | 773-10 | 430 | 510 | 99 | 287 | 2,504 | 62.6 |
| 2007-08 | Florida | 36 | 1029-2108 | .488 | 461-658 | .701 | 272-749 | .363 | 1297-36.0 | 583-11 | 629 | 453 | 111 | 223 | 2,791 | 77.5 |
| | Opponent | 36 | 906-2038 | .445 | 391-593 | .659 | 230-674 | .341 | 1144-31.8 | 637-14 | 473 | 485 | 111 | 240 | 2,433 | 67.6 |
| 2008-09 | Florida | 36 | 1018-2134 | .477 | 444-641 | .693 | 294-802 | .367 | 1234-34.3 | 576-7 | 605 | 434 | 97 | 294 | 2,774 | 77.1 |
| | Opponent | 36 | 900-2027 | .444 | 379-606 | .625 | 248-707 | .351 | 1221-33.9 | 601-10 | 461 | 543 | 117 | 228 | 2,427 | 67.4 |
| 2009-10 | Florida | 34 | 890-2006 | .444 | 472-671 | .703 | 203-648 | .313 | 1265-37.2 | 501-5 | 479 | 423 | 94 | 243 | 2,455 | 72.2 |
| | Opponent | 34 | 841-1952 | .431 | 367-540 | .680 | 209-643 | .325 | 1170-34.4 | 584-7 | 439 | 465 | 135 | 243 | 2,258 | 66.4 |
| 2010-11 | Florida | 37 | 968-2083 | .465 | 498-744 | .669 | 233-661 | .352 | 1384-37.4 | 545-0 | 521 | 452 | 131 | 221 | 2,667 | 72.1 |
| | Opponent | 37 | 871-2074 | .420 | 387-576 | .672 | 214-689 | .311 | 1180-31.9 | 677-23 | 421 | 461 | 117 | 227 | 2,343 | 63.3 |
| 2011-12 | Florida | 37 | 976-2106 | .463 | 499-700 | .713 | 357-939 | .380 | 1321-35.7 | 575-6 | 551 | 410 | 124 | 233 | 2,808 | 75.9 |
| | Opponent | 37 | 875-2067 | .423 | 428-618 | .693 | 226-661 | .342 | 1217-32.9 | 666-17 | 451 | 464 | 110 | 189 | 2,404 | 65.0 |

SEASON TEAM RECORDS

WINS

| | | |
|----|----|---------|
| 1. | 35 | 2006-07 |
| 2. | 33 | 2005-06 |
| 3. | 29 | 2010-11 |
| | 29 | 1999-00 |
| | 29 | 1993-94 |
| 6. | 26 | 2011-12 |
| 7. | 25 | 2008-09 |
| | 25 | 2002-03 |
| 9. | 24 | 2000-01 |
| | 24 | 2004-05 |
| | 24 | 2007-08 |

WINNING PERCENTAGE

| | | |
|-----|-------------|---------|
| 1. | .875 (35-5) | 2006-07 |
| 2. | .846 (33-6) | 2005-06 |
| 3. | .840 (21-4) | 1966-67 |
| 4. | .800 (15-3) | 1940-41 |
| 5. | .784 (29-8) | 2010-11 |
| | .784 (29-8) | 1999-00 |
| | .784 (29-8) | 1993-94 |
| 8. | .774 (24-7) | 2000-01 |
| 9. | .758 (25-8) | 2002-03 |
| 10. | .750 (24-8) | 2004-05 |

GAMES PLAYED

| | | |
|----|----|---------|
| 1. | 40 | 2006-07 |
| 2. | 39 | 2005-06 |
| 3. | 37 | 2011-12 |
| | 37 | 2010-11 |
| | 37 | 1993-94 |
| | 37 | 1999-00 |
| 7. | 36 | 2008-09 |
| | 36 | 2007-08 |
| 9. | 34 | 2009-10 |
| | 34 | 1988-89 |

FIELD GOALS MADE

| | | |
|-----|------|---------|
| 1. | 1125 | 2006-07 |
| 2. | 1104 | 1999-00 |
| 3. | 1081 | 1986-87 |
| 4. | 1061 | 2005-06 |
| 5. | 1029 | 2007-08 |
| 6. | 1018 | 2008-09 |
| 7. | 985 | 1993-94 |
| 8. | 976 | 2011-12 |
| 9. | 968 | 2010-11 |
| 10. | 959 | 1987-88 |

FIELD GOALS MADE PER GAME

| | | |
|-----|-------|---------|
| 1. | 32.75 | 1974-75 |
| 2. | 32.33 | 1971-72 |
| 3. | 32.00 | 1976-77 |
| 4. | 31.79 | 1986-87 |
| 5. | 31.58 | 1975-76 |
| 6. | 30.50 | 1972-73 |
| | 30.50 | 1963-64 |
| 8. | 30.37 | 1968-69 |
| 9. | 30.27 | 1973-74 |
| 10. | 30.22 | 1978-79 |

FIELD GOALS ATT.

| | | |
|--------------------------------|------|---------|
| 1. | 2299 | 1999-00 |
| 2. | 2246 | 1986-87 |
| 3. | 2170 | 1993-94 |
| 4. | 2138 | 2006-07 |
| 5. | 2134 | 2008-09 |
| 6. | 2120 | 2005-06 |
| 7. | 2108 | 2007-08 |
| 8. | 2106 | 2011-12 |
| 9. | 2083 | 2010-11 |
| 10. | 2058 | 1987-88 |
| Top Avg./Game: 78.43 (1955-56) | | |

FIELD GOAL PERCENTAGE

| | | |
|----|-------|---------|
| 1. | .526* | 2006-07 |
| 2. | .515 | 1976-77 |
| 3. | .513 | 1982-83 |
| 4. | .502 | 1988-89 |
| 5. | .501 | 1981-82 |
| 6. | .500 | 2005-06 |
| 7. | .498 | 1980-81 |
| 8. | .496 | 1983-84 |
| 9. | .488 | 2007-08 |
| | .488 | 1974-75 |

3-POINT FIELD GOALS ATTEMPTED

| | | |
|--------------------------------|------|---------|
| 1. | 939* | 2011-12 |
| 2. | 802 | 2008-09 |
| 3. | 762 | 1998-99 |
| 4. | 749 | 2007-08 |
| 5. | 738 | 2005-06 |
| 6. | 735 | 2002-03 |
| 7. | 732 | 1999-00 |
| 8. | 727 | 2006-07 |
| 9. | 712 | 1997-98 |
| 10. | 680 | 1996-97 |
| Top Avg./Game: 25.38 (2011-12) | | |

3-POINT FIELD GOALS MADE

| | | |
|-----|------|---------|
| 1. | 357* | 2011-12 |
| 2. | 297 | 2006-07 |
| 3. | 294 | 2008-09 |
| 4. | 289 | 2005-06 |
| | 289 | 1998-99 |
| 6. | 287 | 2002-03 |
| 7. | 285 | 1997-98 |
| 8. | 279 | 2007-08 |
| 9. | 266 | 1999-00 |
| 10. | 256 | 2000-01 |

3-POINTERS MADE PER GAME

| | | |
|-----|-------|---------|
| 1. | 9.83* | 1997-98 |
| 2. | 9.65* | 2011-12 |
| 3. | 9.32 | 1998-99 |
| 4. | 8.70 | 2002-03 |
| 5. | 8.47 | 1996-97 |
| 6. | 8.26 | 2000-01 |
| 7. | 8.17 | 2008-09 |
| 8. | 8.03 | 2003-04 |
| 9. | 7.63 | 2004-05 |
| 10. | 7.56 | 2007-08 |

3-POINT FIELD GOAL PERCENTAGE

| | | |
|-----|------|---------|
| 1. | .437 | 1986-87 |
| 2. | .409 | 2006-07 |
| 3. | .400 | 1997-98 |
| 4. | .395 | 1987-88 |
| 5. | .392 | 2005-06 |
| 6. | .391 | 1992-93 |
| 7. | .390 | 2004-05 |
| | .390 | 2002-03 |
| 9. | .383 | 2000-01 |
| 10. | .380 | 2011-12 |

FREE THROWS MADE

| | | |
|-----|-----|---------|
| 1. | 646 | 2006-07 |
| 2. | 641 | 2005-06 |
| 3. | 628 | 1999-00 |
| 4. | 611 | 1993-94 |
| 5. | 592 | 1988-89 |
| 6. | 562 | 1954-55 |
| 7. | 555 | 2000-01 |
| 8. | 540 | 1953-54 |
| 9. | 535 | 1956-57 |
| 10. | 535 | 1998-99 |

FREE THROWS MADE PER GAME

| | | |
|-----|-------|---------|
| 1. | 25.55 | 1954-55 |
| 2. | 24.55 | 1953-54 |
| 3. | 22.42 | 1952-53 |
| 4. | 22.29 | 1956-57 |
| 5. | 20.50 | 1962-63 |
| 6. | 20.45 | 1955-56 |
| 7. | 20.40 | 1964-65 |
| 8. | 19.73 | 1971-72 |
| 9. | 19.63 | 1967-68 |
| 10. | 18.88 | 1965-66 |

FREE THROWS ATTEMPTED

| | | |
|--------------------------------|-----|---------|
| 1. | 916 | 1988-89 |
| 2. | 885 | 1999-00 |
| 3. | 867 | 1993-94 |
| 4. | 936 | 2006-07 |
| 5. | 862 | 2005-06 |
| 6. | 804 | 1954-55 |
| 7. | 788 | 1987-88 |
| 8. | 761 | 2000-01 |
| | 761 | 1998-99 |
| 10. | 751 | 1965-66 |
| Top Avg./Game: 36.55 (1954-55) | | |

FREE THROW PERCENTAGE

| | | |
|-----|------|---------|
| 1. | .765 | 1974-75 |
| 2. | .759 | 1962-63 |
| 3. | .755 | 1975-76 |
| 4. | .754 | 1973-74 |
| 5. | .750 | 2003-04 |
| 6. | .744 | 2005-06 |
| 7. | .729 | 2000-01 |
| 8. | .724 | 1953-54 |
| 9. | .721 | 1967-68 |
| 10. | .717 | 1956-57 |

PERSONAL FOULS

| | | |
|-----|-----|---------|
| 1. | 750 | 1999-00 |
| 2. | 683 | 1993-94 |
| 3. | 646 | 1986-87 |
| 4. | 641 | 1974-75 |
| 5. | 626 | 2006-07 |
| 6. | 625 | 1997-98 |
| 7. | 623 | 2005-06 |
| 8. | 622 | 1975-76 |
| 9. | 619 | 1991-92 |
| 10. | 613 | 1998-99 |

FOULED OUT

| | | |
|-----|----|---------|
| 1. | 40 | 1975-76 |
| 2. | 36 | 1951-52 |
| 3. | 31 | 1989-90 |
| 4. | 29 | 1980-81 |
| | 29 | 1971-72 |
| | 29 | 1967-68 |
| 7. | 28 | 1976-77 |
| | 28 | 1974-75 |
| 9. | 26 | 1954-55 |
| 10. | 25 | 1997-98 |
| | 25 | 1953-54 |

REBOUNDS

| | | |
|-----|------|---------|
| 1. | 1504 | 2006-07 |
| 2. | 1478 | 1993-94 |
| 3. | 1452 | 1999-00 |
| 4. | 1402 | 2005-06 |
| 5. | 1384 | 2010-11 |
| 6. | 1345 | 1968-69 |
| 7. | 1342 | 1965-66 |
| 8. | 1321 | 2011-12 |
| 9. | 1319 | 1967-68 |
| 10. | 1301 | 1960-61 |

REBOUND AVERAGE

| | | |
|-----|------|---------|
| 1. | 54.1 | 1955-56 |
| 2. | 52.8 | 1967-68 |
| 3. | 52.4 | 1963-64 |
| 4. | 51.9 | 1958-59 |
| 5. | 51.6 | 1965-66 |
| 6. | 51.0 | 1966-67 |
| 7. | 50.8 | 1957-58 |
| 8. | 50.0 | 1960-61 |
| 9. | 49.9 | 1959-60 |
| 10. | 49.8 | 1968-69 |

REBOUND MARGIN

| | | |
|-----|-------|---------|
| 1. | +17.1 | 1966-67 |
| 2. | +13.3 | 1964-65 |
| 3. | +11.0 | 1965-66 |
| 4. | +10.5 | 1967-68 |
| 5. | +10.4 | 1963-64 |
| 6. | +10.1 | 1955-56 |
| 7. | +9.3 | 1968-69 |
| 8. | +8.5 | 2006-07 |
| 9. | +7.7 | 1951-52 |
| 10. | +7.0 | 1961-62 |

ASSISTS

| | | |
|-----|-----|---------|
| 1. | 688 | 1986-87 |
| 2. | 650 | 2005-06 |
| 3. | 633 | 1987-88 |
| 4. | 629 | 2007-08 |
| 5. | 614 | 2006-07 |
| 6. | 611 | 1999-00 |
| 7. | 605 | 2008-09 |
| 8. | 551 | 2011-12 |
| 9. | 542 | 2002-03 |
| 10. | 538 | 2000-01 |

Season records kept only since 1967-68.

SEASON TEAM RECORDS

ASSISTS PER GAME

| | | |
|-----|-------|---------|
| 1. | 20.24 | 1986-87 |
| 2. | 18.09 | 1987-88 |
| 3. | 17.50 | 1972-73 |
| 4. | 17.47 | 2007-08 |
| 5. | 17.35 | 2000-01 |
| 6. | 16.85 | 1973-74 |
| 7. | 16.81 | 2008-09 |
| 8. | 16.74 | 2001-02 |
| 9. | 16.70 | 2005-06 |
| 10. | 16.51 | 1999-00 |

TURNOVERS FORCED PER GAME

| | | |
|-----|-------|---------|
| 1. | 19.54 | 1999-00 |
| 2. | 19.22 | 1998-99 |
| 3. | 19.17 | 1997-98 |
| 4. | 18.35 | 2001-02 |
| 5. | 17.81 | 1977-78 |
| 6. | 17.42 | 1973-74 |
| 7. | 17.35 | 1974-75 |
| 8. | 17.17 | 1986-87 |
| 9. | 17.10 | 1978-79 |
| 10. | 16.86 | 1992-93 |

FEWEST TURNOVERS COMMITTED PER GAME

| | | |
|-----|-------|---------|
| 1. | 10.36 | 1985-86 |
| 2. | 11.08 | 2011-12 |
| 3. | 12.06 | 2008-09 |
| 4. | 12.17 | 1987-88 |
| 5. | 12.22 | 2010-11 |
| 6. | 12.38 | 1986-87 |
| 7. | 12.40 | 2009-10 |
| 8. | 12.43 | 1984-85 |
| 9. | 12.58 | 2007-08 |
| 10. | 13.27 | 2002-03 |

STEALS

| | | |
|-----|-----|---------|
| 1. | 365 | 1999-00 |
| 2. | 311 | 1998-99 |
| 3. | 307 | 2001-02 |
| 4. | 305 | 1993-94 |
| 5. | 297 | 2005-06 |
| 6. | 294 | 2008-09 |
| 7. | 278 | 1987-88 |
| 8. | 273 | 1986-87 |
| 9. | 271 | 2000-01 |
| 10. | 270 | 1997-98 |

Season records kept only since 1973-74.

STEALS PER GAME

| | | |
|-----|-------|---------|
| 1. | 10.03 | 1998-99 |
| 2. | 9.90 | 2001-02 |
| 3. | 9.86 | 1999-00 |
| 4. | 9.31 | 1997-98 |
| 5. | 8.96 | 1992-93 |
| | 8.96 | 1990-91 |
| 7. | 8.74 | 2000-01 |
| 8. | 8.32 | 1989-90 |
| 9. | 8.24 | 1993-94 |
| 10. | 8.17 | 2008-09 |

BLOCKS

| | | |
|-----|-----|---------|
| 1. | 207 | 2005-06 |
| 2. | 192 | 2006-07 |
| 3. | 168 | 1987-88 |
| 4. | 146 | 2004-05 |
| 5. | 145 | 1993-94 |
| | 145 | 1986-87 |
| 7. | 141 | 2001-02 |
| | 141 | 1999-00 |
| 9. | 132 | 1988-89 |
| 10. | 131 | 2010-11 |
| | 131 | 2002-03 |
| | 131 | 1997-98 |

Season records kept only since 1975-76.

BLOCKS PER GAME

| | | |
|-----|------|---------|
| 1. | 5.31 | 2005-06 |
| 2. | 4.80 | 2006-07 |
| | 4.80 | 1987-88 |
| 4. | 4.60 | 1992-93 |
| 5. | 4.56 | 2004-05 |
| 6. | 4.54 | 2001-02 |
| 7. | 4.51 | 1997-98 |
| 8. | 4.26 | 1986-87 |
| 9. | 3.97 | 2002-03 |
| 10. | 3.96 | 1989-90 |

POINTS

| | | |
|-----|------|---------|
| 1. | 3193 | 2006-07 |
| 2. | 3102 | 1999-00 |
| 3. | 3052 | 2005-06 |
| 4. | 2864 | 1986-87 |
| 5. | 2808 | 2011-12 |
| 6. | 2791 | 2007-08 |
| 7. | 2777 | 1993-94 |
| 8. | 2774 | 2008-09 |
| 9. | 2667 | 2010-11 |
| 10. | 2586 | 1988-89 |

POINTS PER GAME

| | | |
|-----|------|---------|
| 1. | 84.2 | 1986-87 |
| 2. | 83.8 | 1999-00 |
| 3. | 81.8 | 1974-75 |
| 4. | 81.1 | 1976-77 |
| 5. | 80.9 | 2000-01 |
| 6. | 80.8 | 1975-76 |
| 7. | 80.5 | 2001-02 |
| 8. | 79.8 | 2006-07 |
| 9. | 79.4 | 1971-72 |
| 10. | 78.7 | 1967-68 |
| | 78.7 | 1955-56 |

SCORING MARGIN


| | | |
|-----|--------|---------|
| 1. | +17.2* | 2006-07 |
| 2. | +14.9 | 1999-00 |
| 3. | +14.7 | 2005-06 |
| 4. | +13.9 | 2001-02 |
| 5. | +13.8 | 2000-01 |
| 6. | +13.1 | 2004-05 |
| 7. | +12.3 | 1986-87 |
| 8. | +10.9 | 2011-12 |
| 9. | +10.8 | 2002-03 |
| 10. | +10.3 | 1964-65 |

DUNKS

| | | |
|-----|-----|---------|
| 1. | 175 | 2005-06 |
| 2. | 160 | 2006-07 |
| 3. | 114 | 2009-10 |
| 4. | 109 | 1999-00 |
| 5. | 107 | 2010-11 |
| 6. | 103 | 2007-08 |
| 7. | 99 | 2001-02 |
| 8. | 98 | 2011-12 |
| 9. | 95 | 2008-09 |
| 10. | 93 | 2004-05 |

*led NCAA

1000-POINT SCORERS



1. RONNIE WILLIAMS, QUEENS, N.Y. (1981-84) — 2,090

The only player in Florida history to lead the team in scoring in four-straight years... A four-time All-SEC choice according to AP and UPI... Scored 1,000 points faster than any other Gator... Holds the school record for points (2,090), minutes per game (35.43), field goals made (772) and free throws made (546)... Participated in 1981 National Sports Festival... An '84 second-round draft choice of the Boston Celtics.

| SEASON | G | FGM-FGA | PCT | 3PT-ATT | FT-FTA | PCT | REB | AVG | TP | AVG |
|---------------|------------|-----------------|-------------|---------|----------------|-------------|------------|------------|-------------|-------------|
| 1980-81 | 28 | 216-374 | .578 | | 114-187 | .610 | 253 | 9.0 | 546 | 19.4 |
| 1981-82 | 27 | 218-365 | .597 | | 139-191 | .728 | 222 | 8.2 | 575 | 21.3 |
| 1982-83 | 28 | 184-317 | .580 | | 154-213 | .723 | 245 | 8.8 | 522 | 18.6 |
| 1983-84 | 27 | 154-263 | .586 | | 139-194 | .716 | 234 | 8.7 | 447 | 16.6 |
| TOTALS | 110 | 772-1319 | .585 | | 546-785 | .695 | 954 | 8.7 | 2090 | 19.0 |



2. ANDREW MOTEN, QUINCY, FLA. (1984-87) — 1,930

Named the 1983-84 SEC Freshman Player of the Year... Two-time All-SEC selection according to AP and three-time selection by UPI... Was a member of the 1985 SEC Tournament Team... Sixth in career steals with 165 and second in field goals attempted (1,572)... Was a New Jersey Nets fourth-round draft choice in 1987.

| SEASON | G | FGM-FGA | PCT | 3P-ATT | PCT | FTM-FTA | PCT | REB | AVG | TP | AVG |
|---------------|------------|-----------------|-------------|---------------|-------------|----------------|-------------|------------|------------|-------------|-------------|
| 1983-84 | 29 | 130-307 | .423 | | | 84-119 | .706 | 90 | 3.1 | 344 | 11.9 |
| 1984-85 | 30 | 185-409 | .452 | | | 129-169 | .763 | 123 | 4.1 | 499 | 16.6 |
| 1985-86 | 33 | 214-448 | .463 | | | 131-173 | .757 | 129 | 3.9 | 559 | 16.9 |
| 1986-87 | 33 | 182-408 | .485 | 61-137 | .445 | 103-144 | .715 | 109 | 3.3 | 528 | 16.0 |
| TOTALS | 125 | 711-1572 | .452 | 61-137 | .445 | 447-605 | .739 | 451 | 3.6 | 1930 | 15.4 |



3. UDONIS HASLEM, MIAMI, FLA. (1999-2002) — 1,781

The first player in UF history to play on four consecutive NCAA Tournament teams... Only the second player in UF history to be named to one of the first three Associated Press All-America teams (joining Neal Walk)... The first player in school history to be named All-SEC by the league coaches four times (First Team in 2002 and 2001, Third Team in 2000 and 1999)... Ranks in the top 10 at UF in 11 career categories... One of two players in school history to score 1,700 or more points and grab 800 rebounds... Did not miss a game in his career, seeing action in 130 games and finishing his career with 99 consecutive starts... Had 99 double-figure scoring games, including 26 20-point contests... Had 28 double-figure rebounding games and 25 double-doubles.


| SEASON | GP-GS | MP | FGM-FGA | PCT | 3PT-ATT | PCT | FT-FTA | PCT | REB | AVG | A | TO | BS | ST | PF-DQ | TP | AVG |
|---------------|----------------|-------------|-----------------|-------------|------------|-------------|----------------|-------------|------------|------------|------------|------------|------------|------------|---------------|-------------|-------------|
| 1998-99 | 31-26 | 660 | 117-194 | .603 | 0-2 | .000 | 93-157 | .592 | 154 | 5.0 | 24 | 83 | 21 | 22 | 101-4 | 327 | 10.5 |
| 1999-00 | 37-37 | 830 | 169-292 | .579 | 0-0 | .000 | 99-155 | .639 | 189 | 5.1 | 33 | 74 | 29 | 31 | 113-3 | 437 | 11.8 |
| 2000-01 | 31-31 | 870 | 188-315 | .597 | 0-0 | .000 | 146-206 | .709 | 232 | 7.5 | 31 | 73 | 31 | 26 | 100-2 | 522 | 16.8 |
| 2001-02 | 31-31 | 876 | 159-283 | .562 | 0-1 | .000 | 177-255 | .694 | 256 | 8.3 | 51 | 74 | 39 | 28 | 95-3 | 495 | 16.0 |
| Totals | 130-125 | 3236 | 633-1084 | .584 | 0-3 | .000 | 515-773 | .666 | 831 | 6.4 | 139 | 304 | 120 | 107 | 409-12 | 1781 | 13.7 |



4. ERVING WALKER, BROOKLYN, N.Y. (2009-12) — 1,777

Reached the 1,000-point mark on Jan. 8, 2011, as Gators defeated Ole Miss at the O'Connell Center... Named second-team All-SEC in 2010, 2011 and 2012 after earning SEC All-Freshman recognition in 2009... Florida's leading scorer as a junior with a 14.6 average... Also finished his career as the Gators' all-time leader in assists and minutes played.

| SEASON | GP-GS | MP | FGM-FGA | PCT | 3PT-ATT | PCT | FT-FTA | PCT | REB | AVG | A | TO | BS | ST | PF-DQ | TP | AVG |
|---------------|----------------|-------------|-----------------|-------------|----------------|-------------|----------------|-------------|------------|------------|------------|------------|----------|------------|--------------|-------------|-------------|
| 2008-09 | 36-6 | 869 | 116-267 | .434 | 70-167 | .419 | 62-79 | .785 | 53 | 1.5 | 86 | 54 | 0 | 36 | 61-1 | 364 | 10.1 |
| 2009-10 | 34-33 | 1119 | 124-366 | .339 | 67-193 | .347 | 112-138 | .811 | 113 | 3.3 | 166 | 85 | 1 | 45 | 68-0 | 427 | 12.6 |
| 2010-11 | 37-37 | 1212 | 153-372 | .411 | 79-205 | .385 | 154-198 | .778 | 109 | 2.9 | 125 | 87 | 0 | 41 | 56-0 | 539 | 14.6 |
| 2011-12 | 37-37 | 1158 | 134-340 | .394 | 69-190 | .363 | 110-135 | .815 | 106 | 2.9 | 170 | 76 | 0 | 37 | 56-0 | 447 | 12.1 |
| TOTALS | 144-113 | 4358 | 527-1345 | .392 | 285-755 | .377 | 438-550 | .796 | 381 | 2.6 | 547 | 302 | 1 | 159 | 241-1 | 1777 | 12.3 |



5. STACEY POOLE, JACKSONVILLE, FLA. (1989-93) — 1,678

A 1992-93 AP Honorable Mention All-American and consensus first-team All-SEC selection... Finished career third on Florida's all-time scoring list (1,678 career points)... Also finished career first on Florida's all-time field-goal attempted list (1,578), second on Gator all-time field goal made list (730), eighth on UF's all-time steals list (98), eighth on UF's games played list (116) and 12th on school rebounding list (688)... Scored in double-figures in 88 career games and hit for 20-plus points 33 times during his career... Coaches' 11-man All-SEC pick as a junior and AP All-SEC selection (Second Team) following junior year... His 589 points scored during his junior season was the fifth all-time best single-season scoring performance in Gator history and the second-best performance by a junior in school history... Named to 1992 NIT All-Tournament Team after leading Florida to the NIT Final Four... Played with the NIT All-Star Team in summer of '92 which toured France, Germany and Holland... One of college basketball's greatest comeback stories, as he rebounded from two torn Achilles' Tendons and a torn knee ligament during his career... One of 66 collegiate players invited to Pan-Am Trials in 1991... A former McDonald's High School All-American Dream Team pick... Graduated from the University of Florida with a degree in Sociology in May of 1993... First overall selection in first round of the CBA Draft (Hartford) in 1993.

| SEASON | G | FGM-FGA | PCT | 3PT-ATT | PCT | FT-FTA | PCT | REB | AVG | TP | AVG |
|---------------|------------|-----------------|-------------|----------------------|-------------|----------------|-------------|------------|------------|-------------|-------------|
| 1988-89 | | | | | | | | | | | |
| | | | | — Medical Redshirt — | | | | | | | |
| 1989-90 | 28 | 127-281 | .452 | 0-7 | .000 | 26-52 | .500 | 121 | 4.3 | 280 | 10.0 |
| 1990-91 | 28 | 157-328 | .478 | 0-2 | .000 | 51-75 | .680 | 154 | 5.5 | 365 | 13.0 |
| 1991-92 | 33 | 254-537 | .473 | 0-3 | .000 | 81-120 | .675 | 240 | 7.3 | 589 | 17.8 |
| 1992-93 | 27 | 192-432 | .444 | 0-3 | .000 | 60-94 | .638 | 173 | 5.2 | 444 | 16.4 |
| TOTALS | 116 | 730-1578 | .463 | 0-15 | .000 | 218-341 | .639 | 688 | 5.9 | 1678 | 14.5 |



6. DWAYNE SCHINTZIUS, BRANDON, FLA. (1987-90) — 1,624

An All-American selection as deemed by AP, UPI and The Sporting News in 1989... Earned first-team All-SEC honors by AP, UPI and SEC Coaches in '89... Only player in SEC history to score over 1,000 points, grab 800 rebounds, deal 250 assists and block 250 shots... Named to 1989 SEC Tournament Team... A 1988 Olympic Team Finalist and traveled with USA Select Team... School-record holder in blocked shots (272)... Fourth in career field goals (695)... Led the '88-89 Gators in scoring (18.0) and rebounding (9.7)... Led UF in rebounding in each of his first three years... Member of Florida's first SEC Championship team (1988-89)... A 1990 first-round draft choice of the San Antonio Spurs (24th pick overall).

| SEASON | G | FGM-FGA | PCT | 3PT-ATT | PCT | FT-FTA | PCT | REB | AVG | TP | AVG |
|---------------|------------|-----------------|-------------|-------------|-------------|----------------|-------------|------------|------------|-------------|-------------|
| 1986-87 | 34 | 161-366 | .440 | 0-0 | .000 | 48-65 | .739 | 206 | 6.1 | 370 | 10.9 |
| 1987-88 | 35 | 224-456 | .491 | 1-5 | .200 | 54-74 | .730 | 228 | 6.5 | 503 | 14.4 |
| 1988-89 | 30 | 220-422 | .521 | 2-6 | .333 | 99-140 | .707 | 290 | 9.7 | 541 | 18.0 |
| 1989-90 | 11 | 90-163 | .552 | 0-8 | .000 | 30-38 | .790 | 105 | 9.6 | 210 | 19.1 |
| TOTALS | 110 | 695-1407 | .494 | 3-19 | .158 | 231-317 | .752 | 829 | 7.5 | 1624 | 14.8 |

1000-POINT SCORERS



7. NEAL WALK, MIAMI, FLA. (1967-69) — 1,600

Became the first All-American in UF history...Received that honor in '68 and then in '69...Only Gator to have number retired (#41)...Chosen All-SEC according to AP, UPI and Coaches' squad in '68 and again in 1969...Among career records are: scoring average (20.8 ppg), rebounds (1,181), rebound average (15.3)...Hit 18 free throws against LSU to set a then-school record...Played in the NBA for eight years with Phoenix, New Orleans and the New York Knickerbockers...Was first-round NBA selection (second pick overall) by Phoenix in 1969.

| SEASON | G | FGM-FGA | PCT | 3PT-ATT | FTM-FTA | PCT | REB | AVG | TP | AVG |
|---------------|-----------|-----------------|-------------|---------|----------------|-------------|-------------|-------------|-------------|-------------|
| 1966-67 | 25 | 109-210 | .519 | | 70-97 | .722 | 206 | 8.2 | 288 | 11.5 |
| 1967-68 | 25 | 239-507 | .471 | | 185-244 | .758 | 494 | 19.8 | 663 | 26.5 |
| 1968-69 | 27 | 224-465 | .482 | | 201-278 | .723 | 481 | 17.8 | 649 | 24.0 |
| TOTALS | 77 | 572-1182 | .484 | | 456-619 | .737 | 1181 | 15.3 | 1600 | 20.8 |



8. KENNY BOYNTON, POMPANO BEACH, FLA. (2010-PRESENT) – 1,589

Earned first-team All-SEC honors as a junior in 2012...Also garnered second-team All-SEC accolades as a sophomore in 2011 after being named to the SEC All-Freshman team in 2010...Became the second player in Florida history to hit over 100 3-pointers in a season with 110 in 2012...UF's leading scorer his freshman and junior seasons.

| SEASON | GP-GS | MP | FGM-FGA | PCT | 3PT-ATT | PCT | FT-FTA | PCT | REB | AVG | A | TO | BS | ST | PF-DQ | TP | AVG |
|---------------|----------------|-------------|-----------------|-------------|----------------|-------------|----------------|-------------|------------|------------|------------|------------|-----------|-----------|--------------|-------------|-------------|
| 2009-10 | 34-33 | 1117 | 165-439 | .376 | 72-245 | .294 | 74-99 | .747 | 87 | 2.6 | 92 | 68 | 6 | 37 | 53-1 | 476 | 14.0 |
| 2010-11 | 37-36 | 1218 | 169-439 | .385 | 80-242 | .331 | 107-130 | .823 | 54 | 1.5 | 98 | 53 | 9 | 32 | 49-0 | 525 | 14.2 |
| 2011-12 | 37-36 | 1169 | 187-425 | .440 | 110-270 | .407 | 104-138 | .754 | 97 | 2.6 | 100 | 52 | 1 | 28 | 39-0 | 588 | 15.9 |
| Totals | 108-105 | 3504 | 521-1303 | .400 | 262-757 | .346 | 285-367 | .754 | 238 | 2.2 | 290 | 173 | 16 | 97 | 141-1 | 1589 | 14.7 |



9. GENE SHY, AKRON, OHIO (1973-76) — 1,573

Leading scorer for the Gators in 1975 and '76...Selected to Pan-Am trials in 1975...Member of the 1976 All-SEC team (AP) and '76 UPI squad...Led the SEC in free throw percentage in '76 (84.4)...Most Valuable Player for UF in 1975...Missed just two games in his career...A 10th-round 1976 NBA Draft pick by the New York Knickerbockers.


| SEASON | G | FGM-FGA | PCT | 3PT-ATT | FTM-FTA | PCT | REB | AVG | TP | AVG |
|---------------|------------|-----------------|-------------|---------|----------------|-------------|------------|------------|-------------|-------------|
| 1972-73 | 25 | 110-256 | .430 | | 49-74 | .662 | 161 | 6.4 | 269 | 10.8 |
| 1973-74 | 25 | 180-389 | .463 | | 85-117 | .726 | 209 | 8.4 | 445 | 17.8 |
| 1974-75 | 28 | 192-402 | .478 | | 58-74 | .784 | 205 | 7.3 | 442 | 15.8 |
| 1975-76 | 26 | 157-368 | .427 | | 103-122 | .844 | 140 | 5.4 | 417 | 16.0 |
| TOTALS | 104 | 639-1415 | .452 | | 295-387 | .762 | 715 | 6.9 | 1573 | 15.1 |



10. MATT BONNER, CONCORD, N.H. (2000-03) — 1,570

One of the most complete student-athletes to ever wear a Florida uniform in any sport...Earned All-SEC honors each of his final three seasons, earning Third-Team honors in 2001, Second-Team honors in 2002 and eventually First-Team honors by both the Associated Press and Coaches in 2003...Honorable mention All-America by the AP twice...Two-time winner of the Verizon Academic All-America of the Year Award and a three-time Academic All-American...Played in 131 games, more than any other player in school history at that time...100 wins for his senior class at the time were the most over any four-year period in UF history. Drafted by the Chicago Bulls in the 2nd Round of the 2003 NBA Draft

| SEASON | GP-GS | MP | FGM-FGA | PCT | 3PT-ATT | PCT | FT-FTA | PCT | REB | AVG | A | TO | BS | ST | PF-DQ | TP | AVG |
|---------------|---------------|-------------|------------------|-------------|----------------|-------------|----------------|-------------|------------|------------|------------|------------|-----------|-----------|--------------|--------------|-------------|
| 1999-00 | 36-0 | 485 | 66-150 | .440 | 16-56 | .286 | 26-30 | .867 | 115 | 3.2 | 15 | 22 | 9 | 11 | 65-2 | 174 | 4.8 |
| 2000-01 | 31-17 | 883 | 150-292 | .514 | 40-105 | .381 | 71-107 | .664 | 238 | 7.7 | 46 | 51 | 13 | 25 | 66-0 | 411 | 13.3 |
| 2001-02 | 31-31 | 876 | 182-355 | .513 | 46-124 | .371 | 74-93 | .796 | 224 | 7.2 | 48 | 49 | 22 | 23 | 59-0 | 484 | 15.6 |
| 2002-03 | 33-33 | 1037 | 182-357 | .510 | 63-133 | .474 | 74-104 | .733 | 201 | 6.1 | 49 | 54 | 20 | 35 | 70-1 | 501 | 15.2 |
| TOTALS | 131-81 | 3284 | 580-1,154 | .503 | 165-418 | .395 | 245-334 | .734 | 778 | 5.9 | 158 | 176 | 64 | 94 | 260-3 | 1,570 | 12.0 |



11. EUGENE McDOWELL, CROSS CITY, FLA. (1982-85) — 1,565

A three-time AP All-SEC choice and one-time UPI and Coaches' SEC choice...Set a then school record in field goal percentage (64.6) to lead the SEC in 1983 and was third in the nation...Named to All-SEC frosh squad in '82...Played on the gold medalist South squad at the National Sports Festival in Indianapolis, Ind...Started every game while in uniform for UF...Played professionally overseas...A third-round NBA Draft selection by Milwaukee in 1985.

| SEASON | G | FGM-FGA | PCT | 3PT-ATT | FTM-FTA | PCT | REB | AVG | TP | AVG |
|---------------|------------|-----------------|-------------|---------|----------------|-------------|-------------|------------|-------------|-------------|
| 1981-82 | 27 | 112-212 | .528 | | 42-81 | .519 | 238 | 8.8 | 266 | 9.9 |
| 1982-83 | 31 | 203-314 | .646 | | 105-175 | .600 | 263 | 8.5 | 511 | 16.5 |
| 1983-84 | 29 | 150-244 | .615 | | 61-119 | .513 | 267 | 9.2 | 361 | 12.4 |
| 1984-85 | 30 | 177-305 | .580 | | 73-131 | .557 | 295 | 9.8 | 427 | 14.2 |
| TOTALS | 117 | 642-1075 | .597 | | 281-506 | .555 | 1063 | 9.1 | 1565 | 13.4 |



12. BOB EMRICK, ASHLAND, KY. (1954-57) — 1,544

Florida's all-time leading scorer until Neal Walk in the late '60s...Was a two-time All-SEC selection (AP) in '55 and '56...Captain of the '56-57 clubs...Earned four letters.

| SEASON | G | FGM-FGA | PCT | 3PT-ATT | FTM-FTA | PCT | REB | AVG | TP | AVG |
|---------------|-----------|-----------------|-------------|---------|----------------|-------------|------------|------------|-------------|-------------|
| 1953-54 | 22 | 140-332 | .422 | | 80-104 | .769 | 201 | 9.1 | 360 | 16.4 |
| 1954-55 | 22 | 130-370 | .351 | | 132-185 | .714 | 232 | 10.5 | 392 | 17.8 |
| 1955-56 | 23 | 126-325 | .388 | | 158-203 | .778 | 239 | 10.4 | 410 | 17.8 |
| 1956-57 | 24 | 116-297 | .391 | | 144-181 | .796 | 197 | 8.2 | 382 | 15.9 |
| TOTALS | 91 | 512-1324 | .386 | | 514-673 | .764 | 869 | 9.5 | 1544 | 17.0 |



13. ANTHONY ROBERSON, SAGINAW, MICH. (2003-05) — 1,505

One of the most dangerous scorers in UF history, Roberson totaled over 1,500 points in just three years in a Gator uniform...A First Team All-SEC selection both his sophomore and junior seasons while earning AP Honorable Mention All-America honors each year as well...Finished second in UF history in three-pointers made and set a then-single season UF record with 99 treys in 2003-04...The runner-up for SEC Player of the Year his junior season...His 17.9 points per game during his sophomore year at the time were the most ever by a Billy Donovan-coached player...Led the Gators in scoring in both 2003-04 and 2004-05...Topped the Gators in three-pointers made each of his three years at Florida...Declared for the NBA Draft after his junior season.

| SEASON | GP-GS | MP | FGM-FGA | PCT | 3PT-ATT | PCT | FT-FTA | PCT | REB | AVG | A | TO | BS | ST | PF-DQ | TP | AVG |
|---------------|--------------|-------------|-----------------|-------------|----------------|-------------|----------------|-------------|------------|------------|------------|------------|----------|-----------|--------------|-------------|-------------|
| 2002-03 | 33-13 | 844 | 141-345 | .409 | 74-190 | .389 | 50-61 | .820 | 81 | 2.5 | 61 | 49 | 1 | 34 | 48-0 | 406 | 12.3 |
| 2003-04 | 30-29 | 937 | 180-390 | .462 | 99-233 | .425 | 79-92 | .859 | 89 | 3.0 | 108 | 66 | 3 | 34 | 64-2 | 538 | 17.9 |
| 2004-05 | 32-32 | 951 | 193-423 | .456 | 94-242 | .388 | 81-90 | .900 | 65 | 2.0 | 77 | 56 | 3 | 22 | 51-0 | 561 | 17.5 |
| TOTALS | 95-74 | 2732 | 514-1158 | .444 | 267-665 | .402 | 210-243 | .864 | 235 | 2.5 | 246 | 171 | 7 | 90 | 163-2 | 1505 | 15.8 |


1000-POINT SCORERS



14. CHANDLER PARSONS, CASSELBERRY, FLA. (2008-2011) – 1,452

Became the first Gator to win SEC Player of the Year honors in 2011 and was also an AP All-American honorable mention his senior season... Went over the 1,000-point mark in the 2010 SEC Tournament opener against Auburn... The only man in UF history to register two true buzzer-beaters, hitting a 75-foot prayer to beat North Carolina State and hitting a spot-up three-pointer to beat South Carolina three weeks later.

| SEASON | GP-GS | MP | FGM-FGA | PCT | 3PT-ATT | PCT | FT-FTA | PCT | REB | AVG | A | TO | BS | ST | PF-DQ | TP | AVG |
|---------------|---------------|-------------|-----------------|-------------|----------------|-------------|----------------|-------------|------------|------------|------------|------------|-----------|------------|--------------|-------------|-------------|
| 2007-08 | 36-0 | 774 | 103-218 | .472 | 35-108 | .330 | 52-83 | .627 | 143 | 4.0 | 51 | 36 | 8 | 18 | 60-1 | 293 | 8.1 |
| 2008-09 | 36-28 | 937 | 128-278 | .460 | 37-123 | .301 | 39-70 | .557 | 204 | 5.7 | 64 | 50 | 14 | 38 | 85-1 | 332 | 9.2 |
| 2009-10 | 34-18 | 1054 | 141-286 | .493 | 38-106 | .358 | 100-151 | .662 | 233 | 6.8 | 88 | 67 | 5 | 39 | 70-0 | 420 | 12.3 |
| 2010-11 | 36-35 | 1229 | 155-323 | .480 | 43-117 | .368 | 54-97 | .557 | 279 | 7.8 | 136 | 81 | 15 | 34 | 67-0 | 407 | 11.3 |
| Totals | 142-81 | 3964 | 527-1105 | .476 | 153-454 | .339 | 245-401 | .601 | 859 | 6.1 | 339 | 234 | 42 | 129 | 282-2 | 1452 | 10.2 |



15. DAN CROSS, CARBONDALE, ILL. (1992-95) — 1,451

A two-time First-Team All-SEC selection (1994 and 1995)... Also a two-time AP All-American Honorable Mention (1994 & 1995)... Was listed on 1994 and 1995 John Wooden National Player of the Year candidate lists... Named to 1994 NCAA Tournament All-East Regional Team, as he played a key role on Florida's first Final Four Team... Culminated his career ninth on Gator all-time scoring list, fourth on UF all-time assists chart, second on UF all-time three-point field goals ledger, second on all-time games played list and first on Florida's all-time steals list... Scored in double-figures in 72 career games... Led Florida in scoring as a junior and senior... Over the course of his career made 13 game-sealing performances (FGs, FTs, steals)... Named SEC's Player of the Month for December 1994... Was named the SEC Player of the Week in back-to-back weeks in 1994 (Jan. 24-30/Jan. 31-Feb. 6)... Only the second league player to win back-to-back conference honors since the SEC began naming Players of the Week in 1985... During senior year made a UF record 31-straight free throws, including record 16-16 FTs at Kentucky. In that contest vs. Kentucky, scored a career-high 30 points... Finished eighth in scoring in 1997-98 for the CBAs Connecticut Pride.

| SEASON | G | FGM-FGA | PCT | 3PT-ATT | PCT | FTM-FTA | PCT | REB | AVG | TP | AVG |
|---------------|------------|-----------------|-------------|----------------|-------------|----------------|-------------|------------|------------|-------------|-------------|
| 1991-92 | 33 | 57-125 | .456 | 18-43 | .419 | 54-83 | .651 | 60 | 1.8 | 186 | 5.6 |
| 1992-93 | 28 | 50-88 | .568 | 6-15 | .400 | 39-61 | .639 | 64 | 2.3 | 145 | 5.2 |
| 1993-94 | 37 | 179-371 | .482 | 55-124 | .444 | 168-203 | .828 | 144 | 3.9 | 581 | 15.7 |
| 1994-95 | 30 | 168-421 | .399 | 53-141 | .376 | 150-178 | .843 | 107 | 3.6 | 539 | 18.0 |
| TOTALS | 128 | 454-1005 | .452 | 132-323 | .409 | 411-525 | .783 | 375 | 2.9 | 1451 | 11.3 |



16. ANDY OWENS, TAMPA, FLA. (1968-70) — 1,445

An Academic All-American selection in 1970... Two-time Academic All-SEC... Was named to the Helms Foundation All-American list in '70... The all-time single-season scoring average leader (27.0 in 1969-70)... Earned All-SEC honors (AP & UPI) in '68 and '70 respectively... Played in the American Basketball Association with the New Orleans Bucs... An NCAA Post-Graduate Scholarship recipient.

| SEASON | G | FGM-FGA | PCT | 3PT-ATT | FTM-FTA | PCT | REB | AVG | TP | AVG |
|---------------|-----------|-----------------|-------------|---------|----------------|-------------|------------|------------|-------------|-------------|
| 1967-68 | 24 | 120-260 | .462 | | 101-121 | .835 | 171 | 7.1 | 341 | 14.2 |
| 1968-69 | 27 | 173-366 | .473 | | 82-114 | .788 | 230 | 8.5 | 428 | 15.8 |
| 1969-70 | 25 | 257-526 | .489 | | 162-201 | .806 | 228 | 9.1 | 676 | 27.0 |
| TOTALS | 76 | 550-1152 | .477 | | 345-426 | .809 | 629 | 8.3 | 1445 | 19.0 |



17. DAVID LEE, ST. LOUIS, MO. (2002-05) — 1,436

A four-year letterwinner, Lee earned All-SEC honors in both his junior and senior seasons... He earned a spot on the All-SEC Tournament team in 2005 after pulling down a UF SEC Tournament-record 17 boards against Kentucky in the title game, helping the Gators to their first tournament championship... One of the top shot-blockers in school history, he swatted 109 shots in his career... Third in UF history in dunks with 155, many of the highlight reel variety... Hit 58.1 percent from the floor for his career and played in four-straight NCAA Tournaments... Averaged a double-double in SEC play his senior year... A first-round pick of the New York Knicks in 2005, signed with the Golden State Warriors in 2010.

| SEASON | GP-GS | MP | FGM-FGA | PCT | 3PT-ATT | PCT | FT-FTA | PCT | REB | AVG | A | TO | BS | ST | PF-DQ | TP | AVG |
|---------------|---------------|-------------|----------------|-------------|------------|-------------|----------------|-------------|------------|------------|------------|------------|------------|------------|--------------|-------------|-------------|
| 2001-02 | 31-0 | 557 | 84-145 | .579 | 0-0 | .000 | 50-91 | .549 | 145 | 4.7 | 32 | 53 | 21 | 20 | 46-0 | 218 | 7.0 |
| 2002-03 | 33-33 | 866 | 149-230 | .648 | 0-0 | .000 | 73-117 | .624 | 224 | 6.8 | 61 | 61 | 48 | 24 | 76-1 | 371 | 11.2 |
| 2003-04 | 31-30 | 851 | 150-255 | .588 | 0-2 | .000 | 112-145 | .772 | 212 | 6.8 | 88 | 64 | 16 | 35 | 83-3 | 412 | 13.3 |
| 2004-05 | 32-32 | 897 | 160-305 | .525 | 0-4 | .000 | 115-161 | .714 | 288 | 9.0 | 70 | 85 | 24 | 34 | 76-1 | 435 | 13.6 |
| TOTALS | 127-95 | 3171 | 543-935 | .581 | 0-6 | .000 | 350-514 | .681 | 869 | 6.8 | 251 | 263 | 109 | 113 | 281-5 | 1436 | 11.3 |



18. DWAYNE DAVIS, ST. PETERSBURG, FLA. (1988-91) — 1,426

Finished collegiate career with best field-goal percentage in University of Florida history (.641, 572-of-892)... Finished UF career with 1,426 points, 921 rebounds (fifth all-time), 160 blocked shots (fifth all-time), 178 career steals (fourth all-time)... Also completed career with 168 "3-D's" (Dwayne Davis Dunks), best in UF history... A three-time All-SEC selection (First team as a senior, second team as a junior, third team as a sophomore)... Over career posted 31 double-doubles and scored in double-figures in 69 games... Hit 72.2 percent of his shots as a sophomore which set the SEC single-season record for field-goal percentage and was also the second-best, single-season percentage in NCAA history... Member of Florida's first SEC Championship team in 1988-89.

| SEASON | G | FGM-FGA | PCT | 3PT-ATT | PCT | FTM-FTA | PCT | REB | AVG | TP | AVG |
|---------------|------------|----------------|-------------|------------|-------------|----------------|-------------|------------|------------|-------------|-------------|
| 1987-88 | 35 | 88-147 | .599 | 0-1 | .000 | 44-91 | .483 | 165 | 4.7 | 220 | 6.2 |
| 1988-89 | 33 | 179-248 | .722 | 0-1 | .000 | 81-142 | .570 | 309 | 9.4 | 439 | 13.3 |
| 1989-90 | 28 | 139-229 | .607 | 0-0 | .000 | 66-112 | .589 | 239 | 8.5 | 344 | 12.3 |
| 1990-91 | 28 | 166-268 | .619 | 0-0 | .000 | 91-152 | .599 | 208 | 7.4 | 423 | 15.1 |
| TOTALS | 124 | 572-892 | .641 | 0-2 | .000 | 282-497 | .567 | 921 | 7.4 | 1426 | 11.5 |



19. CRAIG BROWN, STEELTON, PA. (1991-94) — 1,419

Team Captain, Most Valuable Player and Most Inspirational Player of Florida's first NCAA Tournament Final Four Team (1994)... Culminated career as Florida's all-time leader in three-point field goals made (186), while also setting a then single-season school record for three-pointers with 89 in 1993-94... Also finished career third on the Gator all-time steals list (158) and fifth on the Gator all-time assists chart (305)... Named Most Outstanding Player of the NCAA Tournament's East Regional in 1994... A 1994 SEC All-Tournament Team selection and '94 All-SEC (Second Team) choice by SEC Coaches' and AP... Tied school record for double-figure scoring games in a season (33) in 1993-94... Scored in double-figures in 78 of his 122 career games... Scored 548 points in senior year, the third-best scoring output by a UF senior player in school history... Former Coach Lon Kruger's first signee at Florida... Earned Gold Medal on USA's Junior World Championship Team in summer of 1991... Unanimous selection to five-man All-SEC Freshman Team in 1991... Played in the CBA in 1995.

| SEASON | G | FGM-FGA | PCT | 3PT-ATT | PCT | FTM-FTA | PCT | REB | AVG | TP | AVG |
|---------------|------------|-----------------|-------------|----------------|-------------|----------------|-------------|------------|------------|-------------|-------------|
| 1990-91 | 24 | 72-174 | .414 | 27-65 | .415 | 39-51 | .765 | 72 | 3.0 | 210 | 8.8 |
| 1991-92 | 33 | 127-298 | .426 | 19-66 | .288 | 82-108 | .759 | 109 | 3.3 | 355 | 10.8 |
| 1992-93 | 28 | 107-247 | .433 | 51-118 | .432 | 41-60 | .683 | 90 | 3.2 | 306 | 10.9 |
| 1993-94 | 37 | 191-417 | .458 | 89-206 | .432 | 77-93 | .828 | 181 | 4.9 | 548 | 14.8 |
| TOTALS | 122 | 497-1136 | .438 | 186-455 | .409 | 239-312 | .766 | 452 | 3.7 | 1419 | 11.6 |

1000-POINT SCORERS



20. BRETT NELSON, ST. ALBANS, W. VA., (2000-03) — 1,417

Florida's second all-time leader in three-pointers made with 274...Tied for second on the all-time Florida list in steals with 198 and fifth in steals per game with 1.54 per contest...Seventh in school history with 406 assists...All-SEC selection in both his sophomore and junior seasons, while earning All-America honors as a sophomore in 2001...Held the UF record for consecutive games with a three-pointer (33), the sixth-longest such streak in SEC history...Two-time winner of Florida's Most Improved Player Award.

| SEASON | GP-GS | MP | FGM-FGA | PCT | 3PT-ATT | PCT | FT-FTA | PCT | REB | AVG | A | TO | BS | ST | PF-DQ | TP | AVG |
|---------------|---------------|-------------|-----------------|-------------|----------------|-------------|----------------|-------------|------------|------------|------------|------------|-----------|------------|--------------|-------------|-------------|
| 1999-00 | 37-0 | 691 | 102-243 | .420 | 49-113 | .434 | 46-54 | .852 | 57 | 1.5 | 110 | 102 | 6 | 60 | 71-0 | 299 | 8.1 |
| 2000-01 | 31-28 | 967 | 161-358 | .450 | 81-179 | .453 | 72-90 | .800 | 85 | 2.7 | 133 | 80 | 12 | 59 | 80-0 | 475 | 15.3 |
| 2001-02 | 31-29 | 960 | 154-393 | .392 | 98-248 | .395 | 48-57 | .842 | 70 | 2.3 | 101 | 75 | 14 | 59 | 84-3 | 454 | 14.6 |
| 2002-03 | 30-20 | 684 | 60-203 | .296 | 46-149 | .309 | 23-28 | .821 | 50 | 1.7 | 62 | 44 | 4 | 20 | 54-0 | 189 | 6.3 |
| TOTALS | 129-77 | 3302 | 477-1197 | .398 | 274-689 | .398 | 189-229 | .825 | 262 | 2.0 | 406 | 301 | 36 | 198 | 289-3 | 1417 | 11.0 |



21. TONY MILLER, GARRETT, IND. (1971-73) — 1,382

Led the SEC in scoring in '72 (26.7)...Scored the most points ever by a Gator in a single game with 54 against Chicago State (Feb. 29, 1972)...A '72 All-SEC choice by AP...A two-time Academic All-SEC selection...Known for his work ethic...An NCAA Post-Graduate Scholarship recipient.


| SEASON | G | FGM-FGA | PCT | 3PT-ATT | FTM-FTA | PCT | REB | AVG | TP | AVG |
|---------------|-----------|-----------------|-------------|---------|----------------|-------------|------------|------------|-------------|-------------|
| 1970-71 | 26 | 155-354 | .438 | | 117-153 | .765 | 68 | 2.6 | 427 | 16.4 |
| 1971-72 | 19 | 195-432 | .451 | | 117-158 | .740 | 85 | 4.5 | 507 | 26.7 |
| 1972-73 | 26 | 181-426 | .425 | | 86-115 | .748 | 77 | 3.0 | 448 | 17.2 |
| TOTALS | 71 | 531-1212 | .438 | | 320-426 | .751 | 231 | 3.3 | 1382 | 19.5 |



22. DAMETRI HILL, ST. PETERSBURG, FLA. (1993-96) — 1,376

Gained national notoriety from his baby jump hook shot dubbed "Da Meat Hook"...Finished career with 1,376 points...Grabbed 580 rebounds to finish 19th on the UF all-time chart...One of only eight players in UF history to score more than 1,350 points and collect over 575 rebounds...Appeared in 110 games, with 94 starts...Appeared in 96 consecutive games to end his career...Scored in double figures 77 times and put up double-figure efforts on the boards 13 times...Recorded 12 double-doubles...Led UF in scoring 32 times and rebounding 34 times...First-team All-SEC (Basketball Weekly) and Second-team All-SEC (Coaches' and AP) in 1995-96...1995-96 District 3-A All-District Team.

| SEASON | G | FGM-FGA | PCT | 3PT-ATT | PCT | FTM-FTA | PCT | REB | AVG | TP | AVG |
|---------------|------------|-----------------|-------------|--------------|-------------|----------------|-------------|------------|------------|-------------|-------------|
| 1992-93 | 16 | 5-15 | .333 | 0-0 | .000 | 7-11 | .636 | 9 | 0.6 | 17 | 1.1 |
| 1993-94 | 37 | 178-347 | .513 | 0-2 | .000 | 113-172 | .657 | 183 | 4.9 | 469 | 12.7 |
| 1994-95 | 29 | 155-295 | .525 | 7-23 | .304 | 81-118 | .686 | 170 | 5.9 | 398 | 13.7 |
| 1995-96 | 28 | 184-376 | .489 | 14-44 | .318 | 110-164 | .671 | 218 | 7.8 | 492 | 17.6 |
| TOTALS | 110 | 522-1033 | .505 | 21-69 | .304 | 311-465 | .669 | 580 | 5.3 | 1376 | 12.5 |



23. LIVINGSTON CHATMAN, LAKE LAND, FLA. (1988-91) — 1,341

Finished collegiate career with 1,341 points, 630 rebounds and 237 assists...SEC Tournament Most Valuable Player in 1989 after scoring 70 points in three games and leading the Gators to the finals of the tourney for the first time since 1934...A freshman All-America selection (AP five-man Freshman All-American Team)...Scored in double-figures in 71 of his 101 career games...Key player in Florida's SEC Championship team (1988-89).

| SEASON | G | FGM-FGA | PCT | 3PT-ATT | PCT | FTM-FTA | PCT | REB | AVG | TP | AVG |
|---------------|------------|-----------------|-------------|-------------|-------------|----------------|-------------|------------|------------|-------------|-------------|
| 1987-88 | 31 | 146-313 | .466 | 0-0 | .000 | 97-150 | .646 | 199 | 6.4 | 389 | 12.5 |
| 1988-89 | 34 | 202-408 | .495 | 0-6 | .000 | 143-224 | .638 | 216 | 6.3 | 547 | 16.0 |
| 1989-90 | 10 | 48-109 | .440 | 0-3 | .000 | 30-47 | .638 | 70 | 7.0 | 126 | 12.6 |
| 1990-91 | 26 | 112-227 | .493 | 0-2 | .000 | 55-100 | .550 | 145 | 5.6 | 279 | 10.7 |
| TOTALS | 101 | 508-1057 | .480 | 0-11 | .000 | 325-521 | .624 | 630 | 6.2 | 1341 | 13.3 |



24. ALEX TYUS, ST. LOUIS, MO. (2008-2011) — 1,333

Tyus went over the 1,000-point mark on March, 2010 against Mississippi State in the SEC Tournament...Did so a night after teammate Chandler Parsons reached the mark...Started each of the final 106 appearances of his career...Became the 11th player since 2000 to register at least 19 points and 17 rebounds in an NCAA Tournament game, reaching those numbers in the Sweet 16 vs. BYU in 2011...At the end of his career, tied for second all-time with Parsons with 142 games played and never fouled out...Also finished as career top-10 Gator in starts (tied-eighth, 106), blocks (eighth, 115) and dunks (fourth, 146).

| SEASON | GP-GS | MP | FGM-FGA | PCT | 3PT-ATT | PCT | FT-FTA | PCT | REB | AVG | A | TO | BS | ST | PF-DQ | TP | AVG |
|---------------|----------------|-------------|-----------------|-------------|-------------|-------------|----------------|-------------|------------|------------|-----------|------------|------------|-----------|--------------|-------------|------------|
| 2007-08 | 36-0 | 458 | 68-126 | .540 | 0-0 | .000 | 19-35 | .543 | 93 | 2.6 | 11 | 19 | 23 | 4 | 38-0 | 155 | 4.3 |
| 2008-09 | 36-36 | 944 | 195-330 | .591 | 0-0 | .000 | 61-89 | .685 | 222 | 6.2 | 24 | 42 | 28 | 17 | 65-0 | 451 | 12.5 |
| 2009-10 | 34-34 | 966 | 164-326 | .503 | 4-10 | .400 | 69-101 | .683 | 234 | 6.9 | 15 | 53 | 35 | 17 | 54-0 | 401 | 11.8 |
| 2010-11 | 36-36 | 903 | 133-266 | .500 | 2-6 | .333 | 58-92 | .630 | 222 | 6.2 | 30 | 50 | 29 | 16 | 64-0 | 326 | 9.1 |
| Totals | 142-106 | 3271 | 560-1048 | .534 | 6-16 | .367 | 207-317 | .635 | 771 | 5.5 | 80 | 164 | 115 | 54 | 221-0 | 1333 | 9.4 |



25. JOE HOBBS, SHERIDAN, IND. (1956-58) — 1,331

A two-time All-SEC first-team selection...Named to the All-SEC Coaches' team in '57...A Helms Foundation All-American in '58...A ninth-round 1958 NBA Draft selection by Minneapolis.

| SEASON | G | FGM-FGA | PCT | 3PT-ATT | FTM-FTA | PCT | REB | AVG | TP | AVG |
|---------------|-----------|-----------------|-------------|---------|----------------|-------------|------------|------------|-------------|-------------|
| 1955-56 | 23 | 161-381 | .423 | | 54-68 | .794 | 109 | 4.7 | 376 | 16.3 |
| 1956-57 | 24 | 182-445 | .409 | | 89-104 | .856 | 74 | 3.1 | 453 | 18.9 |
| 1957-58 | 21 | 202-467 | .434 | | 98-114 | .859 | 87 | 4.1 | 502 | 23.9 |
| TOTALS | 68 | 545-1293 | .422 | | 241-286 | .843 | 270 | 3.9 | 1331 | 19.6 |

1000-POINT SCORERS



26. ANDREW DeCLERCQ, CLEARWATER, FLA. (1992-95) — 1,309

A four-time All-Southeastern Conference selection (All-SEC Freshman Team, Second Team All-SEC as a sophomore, Third Team All-SEC as a junior, First Team All-SEC as a senior)... Also named Academic All-SEC in 1995... Listed on 1995 John Wooden National Player-of-the-Year candidate list... A member of the 1994 USA Goodwill Games Team... Named to 1994 NCAA Tournament All-East Regional Team, as he played a key role on Florida's first Final Four Team... Started a school-record 128 straight games, playing both at center and power forward... Led UF in rebounding as a sophomore, junior and senior, while pacing the Gators in blocks in each of his four seasons... Notched 23 career double-doubles, while having 61 career games with double-figure points and 34 career games with double-figure rebounds... The personification of UF's hard nosed, hard-work, hustling style of play... Said UConn head coach Jim Calhoun, "He plays every possession like it's the end of the game." A 1995 second-round draft selection by Golden State who spent eleven years in the NBA.

| SEASON | G | FGM-FGA | PCT | 3PT-ATT | PCT | FTM-FTA | PCT | REB | AVG | TP | AVG |
|---------------|------------|----------------|-------------|-------------|-------------|----------------|-------------|------------|------------|-------------|-------------|
| 1991-92 | 33 | 117-231 | .506 | 0-0 | .000 | 57-87 | .655 | 203 | 6.2 | 291 | 8.8 |
| 1992-93 | 28 | 118-208 | .567 | 0-0 | .000 | 59-101 | .584 | 198 | 7.1 | 295 | 10.5 |
| 1993-94 | 37 | 129-237 | .544 | 1-3 | .333 | 68-104 | .654 | 292 | 7.9 | 327 | 8.8 |
| 1994-95 | 30 | 138-270 | .511 | 5-15 | .333 | 115-159 | .723 | 265 | 8.8 | 396 | 13.2 |
| TOTALS | 128 | 502-946 | .531 | 6-18 | .333 | 299-451 | .663 | 958 | 7.5 | 1309 | 10.2 |



27. GREG STOLT, HUNTSVILLE, ALA. (1996-99) — 1,303

A three-time SEC Academic Honor Roll selection, graduating in May of 1999... The ninth player in the history of Florida basketball to be named to the Academic Honor Roll three times... Received the 1999 Doug Belden Award, presented by the University Athletic Association to the top graduating student-athlete for academic achievement, athletic achievement, community involvement and leadership... Third-team All-SEC as a sophomore (Coaches)... Named co-captain with Eddie Shannon for his senior season, the first team captains under head coach Billy Donovan... Scored in double figures in 71 games... One 30-point game to his credit and ten 20-point games... Seven double-doubles... Led UF in scoring 20 times and rebounding 18 times... As a senior led the SEC in three-point field goal percentage (.438)... Led UF in scoring in the NCAA Tournament (15.7 ppg) and postseason (16.0 ppg)... Finished his career by making a three pointer in 16 consecutive games, the second-longest streak in school history... 26 points vs. Weber State was a Florida school record in NCAA Tournament action... Set a SEC Tournament record with his eight three pointers vs. LSU... Led SEC in free-throw shooting as a sophomore (.847).

| SEASON | G | FGM-FGA | PCT | 3PT-ATT | PCT | FTM-FTA | PCT | REB | AVG | TP | AVG |
|---------------|------------|----------------|-------------|----------------|-------------|----------------|-------------|------------|------------|-------------|-------------|
| 1995-96 | 28 | 69-174 | .397 | 41-114 | .360 | 21-25 | .840 | 92 | 3.3 | 200 | 7.1 |
| 1996-97 | 30 | 126-289 | .436 | 64-155 | .413 | 100-118 | .847 | 183 | 6.1 | 416 | 13.9 |
| 1997-98 | 29 | 120-261 | .460 | 60-131 | .458 | 47-59 | .797 | 133 | 4.6 | 347 | 12.0 |
| 1998-99 | 31 | 117-245 | .478 | 78-178 | .438 | 28-42 | .667 | 102 | 3.3 | 340 | 11.0 |
| TOTALS | 118 | 432-969 | .446 | 243-578 | .420 | 196-244 | .803 | 510 | 4.3 | 1303 | 11.0 |



28. MATT WALSH, HOLLAND, PA., (2003-05) — 1,301

One of the most dangerous three-point shooters in school history, Walsh scored over 1,300 points in only three years at UF... Hit over 42 percent from three-point range two of his three years at UF... Left UF ranked fifth in both three-pointers made and attempted... Earned Second-Team All-SEC honors in both his sophomore and junior years... Twice earned National Player of the Week honors, including his first week as a collegiate athlete when he scored 26 points in his very first game... The MVP of the 2005 SEC Tournament after scoring 26 points in the Gators' victory over Kentucky in the title game, their first SEC Tournament Championship... Declared for the NBA Draft after his junior season.

| SEASON | GP-GS | MP | FGM-FGA | PCT | 3PT-ATT | PCT | FT-FTA | PCT | REB | AVG | A | TO | BS | ST | PF-DQ | TP | AVG |
|---------------|--------------|-------------|----------------|-------------|----------------|-------------|----------------|-------------|------------|------------|------------|------------|-----------|------------|--------------|-------------|-------------|
| 2002-03 | 33-33 | 965 | 128-274 | .467 | 60-139 | .432 | 88-119 | .739 | 156 | 4.7 | 101 | 96 | 12 | 50 | 77-0 | 404 | 12.2 |
| 2003-04 | 31-31 | 1026 | 152-342 | .444 | 63-182 | .346 | 122-148 | .824 | 150 | 4.8 | 86 | 94 | 8 | 47 | 74-0 | 489 | 15.8 |
| 2004-05 | 28-26 | 837 | 126-278 | .453 | 69-162 | .426 | 87-106 | .821 | 102 | 3.6 | 85 | 69 | 7 | 28 | 51-1 | 408 | 14.6 |
| TOTALS | 92-90 | 2828 | 406-894 | .454 | 192-483 | .398 | 297-373 | .796 | 410 | 4.5 | 272 | 259 | 27 | 125 | 202-1 | 1301 | 14.1 |



29. VERNON DELANCY, MIAMI, FLA. (1981-84) — 1,291

Scored 38 points against Alabama in his freshman year to post the highest outing in the nation by a frosh that year... Named to All-Frosh team in SEC in '81... A 1984 third-round NBA Draft pick by Milwaukee.

| SEASON | G | FGM-FGA | PCT | 3PT-ATT | FTM-FTA | PCT | REB | AVG | TP | AVG |
|---------------|------------|-----------------|-------------|---------|----------------|-------------|------------|------------|-------------|-------------|
| 1980-81 | 28 | 192-354 | .542 | | 113-144 | .785 | 139 | 5.0 | 497 | 17.8 |
| 1981-82 | 17 | 65-143 | .447 | | 45-58 | .776 | 51 | 3.0 | 175 | 10.3 |
| 1982-83 | 28 | 145-301 | .482 | | 71-103 | .689 | 82 | 2.9 | 361 | 12.9 |
| 1983-84 | 29 | 107-212 | .505 | | 44-67 | .657 | 101 | 3.5 | 258 | 8.9 |
| TOTALS | 102 | 509-1010 | .504 | | 273-372 | .734 | 373 | 3.7 | 1291 | 12.7 |



30. CHIP WILLIAMS, DUNEDIN, FLA. (1973-75) — 1,246

First-team All-SEC choice (AP & UPI) in '74... Second-team All-SEC choice in '73... Third-team All-SEC by UPI and AP honors in '75... Led team in scoring in '74... 11th in career rebounds (775) and sixth in rebound average (10.2)... Inducted into University of Florida Hall of Fame in April of 1995.

| SEASON | G | FGM-FGA | PCT | 3PT-ATT | FTM-FTA | PCT | REB | AVG | TP | AVG |
|---------------|-----------|-----------------|-------------|---------|----------------|-------------|------------|-------------|-------------|-------------|
| 1972-73 | 25 | 168-353 | .476 | | 76-110 | .691 | 303 | 12.1 | 412 | 16.5 |
| 1973-74 | 23 | 199-357 | .557 | | 75-96 | .781 | 255 | 11.1 | 473 | 20.6 |
| 1974-75 | 28 | 151-293 | .515 | | 59-84 | .702 | 217 | 7.8 | 361 | 12.9 |
| TOTALS | 76 | 518-1003 | .516 | | 210-290 | .724 | 775 | 10.2 | 1246 | 16.4 |

1000-POINT SCORERS



31. KENYAN WEAKS, CONCORD, N.C. (1997-2000) — 1,234

One of the most prolific three-point shooters in school history, who developed into a complete player during his four-year career...Scored in double-figures 60 times, including 14 20-point games and a 31-point game vs. Auburn in the 1998 SEC Tournament...Started 65 games in his career...Third-Team All-SEC (AP) as a senior...Tied UF single-season school record with 2.25 steals per game (Dwayne Davis in 1990-91) as a junior...As a sophomore set a UF record by shooting .508 from three-point range, the fifth best mark in SEC history and led the SEC in that category and also ranked fifth nationally.

| SEASON | G | FGM-FGA | PCT | 3PT-ATT | PCT | FTM-FTA | PCT | REB | AVG | TP | AVG |
|---------------|------------|----------------|-------------|----------------|-------------|----------------|-------------|------------|------------|-------------|-------------|
| 1996-97 | 28 | 105-217 | .484 | 36-91 | .396 | 15-30 | .500 | 72 | 2.6 | 261 | 9.3 |
| 1997-98 | 26 | 122-238 | .513 | 61-120 | .508 | 26-33 | .788 | 124 | 4.8 | 331 | 12.7 |
| 1998-99 | 24 | 101-218 | .463 | 45-118 | .381 | 24-28 | .857 | 81 | 3.4 | 271 | 11.3 |
| 1999-00 | 37 | 131-250 | .524 | 56-135 | .415 | 53-59 | .898 | 99 | 2.7 | 371 | 10.0 |
| TOTALS | 115 | 459-923 | .497 | 198-464 | .427 | 118-150 | .787 | 376 | 3.3 | 1234 | 10.7 |



32(T). COREY BREWER, PORTLAND, TENN. (2005-07) — 1,225

One of the most versatile players in UF history, Brewer had the quickest defensive hands in the SEC while averaging in double-figures each of his final two years...He was selected the Most Outstanding Player at the 2007 Final Four, guiding the Gators to their second-straight national title...The 2006 SEC co-Defensive Player of the Year...Earned All-SEC honors both his sophomore and junior years and was an Honorable Mention AP All-American in 2007...The seventh overall pick in the 2007 NBA Draft by the Minnesota Timberwolves...Won an NBA title with the Dallas Mavericks in 2011.

| SEASON | GP-GS | MP | FGM-FGA | PCT | 3PT-ATT | PCT | FT-FTA | PCT | REB | AVG | A | TO | BS | ST | PF-DQ | TP | AVG |
|---------------|----------------|-------------|----------------|-------------|---------------|-------------|----------------|-------------|------------|------------|------------|------------|-----------|------------|--------------|-------------|-------------|
| 2004-05 | 32-32 | 791 | 87-169 | .515 | 17-39 | .436 | 50-86 | .581 | 110 | 3.4 | 63 | 52 | 13 | 46 | 73-1 | 241 | 7.5 |
| 2005-06 | 39-37 | 1095 | 171-365 | .468 | 42-120 | .350 | 110-143 | .769 | 186 | 4.8 | 128 | 108 | 16 | 61 | 97-4 | 494 | 12.7 |
| 2006-07 | 37-37 | 1053 | 169-356 | .478 | 40-119 | .336 | 112-155 | .723 | 173 | 4.7 | 109 | 90 | 15 | 69 | 72-1 | 490 | 13.2 |
| TOTALS | 108-106 | 2949 | 426-889 | .479 | 99-278 | .356 | 272-384 | .708 | 469 | 4.3 | 300 | 250 | 44 | 176 | 242-6 | 1225 | 11.3 |



32(T). MALCOLM CESARE, HICKSVILLE, N.Y. (1976-79) — 1,225

A 1979 Third-Team All-SEC selection...Ranks 17th in career rebounds (631)...Tenth in blocked shots (90)...A fourth-round NBA Draft pick by Phoenix in 1979.

| SEASON | G | FGM-FGA | PCT | 3PT-ATT | FTM-FTA | PCT | REB | AVG | TP | AVG |
|---------------|------------|----------------|-------------|---------|----------------|-------------|------------|------------|-------------|-------------|
| 1975-76 | 26 | 93-191 | .487 | | 30-41 | .732 | 142 | 5.5 | 216 | 8.3 |
| 1976-77 | 26 | 98-210 | .467 | | 40-54 | .741 | 121 | 4.7 | 236 | 9.1 |
| 1977-78 | 27 | 126-255 | .494 | | 66-103 | .641 | 181 | 6.7 | 318 | 11.7 |
| 1978-79 | 27 | 185-338 | .547 | | 85-112 | .759 | 187 | 6.9 | 455 | 16.9 |
| TOTALS | 106 | 502-994 | .504 | | 221-310 | .713 | 631 | 6.0 | 1225 | 11.6 |



34. HANS TANZLER, JACKSONVILLE, FLA. (1947-50) — 1,221

A 1950 Third-Team All-SEC AP choice...Led team in scoring in 1948 (13.2)...Captain of the 1949-50 squad...A former mayor of Jacksonville.

| SEASON | G | FGM-FGA | PCT | 3PT-ATT | FTM-FTA | PCT | REB | AVG | TP | AVG |
|---------------|------------|------------|------|---------|------------|------|-----|-----|-------------|-------------|
| 1946-47 | 26 | 112 | | | | | 58 | | 282 | 10.8 |
| 1947-48 | 25 | 135 | | | | | 60 | | 330 | 13.2 |
| 1948-49 | 26 | 115 | | | | | 76 | | 306 | 11.8 |
| 1949-50 | 23 | 111-338 | .328 | | 81-107 | .757 | | | 303 | 13.2 |
| TOTALS | 100 | 473 | | | 275 | | | | 1221 | 12.2 |

Other figures not available.



35. TAUREAN GREEN, FT. LAUDERDALE, FLA. (2005-07) — 1,174

One of the great point guards in UF history, he played in 111 games in three years without fouling out once...An All-SEC selection both his sophomore and junior years and an Honorable Mention AP All-American in 2007...The MVP of the 2006 SEC Tournament and the Most Outstanding Player in the 2007 NCAA Midwest Regional...His 184 assists as a sophomore are the fourth-highest single-season total in school history, while his .856 career clip from the free-throw line is second-best in school history...Drafted in the second round of the 2007 NBA Draft by the Portland Trail Blazers.

| SEASON | GP-GS | MP | FGM-FGA | PCT | 3PT-ATT | PCT | FT-FTA | PCT | REB | AVG | A | TO | BS | ST | PF-DQ | TP | AVG |
|---------------|---------------|-------------|----------------|-------------|----------------|-------------|----------------|-------------|------------|------------|------------|------------|----------|------------|--------------|-------------|-------------|
| 2004-05 | 32-0 | 606 | 33-89 | .371 | 16-47 | .340 | 42-54 | .778 | 31 | 1.0 | 69 | 51 | 1 | 31 | 51-0 | 124 | 3.9 |
| 2005-06 | 39-39 | 1302 | 130-355 | .366 | 88-229 | .384 | 171-193 | .886 | 115 | 2.9 | 184 | 124 | 5 | 51 | 63-0 | 519 | 13.3 |
| 2006-07 | 40-40 | 1318 | 154-347 | .444 | 82-202 | .406 | 141-166 | .849 | 96 | 2.4 | 147 | 107 | 1 | 42 | 60-0 | 531 | 13.3 |
| TOTALS | 111-79 | 3201 | 317-791 | .401 | 186-478 | .389 | 350-409 | .856 | 238 | 2.1 | 397 | 273 | 7 | 124 | 174-0 | 1174 | 10.5 |



36. NICK CALATHES, CASSELBERRY, FLA. (2008-2009) — 1,170

Calathes was the eighth-fastest Gator ever to reach the 1,000-point club...He was the fastest Gator to 1,000 points since Ronnie Williams did so 27 years earlier...A First-Team All-SEC selection as a sophomore in 2008-09, Calathes became the first Florida player to score 30 points in a game twice in one season since Anthony Roberson in 2005...Led the team in scoring and assists his first two years on campus...Named the 2007-08 SEC Newcomer of the Year also broke UF's assists and assists per game marks for the second-straight season in '08-09...Declared for the NBA Draft after his sophomore season.

| SEASON | GP-GS | MP | FGM-FGA | PCT | 3PT-ATT | PCT | FT-FTA | PCT | REB | AVG | A | TO | BS | ST | PF-DQ | TP | AVG |
|---------------|--------------|-------------|----------------|-------------|----------------|-------------|----------------|-------------|------------|------------|------------|------------|----------|------------|--------------|-------------|-------------|
| 2007-08 | 36-36 | 1174 | 175-411 | .426 | 58-158 | .367 | 144-199 | .724 | 187 | 5.2 | 221 | 104 | 3 | 58 | 76-0 | 552 | 15.3 |
| 2008-09 | 36-35 | 1200 | 205-425 | .482 | 73-187 | .390 | 135-191 | .707 | 192 | 5.3 | 231 | 119 | 6 | 68 | 69-0 | 618 | 17.2 |
| TOTALS | 72-71 | 2374 | 380-836 | .455 | 131-345 | .380 | 279-390 | .715 | 379 | 5.3 | 452 | 223 | 9 | 126 | 145-0 | 1170 | 16.3 |

1000-POINT SCORERS



37. EDDIE SHANNON, WEST PALM BEACH, FLA. (1996-99) — 1,168

A four-year starter...Named co-captain with Greg Stolt prior to his senior season, the first team captains under head coach Billy Donovan...Named the 1999 Frontier Most Courageous player for demonstrating extraordinary courage beyond the playing floor...Had a prosthetic right eye fitted on Oct. 15, 1998 after having damaged parts of his eye removed on Sept. 5th, 1998...Florida's all-time leader in steals and ranks 10th all-time in the SEC (204 steals)...Ranks second on UF's all-time assist chart with 493 handouts...106 career starts...Ranks in the all-time top 20 at UF in 19 categories and in the top 10 in 10 categories...Scored in double figures 59 times in his career...Led UF in scoring 17 times during his career and led UF in assists in 63 games...Had nine career 20-point games and five career dunks to his credit...Had 18 assists and just three turnovers in NCAA Tournament action and 31 assists with eight turnovers in postseason action...Tied his UF's SEC Tournament record with eight assists vs. LSU in opening-round game.

| SEASON | G | FGM-FGA | PCT | 3PT-ATT | PCT | FTM-FTA | PCT | REB | AVG | TP | AVG |
|---------------|------------|----------------|-------------|----------------|-------------|----------------|-------------|------------|------------|-------------|-------------|
| 1995-96 | 28 | 94-253 | .372 | 23-81 | .284 | 30-42 | .714 | 58 | 2.1 | 241 | 8.6 |
| 1996-97 | 30 | 124-290 | .428 | 36-117 | .308 | 113-145 | .779 | 101 | 3.4 | 397 | 13.2 |
| 1997-98 | 29 | 111-269 | .413 | 40-124 | .323 | 73-108 | .676 | 99 | 3.4 | 335 | 11.6 |
| 1998-99 | 29 | 61-122 | .500 | 19-55 | .345 | 54-72 | .750 | 75 | 2.6 | 195 | 6.7 |
| TOTALS | 116 | 390-934 | .418 | 118-377 | .313 | 270-367 | .736 | 333 | 2.9 | 1168 | 10.1 |



38. AL BONNER, PENSACOLA, FLA. (1975-78) — 1,157

A Third-Team All-SEC selection in '77 (UPI)...A three-time Academic All-SEC choice...Led the SEC in free-throw percentage in '77 (86.3).

| SEASON | G | FGM-FGA | PCT | 3PT-ATT | FTM-FTA | PCT | REB | AVG | TP | AVG |
|---------------|------------|----------------|-------------|---------|----------------|-------------|------------|------------|-------------|-------------|
| 1974-75 | 27 | 54-121 | .446 | | 25-33 | .758 | 98 | 3.6 | 133 | 4.9 |
| 1975-76 | 25 | 131-235 | .557 | | 36-46 | .783 | 177 | 7.1 | 298 | 11.9 |
| 1976-77 | 26 | 154-265 | .581 | | 82-95 | .863 | 144 | 5.5 | 390 | 15.0 |
| 1977-78 | 27 | 138-297 | .465 | | 60-80 | .750 | 126 | 4.6 | 336 | 12.4 |
| TOTALS | 105 | 477-918 | .519 | | 203-254 | .799 | 545 | 5.2 | 1157 | 11.0 |



39. JOAKIM NOAH, NEW YORK, N.Y. (2005-07) — 1,133

One of the most colorful characters to ever walk on the University of Florida campus, Noah was a two-time All-American at Florida, earning Honorable Mention AP honors in 2006 and Second-Team honors in 2007...A First Team All-SEC honoree in both 2006 and 2007...He was the Most Outstanding Player of both the Minneapolis Region and the Final Four in 2006, setting an NCAA single Tournament record with 29 blocked shots, including a Championship game record six vs. UCLA...Helped the Gators to back-to-back NCAA titles...The ninth overall pick in the 2007 NBA Draft by the Chicago Bulls.

| SEASON | GP-GS | MP | FGM-FGA | PCT | 3PT-ATT | PCT | FT-FTA | PCT | REB | AVG | A | TO | BS | ST | PF-DQ | TP | AVG |
|---------------|---------------|-------------|----------------|-------------|------------|-------------|----------------|-------------|------------|------------|------------|------------|------------|-----------|--------------|-------------|-------------|
| 2004-05 | 29-0 | 273 | 36-60 | .600 | 0-0 | .000 | 30-52 | .577 | 72 | 2.5 | 15 | 17 | 19 | 6 | 46-2 | 102 | 3.5 |
| 2005-06 | 39-38 | 972 | 202-322 | .627 | 0-1 | .000 | 148-202 | .733 | 278 | 7.1 | 80 | 76 | 95 | 44 | 84-3 | 552 | 14.2 |
| 2006-07 | 40-40 | 1034 | 173-285 | .607 | 1-1 | 1.000 | 132-199 | .663 | 337 | 8.4 | 90 | 101 | 72 | 45 | 90-1 | 479 | 12.0 |
| TOTALS | 108-78 | 2279 | 408-667 | .612 | 1-2 | .500 | 310-453 | .684 | 678 | 6.3 | 184 | 191 | 183 | 95 | 217-6 | 1133 | 10.4 |



40. AL HORFORD, PUERTO PLATA, DOMINICAN REPUBLIC (2005-07) — 1,123

A rock-solid presence for the Gators for three years, he started 100 of 109 career games...The MVP of the 2007 SEC Tournament, helping the Gators to their third straight title in the event...Second all-time in Florida history with 189 blocked shots...Second in UF history with 16 career double-doubles...Averaged nearly a double-double his junior year, with 13.2 points and 9.5 boards per game...The No. 3 overall pick in the 2007 NBA Draft by the Atlanta Hawks, the second-highest a Gator has ever been drafted.

| SEASON | GP-GS | MP | FGM-FGA | PCT | 3PT-ATT | PCT | FT-FTA | PCT | REB | AVG | A | TO | BS | ST | PF-DQ | TP | AVG |
|---------------|----------------|-------------|----------------|-------------|------------|-------------|----------------|-------------|------------|------------|------------|------------|------------|-----------|--------------|-------------|-------------|
| 2004-05 | 32-25 | 730 | 61-127 | .480 | 0-0 | .000 | 57-98 | .582 | 209 | 6.5 | 28 | 31 | 51 | 26 | 79-0 | 179 | 5.6 |
| 2005-06 | 39-39 | 1011 | 177-291 | .608 | 0-2 | .000 | 88-144 | .611 | 295 | 7.6 | 77 | 74 | 68 | 40 | 97-2 | 442 | 11.3 |
| 2006-07 | 38-36 | 1057 | 186-306 | .608 | 0-2 | .000 | 130-202 | .644 | 360 | 9.5 | 82 | 69 | 70 | 28 | 94-2 | 502 | 13.2 |
| TOTALS | 109-100 | 2768 | 424-724 | .586 | 0-4 | .000 | 275-441 | .624 | 864 | 7.9 | 187 | 174 | 189 | 94 | 270-4 | 1123 | 10.3 |



41. REGGIE HANNAH, TITUSVILLE, FLA. (1978-80) — 1,114

A 1980 Third-Team All-SEC choice (AP & UPI)...Led team in scoring as a frosh...Team's leading rebounder in '78...Member of the U.S. Junior Olympic Team in 1977.

| SEASON | G | FGM-FGA | PCT | 3PT-ATT | FTM-FTA | PCT | REB | AVG | TP | AVG |
|---------------|-----------|----------------|-------------|---------|----------------|-------------|------------|------------|-------------|-------------|
| 1977-78 | 22 | 109-191 | .577 | | 81-122 | .664 | 203 | 9.2 | 299 | 13.6 |
| 1978-79 | 27 | 135-253 | .534 | | 87-129 | .674 | 231 | 8.6 | 357 | 13.2 |
| 1979-80 | 27 | 161-298 | .540 | | 136-193 | .704 | 241 | 8.9 | 458 | 17.0 |
| TOTALS | 76 | 405-742 | .545 | | 304-444 | .685 | 675 | 8.9 | 1114 | 14.7 |



42. SONNY POWELL, JACKSONVILLE, FLA. (1952-55) — 1,109

A Third-Team All-SEC selection (AP) in '55...Ranks fourth in career free-throws made (487).

| SEASON | G | FGM-FGA | PCT | 3PT-ATT | FTM-FTA | PCT | REB | AVG | TP | AVG |
|---------------|-----------|----------------|-------------|---------|----------------|-------------|------------|------------|-------------|-------------|
| 1951-52 | 24 | 66-225 | .293 | | 77-114 | .675 | 80 | 3.3 | 209 | 8.7 |
| 1952-53 | 18 | 64-208 | .308 | | 75-105 | .714 | 60 | 3.3 | 203 | 11.3 |
| 1953-54 | 22 | 88-244 | .361 | | 166-195 | .851 | 63 | 2.9 | 342 | 15.5 |
| 1954-55 | 22 | 93-271 | .343 | | 169-211 | .801 | 65 | 2.9 | 355 | 16.1 |
| TOTALS | 86 | 311-948 | .328 | | 487-625 | .779 | 268 | 3.1 | 1109 | 12.9 |



43. GARY KELLER, ST. PETERSBURG, FLA. (1965-67) — 1,104

Named to the First-Team All-SEC squad (UPI) in '67...Earned AP All-SEC honors in '66 and '67...Collected Academic All-SEC honors in '67 and '68...Earned Coaches' SEC honors in '66 & '67...Led the Gators in scoring in each of those years...A 1967 sixth-round NBA Draft selection by Los Angeles.

| SEASON | G | FGM-FGA | PCT | 3PT-ATT | FTM-FTA | PCT | REB | AVG | TP | AVG |
|---------------|-----------|----------------|-------------|---------|----------------|-------------|------------|-------------|-------------|-------------|
| 1964-65 | 25 | 121-242 | .500 | | 70-112 | .625 | 247 | 9.9 | 312 | 12.5 |
| 1965-66 | 26 | 152-322 | .472 | | 110-197 | .558 | 326 | 12.5 | 414 | 15.9 |
| 1966-67 | 25 | 143-313 | .457 | | 92-143 | .643 | 282 | 11.3 | 378 | 15.1 |
| TOTALS | 76 | 416-877 | .474 | | 272-452 | .602 | 855 | 11.3 | 1104 | 14.5 |

1000-POINT SCORERS



44. HARRY HAMILTON, GAINESVILLE, FLA. (1947-49, 1951) — 1,102

Earned All-SEC Third-Team honors (AP) in '51...Led UF in scoring in '49 and '51.

| SEASON | G | FGM-FGA | PCT | 3PT-ATT | FTM-FTA | PCT | REB | AVG | TP | AVG |
|---------------|-----------|------------|------|---------|------------|------|-----|-----|-------------|-------------|
| 1946-47 | | | | | | | | | 123 | |
| 1947-48 | | | | | | | | | 287 | |
| 1948-49 | 26 | 132 | | | 63 | | | | 327 | 12.6 |
| 1950-51 | 22 | 158-425 | .355 | | 49-75 | .627 | 128 | 5.8 | 365 | 16.6 |
| TOTALS | 97 | 476 | | | 150 | | | | 1102 | 11.4 |

Other figures not available.



45. LEE HUMPHREY, MARYVILLE, TENN. (2004-07) — 1,080

One of the deadliest shooters in NCAA history, Humphrey left school as the all-time leader in three-pointers made in NCAA Tournament-history (47)...Was at his best on the biggest stage and knocked down 18 three-pointers in two Final Fours (10 in 2006, eight in 2007)...Hit a UF NCAA Tournament record seven three-pointers vs. Oregon in the 2007 Elite Eight... A two-time SEC Scholar Athlete of the Year (2006 and 2007) and a two-time ESPN the Magazine Academic All-American.


| SEASON | GP-GS | MP | FGM-FGA | PCT | 3PT-ATT | PCT | FT-FTA | PCT | REB | AVG | A | TO | BS | ST | PF-DQ | TP | AVG |
|---------------|---------------|-------------|----------------|-------------|----------------|-------------|--------------|-------------|------------|------------|------------|------------|----------|-----------|--------------|-------------|------------|
| 2003-04 | 26-11 | 494 | 34-72 | .472 | 25-57 | .439 | 5-9 | .556 | 31 | 1.2 | 29 | 23 | 0 | 11 | 18-0 | 98 | 3.8 |
| 2004-05 | 32-6 | 521 | 52-130 | .400 | 37-100 | .370 | 14-21 | .667 | 31 | 1.0 | 31 | 24 | 0 | 15 | 35-1 | 155 | 4.8 |
| 2005-06 | 38-32 | 1138 | 142-299 | .475 | 113-246 | .459 | 18-30 | .600 | 71 | 1.9 | 72 | 39 | 0 | 28 | 43-0 | 415 | 10.9 |
| 2006-07 | 40-40 | 1214 | 145-305 | .475 | 113-246 | .459 | 9-13 | .692 | 51 | 1.3 | 50 | 45 | 0 | 19 | 53-0 | 412 | 10.3 |
| TOTALS | 136-88 | 3367 | 372-807 | .461 | 288-649 | .444 | 46-73 | .630 | 184 | 1.4 | 176 | 131 | 0 | 73 | 149-1 | 1080 | 7.9 |



46. WALTER HODGE, GUAYNABO, PUERTO RICO (2006-09) — 1,074

The winningest player in school history, Hodge completed his career owning back-to-back NCAA titles and SEC Tournament titles during his tenure in Gainesville...With five more wins (117) than any other player in the history of Florida basketball, the guard increased his three-pointers made in all four seasons...Hodge left the program sinking the 10th most three-point field goals in school history (176)...Hodge holds the record for games played by a Gator (151), and is also fifth-place all-time in minutes played with 3,587.

| SEASON | GP-GS | MP | FGM-FGA | PCT | 3PT-ATT | PCT | FT-FTA | PCT | REB | AVG | A | TO | BS | ST | PF-DQ | TP | AVG |
|---------------|---------------|-------------|----------------|-------------|----------------|-------------|----------------|-------------|------------|------------|------------|------------|----------|------------|--------------|-------------|------------|
| 2005-06 | 39-8 | 749 | 53-137 | .387 | 28-76 | .368 | 16-24 | .667 | 41 | 1.1 | 47 | 49 | 1 | 39 | 61-0 | 150 | 3.8 |
| 2006-07 | 40-3 | 709 | 79-145 | .545 | 34-68 | .500 | 35-55 | .636 | 47 | 1.2 | 59 | 47 | 1 | 17 | 60-0 | 227 | 5.7 |
| 2007-08 | 36-36 | 1102 | 143-298 | .480 | 55-150 | .367 | 34-45 | .756 | 76 | 2.1 | 103 | 50 | 1 | 50 | 82-2 | 375 | 10.4 |
| 2008-09 | 36-36 | 1026 | 112-247 | .453 | 59-154 | .383 | 39-48 | .713 | 54 | 1.5 | 84 | 38 | 2 | 47 | 77-1 | 322 | 8.9 |
| TOTALS | 151-83 | 3587 | 387-827 | .468 | 176-448 | .393 | 124-172 | .721 | 218 | 1.4 | 293 | 184 | 5 | 153 | 280-3 | 1074 | 7.1 |



47. VERNON MAXWELL, GAINESVILLE, FLA. (1985-88) — 1,046

A three-time All-SEC selection (AP, UPI and Coaches)...An AP 1988 Honorable Mention All-American...1988 First-Team All-SEC tournament choice...A 1988 second-round draft choice of the Denver Nuggets...Played for NBA World Champion Houston Rockets in 1994 and enjoyed a 13-year career in the NBA.

| SEASON | G | FGM-FGA | PCT | 3PT-ATT | FTM-FTA | PCT | REB | AVG | TP | AVG |
|---------------|-----------|----------------|-------------|---------|----------------|-------------|------------|------------|-------------|-------------|
| 1984-85 | 30 | 163-366 | .445 | | 72-105 | .686 | 72 | 2.4 | 398 | 13.3 |
| 1985-86 | 33 | 262-566 | .463 | | 124-177 | .701 | 147 | 4.5 | 648 | 19.6 |
| TOTALS | 63 | 425-932 | .456 | | 196-282 | .695 | 218 | 3.4 | 1046 | 16.6 |



48. BROOKS HENDERSON, CORAL GABLES, FLA. (1963-65) — 1,001

Named to All-SEC Second-Team (AP & UPI) in '64...Earned Third-Team (AP) and second-team (UPI) honors in '65...Included on the SEC Coaches' Select Team in '65...Named a Helms Foundation All-American in '65 and was a First-Team All-SEC academic choice in 1964-65...Fifth in career free throw percentage (.830)...A 1965 fourth-round selection by Los Angeles.

| SEASON | G | FGM-FGA | PCT | 3PT-ATT | FTM-FTA | PCT | REB | AVG | TP | AVG |
|---------------|-----------|----------------|-------------|---------|----------------|-------------|------------|------------|-------------|-------------|
| 1962-63 | 19 | 80-202 | .396 | | 110-132 | .833 | 90 | 4.7 | 270 | 14.2 |
| 1963-64 | 22 | 147-309 | .476 | | 87-103 | .845 | 163 | 7.4 | 381 | 17.3 |
| 1964-65 | 25 | 105-222 | .473 | | 140-171 | .813 | 112 | 4.5 | 350 | 14.0 |
| TOTALS | 66 | 332-733 | .453 | | 337-406 | .830 | 365 | 5.5 | 1001 | 15.2 |

QUICKEST PLAYERS TO REACH 1,000 POINTS

1. Ronnie Williams, 50 games — Reached 1,000 points (1,008 total at end of game) as a sophomore in game 22 (with 9:33 remaining in the first half) vs. Tennessee, Feb. 10, 1982
2. Tony Miller, 50 games — Reached 1,000 points (1,015 total at end of game) as a junior in game 5 (with 2:29 remaining in first half) vs. ISU, Dec. 22, 1972
3. Neal Walk, 52 games — Reached 1,000 points as a junior in game 2 vs. Univ. of Miami, Dec. 7, 1968
4. Joe Hobbs, 56 games — Reached 1,000 points as a senior in game 9 vs. ISU, Jan. 6, 1958
5. Chip Williams, 57 games — Reached 1,000 points as a junior in game 9 vs. San Jose, Dec. 30, 1974
6. Bob Emrick, 58 games — Reached 1,000 points as a junior in game 14 vs. Tennessee, Feb. 4, 1956
7. Andy Owens, 59 games — Reached 1,005 points as a junior in game 8 vs. Auburn, Jan. 3, 1970
8. Nick Calathes, 60 games — Reached 1,002 points as a sophomore in game 24 vs. Kentucky, Feb. 10, 2009
9. Vernon Maxwell, 61 games — Reached 1,016 points as a sophomore in game 31 vs. SW Missouri, March 20, 1986
10. Brooks Henderson, 66 games — Reached 1,001 points as a senior in the last game of the 1964-65 season vs. Georgia, March 5, 1965

ALL-TIME RESULTS

1915-16 (5-1)

Coach: C.J. McCoy Captain: R.K. VanCamp

| | | | | |
|-----------------------|-----|---|----|----|
| D15 Jacksonville YMCA | (A) | W | 30 | 14 |
| J25 Columbia College | (A) | W | 18 | 5 |
| F2 Kewatin (St. Aug.) | (A) | L | 16 | 22 |
| F3 St. Augustine YMCA | (A) | W | 46 | 32 |
| F4 Jacksonville YMCA | (A) | W | 46 | 42 |
| F5 Columbia College | (A) | W | 36 | 25 |

1916-19

(No teams because of WWI)

1919-20 (2-5)

Coach: No Coach Captain: C.A. Cox

| | | | | |
|---------------------|-----|---|----|----|
| Jacksonville YMCA | (A) | W | 31 | 28 |
| Jacksonville YMCA | (A) | L | 31 | 33 |
| Catholic Club (Jax) | (A) | W | 28 | 16 |
| Stetson | (A) | L | 28 | 35 |
| Mercer | (A) | L | 21 | 30 |
| Macon YMCA | (A) | L | 18 | 64 |
| Savannah | (A) | L | 24 | 28 |

1920-21 (5-6)

Coach: W.G. Klein Captain: W.M. Madison

| | | | | |
|------------------|-----|---|----|----|
| J15 Stetson | (H) | L | 18 | 36 |
| J22 Stetson | (A) | L | 16 | 55 |
| F5 Savannah YMCA | (A) | W | 38 | 20 |
| F6 NC State | (A) | W | 39 | 18 |
| F8 Trinity | (A) | L | 21 | 49 |
| F9 VMI | (A) | L | 20 | 60 |
| F10 Davidson | (A) | L | 26 | 45 |
| F11 Wofford | (A) | W | 45 | 35 |
| F12 Furman | (A) | W | 37 | 25 |
| F14 Macon YMCA | (A) | L | 17 | 47 |
| F15 Camp Benning | (A) | W | 31 | 28 |

1921-22 (5-5)

Coach: W.G. Klein Captain: C.Y. Byrd

| | | | | |
|-----------------------|-----|---|----|---------|
| J15 Stetson | (H) | W | 45 | 25 |
| J21 Rollins | (H) | W | 43 | 17 |
| J26 Albany YMCA | (A) | L | 17 | 27 |
| J27 Camp Benning | (A) | L | 13 | 45 |
| J28 Mercer | (A) | L | 26 | 27 |
| J29 Savannah YMCA | (A) | L | 22 | 26 |
| J31 Jacksonville YMCA | (A) | L | 18 | 43 |
| F11 Rollins | (A) | W | 48 | 29 |
| F17 Savannah YMCA | (H) | W | 41 | 18 |
| F20 Trinity | (H) | W | 33 | 26 (OT) |

1922-23 (2-5)

Coach: C.Y. Byrd Captain: Roland Moss

| | | | | |
|-----------------|-----|---|----|----|
| J21 Rollins | (H) | W | 42 | 21 |
| F3 Georgia Tech | (A) | L | 20 | 52 |
| Lynchburg | (A) | L | 19 | 34 |
| VMI | (A) | W | 19 | 15 |
| Richmond | (A) | L | 25 | 27 |
| North Carolina | (A) | L | 14 | 59 |
| NC State | (A) | L | 18 | 30 |

1923-24 (5-10)

Coach: J.L. White Captain: Edgar Jones

| | | | | |
|---------------------|-----|---|----|----|
| J14 Southern | (H) | W | 27 | 15 |
| J15 Southern | (H) | W | 26 | 22 |
| J19 S. Jacksonville | (H) | W | 30 | 29 |
| J28 Stetson | (H) | W | 19 | 9 |
| J30 Miami YMCA | (H) | L | 7 | 16 |
| NC State | (A) | L | 24 | 41 |
| Davidson | (A) | L | 22 | 24 |
| Georgia | (A) | L | 24 | 45 |
| Macon YMCA | (A) | L | 15 | 35 |
| Mercer | (A) | L | 19 | 31 |
| Albany YMCA | (A) | L | 13 | 66 |

| | | | | |
|---------------------|-----|---|----|----|
| F18 S. Jacksonville | (A) | L | 31 | 34 |
| Stetson | (A) | L | 21 | 25 |
| F21 Southern | (A) | W | 23 | 21 |
| F22 Southern | (A) | L | 23 | 29 |

1924-25 (2-7)

Coach: J.L. White Captain: Edgar Jones

| | | | | |
|-------------------|-----|---|----|----|
| J2 Coral Gables | (A) | L | 23 | 37 |
| J3 Coral Gables | (A) | L | 16 | 36 |
| Seminole Canoe | (H) | W | 27 | 11 |
| F2 Mercer | (A) | L | 16 | 34 |
| Fort Benning | (A) | L | 27 | 43 |
| Coral Gables | (H) | L | 29 | 39 |
| F6 Seminole Canoe | (A) | L | 26 | 34 |
| F7 Seminole Canoe | (H) | L | 21 | 34 |
| F24 Southern | (H) | W | 32 | 21 |

1925-26 (7-7)

Coach: Brady Cowell Captain: Lamar Sarra

| | | | | |
|---------------------|-----|---|----|----|
| J9 S. Jacksonville | (A) | L | 25 | 30 |
| J15 Rollins | (A) | W | 48 | 13 |
| J16 Stetson | (A) | W | 24 | 23 |
| J22 Ft. McPherson | (H) | W | 34 | 22 |
| J23 S. Jacksonville | (H) | W | 46 | 22 |
| F30 Seminole Canoe | (H) | W | 39 | 16 |
| J1 Rollins | (H) | W | 38 | 14 |
| F4 Cincinnati YMCA | (H) | L | 26 | 42 |
| F8 Mercer | (A) | L | 21 | 26 |
| F10 Georgia | (A) | L | 27 | 55 |
| F11 South Carolina | (A) | L | 22 | 29 |
| F13 North Carolina | (A) | L | 6 | 42 |
| F16 Havana | (H) | L | 16 | 37 |
| F18 Seminole Canoe | (A) | W | 29 | 28 |

1926-27 (6-20)

Coach: Brady Cowell Captain: Red Smith

| | | | | |
|----------------------|-----|---|----|----|
| D11 Ralph's Cleaners | (A) | W | 42 | 10 |
| D16 Ralph's Cleaners | (H) | W | 37 | 17 |
| D30 Wilmington (OH) | (A) | L | 18 | 46 |
| D31 Goodyear | (A) | L | 30 | 50 |
| J1 Davis-Elkins | (A) | L | 23 | 60 |
| J3 Kentucky | (A) | L | 36 | 44 |
| J4 Ohio | (A) | L | 29 | 38 |
| J5 Cincinnati YMCA | (A) | L | 26 | 60 |
| J6 Denison | (A) | L | 17 | 30 |
| J8 Tennessee | (A) | L | 19 | 22 |
| J9 Georgia | (A) | W | 33 | 32 |
| J15 Auburn | (A) | L | 34 | 51 |
| J16 Ft. Benning | (A) | L | 18 | 51 |
| J17 Alabama | (A) | L | 44 | 49 |
| F8 Cincinnati YMCA | (H) | L | 23 | 41 |
| F9 Auburn | (H) | L | 28 | 40 |
| F9 Paris Is. Marines | (H) | W | 41 | 28 |
| Masked Marvels | (H) | W | 47 | 18 |
| F14 Mercer | (A) | L | 17 | 40 |
| F15 Oglethorpe | (A) | L | 28 | 41 |
| F16 Clemson | (A) | L | 17 | 33 |
| F17 South Carolina | (A) | L | 33 | 39 |
| F18 South Carolina | (A) | L | 20 | 37 |
| F19 Furman | (A) | L | 21 | 56 |
| F26 Seminole Canoe | (H) | W | 33 | 21 |
| M2 Seminole Canoe | (A) | L | 25 | 30 |

1927-28 (5-16)

Coach: Brady Cowell Captain: Ion Walker

| | | | | |
|--------------------|-----|---|----|----|
| J3 Olsons Swedes | (H) | L | 28 | 53 |
| J6 Georgia | (H) | L | 35 | 37 |
| J7 Georgia | (H) | L | 30 | 40 |
| J13 Auburn | (H) | L | 23 | 39 |
| J14 Auburn | (H) | L | 33 | 43 |
| J17 Southern | (A) | L | 24 | 26 |
| J21 Rollins | (H) | W | 48 | 16 |
| F1 Rollins | (A) | W | 30 | 23 |
| F3 Cincinnati YMCA | (H) | L | 26 | 27 |
| F4 Davis-Elkins | (H) | L | 25 | 57 |

| | | | | |
|-------------------|-----|---|----|----|
| F6 South Carolina | (A) | W | 41 | 31 |
| F7 South Carolina | (A) | L | 40 | 47 |
| F8 Clemson | (A) | L | 29 | 32 |
| F9 Clemson | (A) | L | 25 | 26 |
| F10 Furman | (A) | L | 21 | 44 |
| F14 Southern | (A) | W | 32 | 22 |
| F15 Miami | (H) | L | 39 | 40 |
| F18 Alabama | (A) | L | 31 | 36 |
| F20 Alabama | (A) | W | 29 | 21 |
| F21 Auburn | (A) | L | 28 | 50 |
| F22 Auburn | (A) | L | 29 | 38 |

1928-29 (7-13)

Coach: Brady Cowell Captain: George Perrine

| | | | | |
|---------------------|-----|---|----|----|
| J4 Georgia | (A) | L | 32 | 48 |
| J5 Georgia | (A) | L | 26 | 45 |
| J7 Georgia Tech | (A) | L | 19 | 36 |
| J8 Georgia Tech | (A) | L | 26 | 33 |
| J11 Clemson | (H) | L | 23 | 36 |
| J12 Clemson | (H) | L | 21 | 31 |
| J16 Southern | (H) | W | 28 | 26 |
| J21 Cincinnati YMCA | (A) | L | 35 | 44 |
| J22 Rollins | (H) | W | 41 | 17 |
| J25 Auburn | (H) | W | 44 | 34 |
| J26 Auburn | (H) | L | 32 | 39 |
| F1 NC State | (H) | L | 19 | 44 |
| F2 NC State | (H) | L | 20 | 39 |
| F11 Alabama | (H) | W | 22 | 21 |
| F12 Alabama | (H) | W | 34 | 23 |
| F15 Alabama | (A) | L | 28 | 58 |
| F16 Alabama | (A) | L | 33 | 47 |
| F17 Auburn | (A) | W | 46 | 29 |
| F18 Auburn | (A) | L | 26 | 51 |
| F19 Albany YMCA | (A) | W | 50 | 45 |

1929-30 (10-4)

Coach: Brady Cowell Captain: Dale Van Sickle

| | | | | |
|---------------------|-----|---|----|---------|
| J11 Georgia | (H) | L | 34 | 35 (OT) |
| J15 Stetson | (A) | W | 17 | 14 |
| J17 Rollins | (A) | W | 50 | 24 |
| J18 Southern | (A) | W | 44 | 31 |
| J21 Cohen Brothers | (A) | W | 38 | 26 |
| J28 Cincinnati YMCA | (H) | L | 26 | 33 |
| J31 Stetson | (H) | W | 40 | 26 |
| F8 Rollins | (H) | W | 44 | 27 |
| F12 Clemson | (A) | L | 28 | 33 |
| F13 Clemson | (A) | L | 20 | 47 |
| F14 South Carolina | (A) | W | 30 | 23 |
| F15 South Carolina | (A) | W | 42 | 17 |
| F20 Cohen Brothers | (H) | W | 49 | 26 |
| F21 Southern | (H) | W | 54 | 30 |

1930-31 (10-9)

Coach: Brady Cowell Captain: Dale Waters

| | | | | |
|---------------------------------|-----|---|----|----|
| J3 Atwater Kent | (A) | W | 38 | 26 |
| J6 Atwater Kent | (H) | W | 34 | 16 |
| J9 Georgia | (H) | L | 29 | 32 |
| J10 Georgia | (H) | L | 29 | 49 |
| J13 Georgia Tech | (H) | W | 39 | 31 |
| J17 Vanderbilt | (H) | L | 25 | 42 |
| J19 Vanderbilt | (A) | L | 35 | 43 |
| J28 Georgia Tech | (A) | L | 23 | 32 |
| F6 Georgia | (A) | L | 23 | 38 |
| F7 Georgia | (A) | L | 32 | 33 |
| F9 Furman | (A) | L | 21 | 51 |
| F10 South Carolina | (A) | W | 43 | 27 |
| F11 South Carolina | (A) | W | 42 | 30 |
| F16 South Carolina | (H) | W | 63 | 29 |
| F17 South Carolina | (H) | W | 39 | 20 |
| F23 Rollins | (H) | W | 44 | 21 |
| Southern Conference Tournament* | | | | |
| F27 Georgia Tech* | (N) | W | 53 | 48 |
| F28 Tennessee* | (N) | W | 33 | 29 |
| F29 Kentucky | (N) | L | 35 | 56 |

*Atlanta, GA

ALL-TIME RESULTS

1931-32 (8-12)

Coach: Brady Cowell Captain: A.E. Emmelhainz

| | | | | |
|---------------------------------|-----|---|----|----|
| J2 Stetson | (A) | L | 25 | 30 |
| J4 Waycross | (H) | W | 66 | 14 |
| J6 Sears | (H) | W | 55 | 20 |
| J9 Georgia Tech | (A) | L | 32 | 41 |
| J15 Alabama | (A) | L | 19 | 32 |
| J16 Alabama | (A) | L | 11 | 26 |
| J18 Vanderbilt | (A) | L | 32 | 36 |
| J19 Vanderbilt | (A) | W | 43 | 33 |
| J22 Auburn | (A) | L | 26 | 43 |
| J23 Auburn | (A) | L | 21 | 28 |
| F3 Rollins | (A) | W | 34 | 10 |
| F5 Clemson | (H) | W | 36 | 25 |
| F6 Clemson | (H) | W | 36 | 33 |
| F12 Georgia | (H) | L | 33 | 38 |
| F13 Georgia | (H) | W | 47 | 27 |
| F18 Georgia | (A) | L | 20 | 36 |
| F19 Georgia | (A) | L | 20 | 39 |
| F20 Georgia Tech | (A) | L | 23 | 38 |
| Southern Conference Tournament* | | | | |
| F26 Duke* | (N) | L | 22 | 33 |
| F27 Maryland* | (N) | W | 39 | 24 |

1932-33 (9-5) (SEC 4-4, 4TH)

Coach: Brady Cowell Captain: Brennan Brown

| | | | | |
|-----------------|-----|---|----|----|
| J7 Stetson | (H) | W | 46 | 38 |
| J11 Georgia | (A) | L | 34 | 37 |
| J12 Georgia | (A) | W | 33 | 32 |
| J13 Clemson | (A) | W | 34 | 28 |
| J14 Clemson | (A) | W | 37 | 33 |
| J20 Georgia | (H) | W | 25 | 22 |
| J21 Georgia | (H) | W | 40 | 39 |
| F3 Stetson | (A) | W | 30 | 18 |
| F10 Vanderbilt | (H) | L | 41 | 42 |
| F11 Vanderbilt | (H) | W | 43 | 27 |
| F16 Albany YMCA | (A) | W | 56 | 40 |
| F17 Auburn | (A) | L | 30 | 32 |
| F18 Auburn | (A) | L | 11 | 16 |
| SEC Tournament* | | | | |
| F25 Kentucky* | (N) | L | 24 | 48 |

1933-34 (11-7) (SEC 4-2, 4TH)

Coach: Ben Clemmons Captain: George Gunn

| | | | | |
|--------------------|-----|---|----|----|
| J6 Mercer | (H) | W | 38 | 24 |
| J10 Georgia | (A) | W | 46 | 20 |
| J11 Georgia | (A) | L | 24 | 32 |
| J12 Mercer | (A) | W | 45 | 39 |
| J15 House of David | (H) | W | 50 | 23 |
| F2 Georgia | (H) | W | 37 | 35 |
| F3 Georgia | (H) | W | 47 | 27 |
| F6 Stetson | (A) | L | 30 | 33 |
| F9 Clemson | (A) | W | 36 | 31 |
| F10 Clemson | (A) | L | 26 | 31 |
| F12 South Carolina | (A) | L | 31 | 51 |
| F13 South Carolina | (A) | L | 31 | 36 |
| F16 Auburn | (H) | W | 39 | 21 |
| F17 Auburn | (H) | L | 21 | 23 |
| F19 Stetson | (H) | W | 34 | 19 |
| SEC Tournament* | | | | |
| F24 Kentucky* | (N) | W | 38 | 32 |
| F25 Vanderbilt* | (N) | W | 24 | 23 |
| F26 Alabama* | (N) | L | 25 | 41 |

*Atlanta, GA

1934-35 (8-7) (SEC 4-3, 5TH)

Coach: Ben Clemmons Captain: Welcome Shearer

| | | | | |
|--------------------|-----|---|----|----|
| D18 Duke | (H) | L | 27 | 55 |
| D19 Duke | (H) | W | 40 | 21 |
| J10 Georgia | (A) | W | 29 | 27 |
| J11 Georgia | (A) | L | 30 | 34 |
| J12 Mercer | (A) | W | 39 | 24 |
| J19 Stetson | (A) | W | 40 | 32 |
| J21 South Carolina | (H) | L | 35 | 37 |
| J22 South Carolina | (H) | L | 16 | 28 |
| F7 Alabama | (A) | L | 25 | 27 |

| | | | | |
|----------------|-----|---|----|----|
| F8 Auburn | (A) | W | 35 | 25 |
| F9 Auburn | (A) | L | 34 | 39 |
| F12 Stetson | (H) | L | 25 | 40 |
| F15 Georgia | (H) | W | 29 | 25 |
| F16 Georgia | (H) | W | 47 | 45 |
| F20 Oglethorpe | (H) | W | 50 | 40 |

1935-36 (4-11) (SEC 2-8, 11TH)

Coach: Ben Clemmons Captain: George Smathers

| | | | | |
|-----------------------|-----|---|----|----|
| J4 Georgia Tech | (N) | W | 36 | 25 |
| J7 Stetson | (H) | W | 27 | 24 |
| J10 Mississippi State | (A) | L | 32 | 51 |
| J11 Mississippi State | (A) | L | 22 | 36 |
| J14 Stetson | (A) | L | 23 | 30 |
| J17 Georgia | (H) | L | 28 | 37 |
| J18 Georgia | (H) | L | 32 | 43 |
| F7 Georgia | (A) | L | 32 | 40 |
| F8 Georgia | (A) | L | 22 | 27 |
| F13 Wake Forest | (A) | L | 32 | 34 |
| F14 Duke | (A) | L | 31 | 42 |
| F15 Wake Forest | (A) | W | 32 | 24 |
| F17 Georgia Tech | (A) | L | 22 | 39 |
| F21 Auburn | (H) | L | 16 | 32 |
| F22 Auburn | (H) | W | 20 | 13 |

1936-37 (5-13) (SEC 1-9, 12TH)

Coach: Josh Cody Captain: Floyd Christian

| | | | | |
|-------------------------|-----|---|----|----|
| J4 Clemson | (H) | W | 52 | 36 |
| J5 Clemson | (H) | L | 30 | 31 |
| J8 Mississippi State | (H) | L | 25 | 27 |
| J9 Mississippi State | (H) | L | 16 | 33 |
| J13 Georgia Tech | (H) | L | 25 | 35 |
| J15 Georgia | (H) | L | 30 | 31 |
| J16 Georgia | (H) | W | 36 | 18 |
| J19 Stetson | (A) | L | 32 | 34 |
| F2 Tampa | (H) | W | 29 | 14 |
| F4 Georgia St. Teachers | (A) | L | 35 | 39 |
| F5 Georgia | (A) | L | 19 | 36 |
| F6 Georgia | (A) | L | 27 | 28 |
| F8 Mercer | (A) | W | 48 | 32 |
| F12 Auburn | (A) | L | 34 | 35 |
| F13 Auburn | (A) | L | 40 | 51 |
| F15 Georgia Tech | (A) | L | 37 | 43 |
| F18 Stetson | (H) | W | 40 | 33 |
| F20 Tampa | (A) | L | 14 | 29 |

1937-38 (11-9) (SEC 3-7, 11TH)

Coach: Sam McAllister Captain: Charlie Crejciar

| | | | | |
|--------------------------|-----|---|----|----|
| D16 Duke | (H) | L | 25 | 33 |
| D17 Duke | (H) | L | 33 | 37 |
| J4 Wofford | (H) | W | 47 | 33 |
| J7 Naval Air Station Jax | (H) | W | 42 | 37 |
| J10 Stetson | (H) | W | 39 | 27 |
| J14 Georgia | (H) | L | 31 | 34 |
| J15 Georgia | (H) | W | 38 | 32 |
| J17 Havana | (H) | W | 45 | 25 |
| F2 Albany YMCA | (A) | W | 34 | 27 |
| F4 Georgia | (A) | W | 41 | 35 |
| F5 Georgia | (A) | L | 27 | 28 |
| F8 Tampa | (A) | W | 24 | 21 |
| F11 Tampa | (H) | W | 34 | 18 |
| F14 Vanderbilt | (A) | L | 24 | 59 |
| F15 Sewanee | (A) | L | 31 | 33 |
| F16 Tennessee | (A) | L | 28 | 42 |
| F17 Georgia Tech | (A) | L | 40 | 54 |
| F22 Stetson | (A) | L | 32 | 47 |
| F25 Auburn | (H) | W | 43 | 34 |
| F26 Auburn | (H) | W | 51 | 35 |

1938-39 (9-6) (SEC 5-4, 7TH)

Coach: Sam McAllister Captain: Game

| | | | | |
|--------------|-----|---|----|----|
| D16 NC State | (H) | L | 21 | 54 |
| D17 NC State | (H) | L | 30 | 33 |
| J6 Southern | (H) | W | 62 | 26 |
| J13 Georgia | (H) | W | 26 | 15 |

| | | | | |
|-----------------|-----|---|----|----|
| J14 Georgia | (H) | L | 18 | 35 |
| J17 Stetson | (A) | W | 32 | 29 |
| F4 Georgia Tech | (H) | W | 33 | 29 |
| F6 Sewanee | (H) | W | 33 | 27 |
| F7 Sewanee | (H) | W | 44 | 37 |
| F9 Southern | (A) | W | 38 | 24 |
| F14 Georgia | (A) | L | 32 | 42 |
| F15 Georgia | (A) | L | 18 | 43 |
| F18 Stetson | (H) | W | 28 | 26 |
| F24 Auburn | (A) | L | 38 | 40 |
| F25 Auburn | (A) | W | 31 | 25 |

1939-40 (13-9) (SEC 5-4, 5TH)

Coach: Sam McAllister Captains: Henry Chalker, Jack Maynard

| | | | | |
|------------------------|-----|---|----|----|
| D8 Southern | (H) | W | 60 | 33 |
| D14 Alabama | (H) | L | 45 | 48 |
| D15 Alabama | (H) | L | 38 | 47 |
| D27 Washington College | (A) | L | 30 | 45 |
| D28 Seton Hall | (A) | L | 40 | 43 |
| D29 Scranton | (A) | L | 33 | 39 |
| D30 George Washington | (A) | L | 36 | 49 |
| J6 Southern | (A) | W | 77 | 29 |
| J12 Georgia | (H) | W | 45 | 36 |
| J13 Georgia | (H) | W | 36 | 25 |
| J15 Georgia Tech | (A) | W | 45 | 40 |
| F5 Stetson | (A) | W | 42 | 30 |
| F6 Tampa | (A) | W | 53 | 35 |
| F8 Miami | (H) | W | 36 | 23 |
| F9 Miami | (H) | W | 53 | 26 |
| F12 Georgia | (A) | L | 37 | 46 |
| F13 Georgia | (A) | L | 35 | 54 |
| F16 Tampa | (H) | W | 48 | 30 |
| F19 Stetson | (H) | W | 48 | 21 |
| F23 Tennessee | (H) | W | 41 | 38 |
| F24 Auburn | (A) | W | 42 | 37 |
| SEC Tournament* | | | | |
| M2 Tennessee* | (N) | L | 32 | 42 |

1940-41 (15-3) (SEC 6-2, 2ND)

Coach: Sam McAllister Captain: Frank Yinshannis

| | | | | |
|------------------------|-----|---|----|----|
| D12 Southern | (A) | W | 43 | 19 |
| D16 Alabama | (A) | W | 36 | 28 |
| D17 Alabama | (A) | L | 22 | 28 |
| D18 Mississippi | (A) | W | 35 | 26 |
| D20 Mississippi State | (A) | W | 53 | 28 |
| J10 Georgia | (A) | W | 39 | 34 |
| J11 Georgia | (A) | W | 44 | 42 |
| J31 Southern | (A) | W | 47 | 31 |
| F1 Stetson | (A) | W | 36 | 32 |
| F3 Union College (Ky.) | (A) | W | 46 | 26 |
| F10 Georgia | (A) | L | 40 | 46 |
| F11 Georgia | (H) | W | 46 | 44 |
| F18 Stetson | (H) | W | 51 | 42 |
| F21 Miami | (A) | W | 48 | 35 |
| F22 Miami | (A) | W | 62 | 50 |
| F24 Rollins | (A) | W | 65 | 35 |
| SEC Tournament* | | | | |
| F28 Vanderbilt* | (N) | W | 48 | 41 |
| F29 Tennessee* | (N) | L | 26 | 47 |

1941-42 (8-9) (SEC 3-8, 9TH)

Coach: Sam McAllister Captain: Steve Elish

| | | | | |
|-----------------------|-----|---|----|----|
| D12 Southern | (H) | W | 51 | 36 |
| D15 Alabama | (H) | L | 30 | 37 |
| D16 Alabama | (H) | L | 28 | 33 |
| J9 Georgia | (H) | L | 33 | 42 |
| J10 Georgia | (H) | W | 29 | 28 |
| F3 Southern | (A) | W | 50 | 22 |
| F5 Miami | (H) | W | 47 | 31 |
| F6 Miami | (H) | W | 37 | 34 |
| F9 Georgia | (A) | L | 26 | 27 |
| F10 Georgia | (A) | L | 27 | 39 |
| F12 Naval Air Station | (A) | W | 38 | 37 |
| F14 Mississippi | (A) | W | 46 | 35 |
| F16 Mississippi State | (A) | W | 48 | 47 |
| F17 Mississippi State | (A) | L | 31 | 48 |

ALL-TIME RESULTS

| | | | | |
|-----------------|-----|---|----|----|
| F19 Auburn | (H) | L | 23 | 47 |
| F20 Auburn | (H) | L | 36 | 38 |
| SEC Tournament* | | | | |
| F26 Kentucky* | (N) | L | 36 | 42 |

1942-43 (8-7) (SEC 0-6, 12TH)

| | | | | |
|--|-----|---|----|----|
| Coach: Spurgeon Cherry Captain: Doyle Carlton | | | | |
| D11 Alabama | (A) | L | 30 | 39 |
| D12 Alabama | (A) | L | 26 | 32 |
| D14 Mississippi State | (H) | L | 35 | 43 |
| D15 Mississippi State | (H) | L | 29 | 33 |
| D16 Mississippi | (A) | L | 32 | 35 |
| D17 Mississippi | (A) | L | 44 | 51 |
| J8 O.C.S. | (H) | W | 63 | 12 |
| J12 305th Fighter Squad | (A) | W | 70 | 24 |
| J15 Tampa | (H) | W | 55 | 24 |
| J16 Tampa | (H) | W | 61 | 36 |
| J22 120th Infantry | (A) | W | 53 | 27 |
| F10 Naval Inshore Patrol | (A) | W | 52 | 35 |
| F11 197th Field Artillery | (A) | W | 66 | 28 |
| F13 Ft. Benning Par | (A) | L | 31 | 33 |
| F17 Naval Air Gunnery | (A) | W | 74 | 53 |

1943-44

No team because of WWII

1944-45 (7-12) (SEC 4-2, 4TH)

| | | | | |
|--|-----|---|----|----|
| Coach: Spurgeon Cherry Captain: Doug Belden | | | | |
| D13 Cedar Key AAF | (H) | W | 77 | 24 |
| D15 Pinellas AAF | (H) | L | 34 | 40 |
| J4 Lee Field | (H) | L | 47 | 57 |
| J9 Jacksonville NAS | (H) | L | 26 | 46 |
| J11 Camp Blanding | (H) | L | 44 | 46 |
| J13 Georgia | (A) | W | 46 | 28 |
| J27 Jacksonville NAS | (H) | L | 26 | 64 |
| J30 Jacksonville NAS | (H) | L | 34 | 45 |
| J31 Camp Blanding | (A) | W | 39 | 36 |
| F2 Camp Blanding | (A) | L | 36 | 50 |
| F6 Jacksonville NAS | (A) | L | 44 | 67 |
| F8 Waycross Air Base | (A) | W | 42 | 40 |
| F12 Auburn | (A) | W | 58 | 33 |
| F13 Auburn | (A) | L | 40 | 42 |
| F17 Georgia | (A) | W | 52 | 36 |
| F19 Auburn | (H) | L | 41 | 43 |
| F20 Auburn | (H) | W | 62 | 48 |
| F23 Welch Army Hospital | (H) | L | 45 | 50 |
| SEC Tournament* | | | | |
| M1 Kentucky* | (N) | L | 35 | 57 |

1945-46 (7-14) (SEC 2-6, 10TH)

| | | | | |
|--|-----|---|----|----|
| Coach: Spurgeon Cherry Captain: Kenneth Hartsaw | | | | |
| D14 Maritime Academy | (H) | W | 79 | 38 |
| J3 Jacksonville NAS | (A) | L | 38 | 47 |
| J7 Welch Army Hospital | (H) | L | 30 | 36 |
| J9 Camp Blanding | (A) | L | 44 | 49 |
| J11 Jacksonville NAS | (H) | L | 29 | 41 |
| J14 Camp Blanding | (H) | W | 64 | 40 |
| J24 Orlando AFB | (A) | W | 59 | 34 |
| J25 Welch Army Hospital | (A) | L | 40 | 45 |
| J26 Orlando AFB | (A) | W | 60 | 35 |
| J29 Auburn | (A) | L | 36 | 49 |
| J30 Auburn | (A) | L | 40 | 51 |
| F1 Georgia Tech | (A) | L | 53 | 64 |
| F2 Georgia | (A) | W | 67 | 56 |
| F5 Green Cove | (H) | L | 39 | 65 |
| F8 Auburn | (H) | L | 53 | 60 |
| F9 Auburn | (H) | W | 53 | 34 |
| F11 Jacksonville Cavs | (A) | W | 66 | 41 |
| F12 Green Cove | (A) | L | 38 | 53 |
| F18 Georgia | (H) | L | 41 | 44 |
| F23 Georgia Tech | (H) | L | 50 | 58 |
| SEC Tournament* | | | | |
| F28 Kentucky* | (N) | L | 32 | 69 |

1946-47 (17-9) (SEC 4-4, 6TH)

| | | | | |
|--|-----|---|----|----|
| Coach: Sam McAllister Captain: Game | | | | |
| D8 Southern | (H) | W | 47 | 24 |
| D9 Spring Hill | (H) | W | 49 | 36 |
| D13 Mississippi State | (A) | L | 25 | 55 |
| D15 Alabama | (A) | L | 18 | 45 |
| D17 Duke | (A) | L | 37 | 44 |
| D19 Banana River NAS | (A) | W | 54 | 44 |
| D20 Miami | (A) | L | 33 | 36 |
| D21 Miami | (A) | L | 35 | 39 |
| J3 Miami | (H) | W | 42 | 28 |
| J4 Miami | (H) | W | 61 | 28 |
| J7 Jacksonville NAS | (A) | W | 50 | 44 |
| J9 Daytona Beach | (A) | W | 45 | 31 |
| J11 Georgia | (H) | W | 50 | 47 |
| J14 Stetson | (A) | W | 39 | 31 |
| J17 Auburn | (H) | W | 48 | 32 |
| J18 Auburn | (H) | W | 39 | 28 |
| J23 Jacksonville NAS | (H) | L | 41 | 43 |
| J25 Tampa | (H) | W | 50 | 30 |
| F7 Auburn | (A) | W | 48 | 42 |
| F8 Auburn | (A) | L | 30 | 36 |
| F11 Banana River NAS | (H) | W | 58 | 37 |
| F14 Georgia | (A) | L | 43 | 59 |
| F19 Stetson | (H) | W | 56 | 38 |
| F21 Southern | (A) | W | 63 | 38 |
| F22 Tampa | (A) | W | 49 | 37 |
| SEC Tournament* | | | | |
| M1 Louisiana State* | (N) | L | 45 | 60 |

1947-48 (15-10) (SEC 5-7, 7TH)

| | | | | |
|--|-----|---|----|----|
| Coach: Sam McAllister Captain: Game | | | | |
| D3 Tampa | (H) | W | 70 | 43 |
| D8 Mississippi State | (H) | W | 53 | 47 |
| D12 Auburn | (H) | L | 41 | 43 |
| D13 Auburn | (H) | W | 47 | 39 |
| D19 Miami | (H) | L | 50 | 67 |
| D20 Miami | (H) | W | 58 | 55 |
| J5 Louisiana State | (A) | W | 38 | 36 |
| J6 Tulane | (A) | L | 35 | 52 |
| J10 Southern | (A) | W | 74 | 49 |
| J13 Jacksonville NAS | (H) | W | 82 | 51 |
| J17 Tampa | (A) | W | 40 | 30 |
| J20 Stetson | (A) | W | 55 | 31 |
| J23 Georgia | (H) | L | 52 | 55 |
| J24 Georgia | (H) | W | 46 | 38 |
| F6 Auburn | (A) | L | 50 | 53 |
| F7 Auburn | (A) | W | 39 | 37 |
| F10 Southern | (H) | W | 87 | 43 |
| F13 Georgia Tech | (H) | L | 42 | 65 |
| F14 Georgia | (A) | L | 44 | 56 |
| F17 Stetson | (H) | W | 48 | 39 |
| F20 Miami | (A) | W | 72 | 50 |
| F21 Miami | (A) | L | 49 | 52 |
| F25 Jacksonville NAS | (A) | W | 77 | 59 |
| F28 Georgia Tech | (A) | L | 55 | 63 |
| SEC Tournament* | | | | |
| M4 Kentucky* | (N) | L | 31 | 87 |

1948-49 (11-15) (SEC 4-8, 9TH)

| | | | | |
|---|-----|---|----|----|
| Coach: Sam McAllister Captain: Bill Atkinson | | | | |
| D4 Southern | (A) | W | 83 | 61 |
| D8 Stetson | (H) | W | 67 | 34 |
| D11 Louisiana State | (H) | L | 50 | 52 |
| D14 Tampa | (A) | W | 50 | 45 |
| D17 Tennessee | (H) | L | 52 | 58 |
| D28 Pittsburgh | (A) | L | 40 | 50 |
| D29 Pittsburgh | (A) | L | 39 | 45 |
| J3 Tulane | (H) | L | 51 | 63 |
| J8 Auburn | (H) | W | 61 | 45 |
| J12 Southern | (H) | L | 50 | 51 |
| J14 Miami | (A) | L | 65 | 75 |
| J15 Miami | (A) | L | 42 | 44 |
| J18 Stetson | (A) | W | 54 | 47 |
| J21 Georgia | (H) | L | 48 | 59 |
| F8 Lawrence Tech | (H) | W | 64 | 58 |
| F10 Georgia Tech | (A) | L | 49 | 57 |

| | | | | |
|-----------------------|-----|---|----|----|
| F11 Georgia | (A) | L | 39 | 63 |
| F12 Georgia | (A) | W | 55 | 49 |
| F15 Tampa | (H) | W | 68 | 62 |
| F17 Auburn | (A) | L | 43 | 44 |
| F18 Mississippi State | (A) | W | 40 | 37 |
| F19 Mississippi | (A) | W | 63 | 61 |
| F22 Miami | (H) | W | 90 | 56 |
| F23 Miami | (H) | L | 50 | 60 |
| F26 Georgia Tech | (H) | L | 56 | 66 |
| SEC Tournament* | | | | |
| M3 Kentucky* | (N) | L | 36 | 73 |

1949-50 (9-14) (SEC 4-10, 11TH)

| | | | | |
|--|-----|---|----|----|
| Coach: Sam McAllister Captains: Hans Tanzler, Julian Miller | | | | |
| D1 Florida Southern | (A) | W | 49 | 37 |
| D3 Mississippi State | (A) | W | 63 | 45 |
| D10 Miami | (A) | W | 60 | 53 |
| D16 Tulane | (A) | L | 50 | 69 |
| D17 Louisiana State | (A) | L | 49 | 73 |
| J7 Alabama | (H) | L | 48 | 51 |
| J9 Mississippi | (H) | L | 46 | 54 |
| J12 Stetson | (H) | W | 64 | 51 |
| J14 Auburn | (A) | L | 46 | 72 |
| J17 Tampa | (A) | L | 50 | 63 |
| J20 Georgia | (H) | W | 54 | 49 |
| J21 Georgia | (H) | L | 48 | 57 |
| F3 Tennessee | (A) | L | 56 | 65 |
| F4 Vanderbilt | (A) | L | 34 | 54 |
| F7 Florida Southern | (H) | L | 62 | 67 |
| F10 Georgia Tech | (A) | L | 38 | 69 |
| F11 Georgia | (A) | L | 77 | 52 |
| F14 Stetson | (A) | L | 53 | 57 |
| F18 Miami | (H) | W | 66 | 46 |
| F20 Auburn | (H) | W | 43 | 41 |
| F22 Tampa | (H) | W | 59 | 52 |
| F25 Georgia Tech | (H) | W | 59 | 41 |
| SEC Tournament* | | | | |
| M2 Louisiana State* | (N) | L | 57 | 66 |

1950-51 (11-12) (SEC 6-8, 8TH)

| | | | | |
|--|-----|---|----|---------|
| Coach: Sam McAllister Captain: Ted Jaycox | | | | |
| D6 Florida Southern | (H) | W | 71 | 51 |
| D9 Louisiana State | (A) | L | 59 | 77 |
| D14 Kentucky | (A) | L | 37 | 85 |
| D16 Tennessee | (A) | L | 54 | 60 |
| D18 Vanderbilt | (A) | L | 64 | 81 |
| J6 Stetson | (A) | W | 63 | 61 |
| J8 Mississippi | (H) | W | 69 | 58 |
| J12 Georgia | (A) | L | 48 | 61 |
| J13 Georgia Tech | (A) | W | 56 | 54 |
| J16 Stetson | (H) | W | 70 | 62 |
| J18 Tampa | (H) | L | 49 | 51 |
| J20 Alabama | (H) | W | 59 | 55 |
| F2 Miami | (A) | W | 78 | 71 |
| F3 Florida Southern | (A) | L | 58 | 69 |
| F6 Tulane | (H) | W | 72 | 64 |
| F10 Georgia | (H) | L | 58 | 75 |
| F13 Miami | (H) | W | 71 | 61 |
| F15 Tampa | (A) | L | 56 | 70 |
| F17 Auburn | (H) | W | 82 | 61 |
| F19 Mississippi State | (H) | W | 68 | 61 |
| F23 Auburn | (A) | L | 77 | 83 (OT) |
| F24 Alabama | (A) | L | 61 | 79 |
| SEC Tournament* | | | | |
| M1 Tulane* | (N) | L | 52 | 62 |

1951-52 (15-9) (SEC 7-7, 7TH)

| | | | | |
|--|-----|---|----|----|
| Coach: John Mauer Captain: Game | | | | |
| D5 Wofford | (H) | W | 76 | 52 |
| D8 Stetson | (H) | W | 63 | 56 |
| D15 Florida Southern | (H) | W | 79 | 51 |
| D17 Miami | (H) | W | 69 | 65 |
| D19 Tennessee | (H) | W | 58 | 47 |
| Gator Bowl Tournament* | | | | |
| D27 Clemson* | (N) | W | 73 | 62 |
| D28 Georgia* | (N) | W | 62 | 47 |

ALL-TIME RESULTS

| | | | | |
|----------------------|-----|---|----|-----|
| D29 Florida State | (A) | W | 61 | 51 |
| J3 Auburn | (H) | W | 64 | 63 |
| J5 Alabama | (H) | W | 55 | 53 |
| J12 Kentucky | (H) | L | 52 | 99 |
| J16 Georgia | (A) | W | 74 | 55 |
| J19 Vanderbilt | (H) | W | 86 | 70 |
| F2 Mississippi | (A) | L | 45 | 56 |
| F4 Alabama | (A) | L | 59 | 67 |
| F6 Mississippi State | (A) | L | 58 | 72 |
| F8 Auburn | (A) | L | 52 | 61 |
| F12 Georgia | (H) | W | 74 | 60 |
| F16 Georgia Tech | (H) | W | 81 | 73 |
| F18 Miami | (A) | L | 68 | 76 |
| F22 Tulane | (A) | L | 77 | 102 |
| F23 Louisiana State | (A) | L | 57 | 65 |
| SEC Tournament# | | | | |
| F29 Vanderbilt# | (N) | W | 66 | 63 |
| M1 Louisiana State# | (N) | L | 69 | 77 |

1952-53 (13-6) (SEC 8-5, 3RD)

Coach: John Mauer Captains: Roy Roberts, Rick Casares

| | | | | |
|---------------------------|-----|---|----|----|
| D10 Florida Southern | (H) | W | 74 | 56 |
| D13 Stetson | (H) | W | 77 | 74 |
| D15 Miami | (H) | L | 73 | 75 |
| D19 Mississippi State | (A) | W | 79 | 75 |
| Gator Bowl Tournament* | | | | |
| D29 Georgia Tech* | (N) | W | 68 | 60 |
| D30 Georgia St. Teachers* | (N) | W | 73 | 61 |
| J5 Alabama | (H) | W | 69 | 64 |
| J12 Vanderbilt | (A) | L | 73 | 85 |
| J16 Tulane | (H) | W | 87 | 57 |
| F2 Miami | (H) | W | 78 | 56 |
| F4 Auburn | (A) | W | 66 | 62 |
| F6 Alabama | (A) | W | 61 | 60 |
| F10 Louisiana State | (H) | L | 56 | 68 |
| F14 Georgia Tech | (A) | W | 76 | 65 |
| F16 Georgia | (A) | L | 58 | 61 |
| F21 Auburn | (A) | W | 71 | 67 |
| F23 Tennessee | (A) | L | 73 | 82 |
| F28 Mississippi | (H) | L | 61 | 64 |
| M2 Georgia | (H) | W | 79 | 73 |

1953-54 (7-15) (SEC 3-11, 10TH)

Coach: John Mauer Captain: Game

| | | | | |
|---------------------------|-----|---|-----|----|
| D5 Stetson | (H) | L | 55 | 74 |
| D9 Wofford | (A) | W | 100 | 63 |
| D12 Miami | (A) | L | 75 | 85 |
| D18 Tampa | (H) | W | 89 | 65 |
| Gator Bowl Tournament* | | | | |
| D28 Georgia St. Teachers* | (N) | L | 86 | 99 |
| D29 Georgia* | (N) | L | 72 | 84 |
| D30 Georgia Tech* | (N) | W | 63 | 59 |
| J2 Georgia | (H) | W | 76 | 64 |
| J9 Tulane | (A) | L | 64 | 86 |
| J11 Louisiana State | (A) | L | 59 | 91 |
| J15 Miami | (H) | W | 75 | 52 |
| J29 Auburn | (H) | L | 76 | 83 |
| F1 Alabama | (H) | L | 71 | 80 |
| F6 Tennessee | (H) | L | 58 | 62 |
| F8 Kentucky | (H) | L | 55 | 97 |
| F13 Auburn | (A) | L | 65 | 85 |
| F15 Alabama | (A) | L | 58 | 85 |
| F20 Mississippi State | (A) | L | 66 | 70 |
| F22 Mississippi | (A) | L | 66 | 86 |
| F27 Vanderbilt | (H) | L | 68 | 76 |
| M1 Georgia Tech | (H) | W | 77 | 59 |
| M6 Georgia | (A) | W | 78 | 76 |

1954-55 (12-10) (SEC 5-9, 9TH)

Coach: John Mauer Captain: Sonny Powell

| | | | | |
|------------------------|-----|---|----|----|
| D4 Wofford | (H) | W | 76 | 61 |
| D8 Rollins | (H) | W | 86 | 65 |
| D11 Stetson | (H) | W | 78 | 70 |
| D13 Tampa | (H) | W | 68 | 61 |
| D16 Miami | (A) | W | 70 | 61 |
| Gator Bowl Tournament* | | | | |

| | | | | |
|-----------------------|-----|---|----|-----|
| D28 Florida State* | (N) | W | 82 | 79 |
| D29 Spring Hill* | (N) | L | 60 | 66 |
| J3 Georgia | (H) | W | 81 | 68 |
| J8 Tulane | (H) | L | 74 | 85 |
| J10 Louisiana State | (H) | W | 78 | 73 |
| J13 Miami | (H) | W | 80 | 68 |
| J29 Auburn | (A) | L | 69 | 91 |
| J31 Alabama | (A) | W | 76 | 74 |
| F3 Kentucky | (A) | L | 63 | 87 |
| F5 Tennessee | (A) | L | 75 | 102 |
| F12 Auburn | (H) | L | 66 | 70 |
| F14 Alabama | (A) | L | 80 | 89 |
| F19 Mississippi State | (H) | W | 77 | 66 |
| F21 Mississippi | (H) | W | 78 | 72 |
| F26 Vanderbilt | (A) | L | 72 | 100 |
| F28 Georgia Tech | (A) | L | 68 | 88 |
| M4 Georgia | (A) | L | 61 | 69 |

1955-56 (11-12) (SEC 4-10, 11TH)

Coach: John Mauer Captain: Ted Copeland

| | | | | |
|-------------------------------|-----|---|-----|-----|
| D5 Wofford | (H) | W | 85 | 66 |
| D8 Rollins | (H) | W | 99 | 60 |
| D12 Tampa | (H) | W | 110 | 62 |
| D14 Stetson | (H) | W | 92 | 74 |
| D19 Miami | (A) | W | 74 | 69 |
| All-American City Tournament* | | | | |
| D28 Pittsburgh* | (N) | W | 98 | 72 |
| D30 Evansville* | (N) | L | 69 | 85 |
| D31 Kentucky Wesleyan* | (A) | L | 62 | 73 |
| J2 Auburn | (A) | L | 77 | 89 |
| J7 Tulane | (A) | W | 61 | 54 |
| J9 Louisiana State | (A) | L | 90 | 91 |
| J13 Miami | (H) | W | 87 | 85 |
| J30 Georgia | (A) | L | 73 | 93 |
| F4 Tennessee | (H) | W | 68 | 64 |
| F6 Kentucky | (H) | L | 70 | 81 |
| F11 Auburn | (A) | L | 73 | 77 |
| F13 Alabama | (A) | L | 74 | 109 |
| F18 Mississippi State | (A) | L | 74 | 84 |
| F20 Mississippi | (A) | L | 77 | 90 |
| F25 Vanderbilt | (H) | L | 75 | 80 |
| F27 Georgia Tech | (H) | W | 66 | 48 |
| M3 Georgia | (H) | W | 82 | 69 |
| M5 Alabama | (H) | L | 75 | 82 |

1956-57 (14-10) (SEC 6-8, 8TH)

Coach: John Mauer Captain: Bob Emrick

| | | | | |
|------------------------|-----|---|-----|----|
| D5 Tampa | (H) | W | 94 | 63 |
| D8 Stetson | (H) | W | 84 | 69 |
| D10 Florida State | (H) | W | 67 | 65 |
| D15 Miami | (A) | W | 89 | 65 |
| Carrousel Tournament* | | | | |
| D17 Muhlenberg* | (N) | W | 97 | 90 |
| D18 Wake Forest* | (N) | L | 53 | 55 |
| D19 St. Joseph's* | (N) | W | 86 | 72 |
| Gator Bowl Tournament# | | | | |
| D27 South Carolina# | (N) | L | 71 | 77 |
| D28 Clemson# | (N) | W | 105 | 71 |
| D31 Georgia | (H) | L | 62 | 69 |
| J5 Tulane | (H) | W | 70 | 62 |
| J7 Louisiana State | (H) | W | 74 | 50 |
| J10 Miami | (H) | W | 98 | 63 |
| J26 Alabama | (A) | W | 93 | 71 |
| J28 Auburn | (A) | L | 61 | 76 |
| F2 Kentucky | (A) | L | 61 | 88 |
| F4 Tennessee | (A) | L | 79 | 97 |
| F9 Auburn | (H) | L | 70 | 73 |
| F11 Alabama | (H) | L | 65 | 66 |
| F16 Mississippi State | (H) | W | 89 | 80 |
| F18 Mississippi | (H) | W | 92 | 81 |
| F23 Vanderbilt | (A) | L | 59 | 76 |
| F25 Georgia Tech | (A) | L | 57 | 64 |
| M2 Georgia | (A) | W | 85 | 65 |

1957-58 (12-9) (SEC 7-8, 9TH)

Coach: John Mauer Captain: Joe Hobbs

| | | | | |
|------------------------|-----|---|----|-----|
| D4 Stetson | (H) | W | 79 | 65 |
| D7 Georgia | (A) | L | 60 | 66 |
| D11 Florida State | (A) | W | 71 | 70 |
| D16 Rollins | (H) | W | 87 | 63 |
| D21 Miami | (A) | W | 73 | 64 |
| Gator Bowl Tournament* | | | | |
| D30 Clemson* | (N) | W | 76 | 64 |
| D31 Georgia* | (N) | W | 76 | 65 |
| J4 Tulane | (A) | L | 75 | 84 |
| J6 Louisiana State | (A) | W | 81 | 57 |
| J11 Auburn | (H) | W | 90 | 66 |
| J13 Alabama | (H) | W | 66 | 62 |
| J16 Miami | (H) | W | 75 | 70 |
| J31 Kentucky | (H) | L | 56 | 78 |
| F3 Tennessee | (H) | L | 91 | 100 |
| F8 Auburn | (A) | L | 69 | 76 |
| F10 Alabama | (A) | L | 55 | 62 |
| F15 Mississippi State | (A) | L | 78 | 90 |
| F17 Mississippi | (A) | L | 65 | 67 |
| F22 Vanderbilt | (H) | W | 73 | 53 |
| F24 Georgia Tech | (H) | L | 61 | 62 |
| M1 Georgia | (H) | W | 90 | 73 |

1958-59 (8-15) (SEC 2-12, 11TH)

Coach: John Mauer Captains: Charlie Pike, Dick Hoban

| | | | | |
|------------------------|-----|---|-----|-----|
| D1 Erskine | (H) | W | 107 | 61 |
| D3 Georgia | (H) | L | 63 | 66 |
| D8 Stetson | (H) | W | 73 | 62 |
| D10 Rollins | (H) | W | 84 | 54 |
| D13 Florida State | (A) | L | 60 | 82 |
| D17 Miami | (A) | L | 82 | 92 |
| D20 Florida Southern | (H) | W | 78 | 63 |
| Gator Bowl Tournament* | | | | |
| D29 Mississippi* | (N) | L | 47 | 71 |
| D30 Georgia* | (N) | W | 58 | 55 |
| J3 Tulane | (H) | L | 62 | 68 |
| J5 Louisiana State | (H) | W | 69 | 63 |
| J10 Auburn | (H) | L | 54 | 63 |
| J12 Alabama | (H) | L | 77 | 82 |
| J15 Miami | (H) | W | 85 | 70 |
| J31 Kentucky | (A) | L | 51 | 94 |
| F2 Tennessee | (A) | L | 70 | 100 |
| F7 Alabama | (A) | L | 59 | 67 |
| F9 Auburn | (A) | L | 71 | 93 |
| F14 Mississippi State | (H) | L | 68 | 105 |
| F16 Mississippi | (H) | W | 102 | 97 |
| F21 Vanderbilt | (A) | L | 66 | 77 |
| F23 Georgia Tech | (A) | L | 72 | 76 |
| F28 Georgia | (A) | L | 67 | 85 |

1959-60 (6-16) (SEC 3-11, 11TH)

Coach: John Mauer Captain: Bob Sherwood

| | | | | |
|-----------------------|-----|---|----|---------|
| D2 Tampa | (H) | W | 79 | 63 |
| D5 Florida State | (H) | W | 81 | 71 |
| D7 Florida Southern | (H) | W | 88 | 70 |
| D12 Georgia | (A) | L | 61 | 75 |
| D15 Stetson | (H) | L | 74 | 79 |
| D19 Miami | (A) | L | 77 | 79 |
| Hurricane Classic* | | | | |
| D28 Xavier* | (N) | L | 74 | 86 |
| D29 Brigham Young* | (N) | L | 65 | 74 |
| J2 Louisiana State | (A) | W | 73 | 63 |
| J4 Tulane | (A) | L | 55 | 71 |
| J9 Auburn | (H) | L | 69 | 73 |
| J11 Alabama | (H) | W | 89 | 76 |
| J14 Miami | (H) | L | 65 | 70 (OT) |
| J29 Kentucky | (H) | L | 62 | 75 |
| F1 Tennessee | (H) | L | 68 | 84 |
| F6 Alabama | (A) | L | 56 | 67 |
| F8 Auburn | (A) | L | 51 | 89 |
| F13 Mississippi | (A) | L | 81 | 90 |
| F15 Mississippi State | (A) | L | 75 | 81 |
| F20 Vanderbilt | (H) | W | 81 | 75 (OT) |
| F22 Georgia Tech | (H) | L | 55 | 69 (OT) |
| F27 Georgia | (H) | L | 73 | 75 |

ALL-TIME RESULTS

1960-61 (15-11) (SEC 9-5, 4TH)

Coach: Norm Sloan Captain: Bob Shiver

| | | | | |
|------------------------|-----|---|----|---------|
| D2 Wake Forest | (A) | L | 79 | 85 |
| D5 Rice | (A) | L | 63 | 68 |
| D6 Southern Methodist | (A) | L | 64 | 74 |
| D10 Texas Tech | (H) | W | 79 | 76 |
| D14 Florida State | (A) | W | 74 | 67 |
| D17 Miami | (A) | L | 74 | 93 |
| D21 Duke | (A) | L | 64 | 83 |
| Gator Bowl Tournament* | | | | |
| D28 Jacksonville* | (N) | W | 82 | 68 |
| D29 Navy* | (N) | L | 62 | 69 (OT) |
| D30 Georgia* | (N) | W | 73 | 58 |
| J7 Louisiana State | (H) | W | 79 | 75 |
| J9 Tulane | (H) | W | 83 | 79 |
| J11 Miami | (H) | W | 81 | 73 |
| J13 Auburn | (A) | W | 58 | 53 |
| J28 Georgia | (A) | W | 90 | 68 |
| J30 Alabama | (H) | W | 52 | 50 |
| F4 Kentucky | (A) | L | 68 | 89 |
| F6 Tennessee | (A) | L | 68 | 83 |
| F11 Alabama | (A) | L | 56 | 64 |
| F13 Auburn | (A) | W | 78 | 60 |
| F18 Mississippi State | (H) | W | 59 | 57 |
| F20 Mississippi | (H) | W | 81 | 77 (OT) |
| F22 Florida State | (H) | W | 75 | 74 |
| F25 Vanderbilt | (A) | L | 60 | 77 |
| F27 Georgia Tech | (A) | L | 50 | 52 |
| M4 Georgia | (A) | W | 78 | 74 |

1961-62 (12-11) (SEC 8-6, 4TH)

Coach: Norm Sloan Captain: Lou Merchant

| | | | | |
|------------------------|-----|---|-----|---------|
| D1 Duke | (A) | L | 58 | 80 |
| D4 Rice | (H) | W | 70 | 67 |
| D7 Florida State | (H) | L | 71 | 85 |
| D12 Wake Forest | (H) | W | 71 | 65 |
| D16 Miami | (A) | L | 61 | 66 |
| D19 Georgia | (A) | L | 72 | 78 (OT) |
| Gator Bowl Tournament* | | | | |
| D28 Navy* | (N) | W | 68 | 63 |
| D29 Virginia Tech* | (N) | L | 69 | 78 |
| J6 Louisiana State | (A) | L | 57 | 74 |
| J8 Tulane | (A) | L | 47 | 59 |
| J11 Miami | (H) | W | 74 | 62 |
| J13 Auburn | (H) | W | 43 | 40 |
| J15 Alabama | (H) | W | 74 | 53 |
| F2 Kentucky | (H) | L | 69 | 81 |
| F5 Tennessee | (H) | W | 92 | 83 |
| F10 Alabama | (A) | W | 69 | 62 |
| F12 Auburn | (A) | L | 60 | 64 |
| F17 Mississippi State | (A) | L | 45 | 67 |
| F19 Mississippi | (A) | W | 63 | 62 |
| F21 Florida State | (A) | L | 56 | 79 |
| F24 Vanderbilt | (H) | W | 78 | 68 |
| F26 Georgia Tech | (H) | W | 82 | 75 (OT) |
| M3 Georgia | (H) | W | 105 | 78 |

1962-63 (12-14) (SEC 5-9, 9TH)

Coach: Norm Sloan Captain: Buddy Bales

| | | | | |
|------------------------|-----|---|-----|----------|
| N30 Miami | (A) | L | 87 | 91 (OT) |
| D3 Jacksonville | (H) | W | 82 | 81 (2OT) |
| D6 Florida State | (A) | W | 80 | 59 |
| D8 Texas Tech | (A) | W | 71 | 69 (OT) |
| D10 Tulsa | (A) | L | 79 | 85 |
| D15 Wake Forest | (H) | W | 73 | 67 |
| Gator Bowl Tournament* | | | | |
| D27 Rice* | (N) | W | 66 | 57 |
| D28 Georgia Tech* | (N) | L | 61 | 63 |
| J5 Louisiana State | (H) | L | 63 | 72 |
| J7 Tulane | (H) | W | 109 | 74 |
| J10 Miami | (H) | L | 77 | 86 |
| J12 Auburn | (H) | L | 56 | 81 |
| J14 Alabama | (H) | W | 69 | 67 (OT) |
| J19 Georgia | (H) | W | 90 | 58 |
| J23 Florida State | (H) | W | 90 | 86 |
| J28 The Citadel | (H) | W | 83 | 75 |
| J30 West Virginia | (A) | L | 67 | 114 |

| | | | | |
|-----------------------|-----|---|----|----|
| F2 Kentucky | (A) | L | 71 | 94 |
| F4 Tennessee | (A) | W | 84 | 73 |
| F9 Alabama | (A) | L | 74 | 75 |
| F11 Auburn | (A) | L | 59 | 88 |
| F16 Mississippi State | (H) | W | 73 | 52 |
| F18 Mississippi | (H) | L | 63 | 72 |
| F23 Vanderbilt | (A) | L | 74 | 78 |
| F25 Georgia Tech | (A) | L | 69 | 89 |
| M2 Georgia | (A) | L | 77 | 79 |

1963-64 (12-10) (SEC 6-8, 9TH)

Coach: Norm Sloan Captains: Tom Barbee, Mont Highley

| | | | | |
|------------------------|-----|---|-----|----|
| D3 Florida State | (A) | W | 78 | 55 |
| D7 Miami | (A) | L | 79 | 95 |
| D11 Tampa | (H) | W | 108 | 75 |
| D21 Tulsa | (H) | L | 82 | 86 |
| Gator Bowl Tournament* | | | | |
| D26 Manhattan* | (N) | W | 100 | 75 |
| D27 Air Force* | (N) | W | 74 | 68 |
| J4 Tulane | (A) | W | 86 | 79 |
| J6 Louisiana State | (A) | L | 65 | 87 |
| J9 Miami | (H) | W | 114 | 91 |
| J11 Auburn | (H) | W | 63 | 46 |
| J18 Georgia | (H) | L | 57 | 59 |
| J22 Florida State | (H) | W | 52 | 50 |
| J27 Alabama | (H) | W | 86 | 60 |
| F1 Kentucky | (H) | L | 72 | 77 |
| F3 Tennessee | (H) | L | 58 | 59 |
| F8 Alabama | (A) | W | 97 | 71 |
| F10 Auburn | (A) | L | 58 | 79 |
| F15 Mississippi State | (A) | L | 61 | 68 |
| F17 Mississippi | (A) | L | 91 | 98 |
| F22 Vanderbilt | (H) | L | 79 | 91 |
| F24 Georgia Tech | (H) | W | 92 | 73 |
| F29 Georgia | (A) | W | 69 | 64 |

1964-65 (18-7) (SEC 11-5, 4TH)

Coach: Norm Sloan Captain: Brooks Henderson

| | | | | |
|------------------------|-----|---|-----|----|
| D2 VMI | (H) | W | 68 | 59 |
| D5 Stetson | (H) | W | 90 | 57 |
| D9 Florida State | (A) | L | 50 | 51 |
| D19 Miami | (A) | L | 58 | 67 |
| D21 North Carolina | (H) | W | 73 | 54 |
| Gator Bowl Tournament* | | | | |
| D29 Wake Forest* | (N) | W | 82 | 65 |
| D30 Texas* | (N) | W | 62 | 49 |
| J2 Tulane | (H) | W | 85 | 63 |
| J4 Louisiana State | (H) | W | 102 | 62 |
| J9 Auburn | (A) | L | 63 | 74 |
| J14 Mississippi State | (A) | W | 74 | 59 |
| J16 Mississippi | (A) | W | 60 | 39 |
| J21 Miami | (H) | W | 86 | 69 |
| J23 Kentucky | (H) | W | 84 | 68 |
| J25 Alabama | (A) | W | 67 | 51 |
| J30 Kentucky | (A) | L | 61 | 78 |
| F1 Tennessee | (A) | L | 43 | 75 |
| F8 Auburn | (H) | L | 79 | 83 |
| F13 Mississippi State | (H) | W | 68 | 51 |
| F15 Mississippi | (H) | W | 85 | 53 |
| F20 Vanderbilt | (A) | L | 78 | 80 |
| F23 Florida State | (H) | W | 77 | 65 |
| F27 Georgia | (A) | W | 83 | 74 |
| M1 Tennessee | (H) | W | 58 | 56 |
| M5 Georgia | (H) | W | 90 | 66 |

1965-66 (16-10) (SEC 9-7, 5TH)

Coach: Norm Sloan Captains: Paul Morton, Bob Hoffmann

| | | | | |
|------------------------|-----|---|----|----|
| D1 Jacksonville | (H) | W | 80 | 59 |
| D4 Miami | (A) | W | 77 | 66 |
| D8 Florida State | (H) | W | 75 | 62 |
| D18 North Carolina | (A) | L | 59 | 66 |
| D21 Washington | (A) | W | 66 | 60 |
| D22 Washington | (A) | L | 69 | 78 |
| Gator Bowl Tournament* | | | | |
| D29 DePaul* | (N) | W | 72 | 64 |
| D30 Penn State* | (N) | L | 52 | 54 |

| | | | | |
|-----------------------|-----|---|-----|----|
| J3 Alabama | (H) | W | 56 | 53 |
| J8 Kentucky | (H) | L | 64 | 78 |
| J12 Miami | (H) | W | 111 | 66 |
| J15 Mississippi | (H) | W | 79 | 49 |
| J18 Florida State | (A) | W | 74 | 65 |
| J22 Georgia | (A) | W | 65 | 52 |
| J24 Auburn | (A) | W | 68 | 64 |
| J29 Mississippi | (A) | W | 96 | 61 |
| J31 Mississippi State | (A) | L | 68 | 76 |
| F5 Tennessee | (A) | L | 47 | 76 |
| F7 Kentucky | (A) | L | 75 | 85 |
| F9 Auburn | (H) | L | 66 | 86 |
| F14 Mississippi State | (H) | W | 78 | 74 |
| F19 Vanderbilt | (H) | L | 86 | 89 |
| F21 Tennessee | (H) | W | 67 | 63 |
| F26 Tulane | (A) | W | 76 | 59 |
| F28 Louisiana State | (A) | L | 73 | 86 |
| M4 Georgia | (H) | W | 59 | 49 |

1966-67 (21-4) (SEC 14-4, 2ND)

Coach: Tommy Bartlett Captain: Skip Highley

| | | | | |
|------------------------|-----|---|-----|----|
| D1 Jacksonville | (A) | W | 93 | 59 |
| D3 Miami | (A) | W | 113 | 88 |
| D7 Florida State | (H) | W | 50 | 30 |
| D17 Kentucky | (A) | W | 78 | 75 |
| D19 Vanderbilt | (A) | L | 69 | 77 |
| Gator Bowl Tournament* | | | | |
| D28 Georgia* | (N) | W | 78 | 64 |
| D29 Virginia Tech* | (N) | W | 92 | 73 |
| D31 Mississippi | (H) | W | 79 | 63 |
| J2 Mississippi State | (H) | W | 63 | 54 |
| J7 Louisiana State | (A) | W | 87 | 70 |
| J9 Mississippi | (A) | W | 78 | 63 |
| J14 Kentucky | (H) | W | 89 | 72 |
| J16 Tennessee | (H) | L | 53 | 66 |
| J21 Tennessee | (A) | L | 42 | 56 |
| J23 Georgia | (A) | W | 63 | 61 |
| J28 Alabama | (A) | W | 86 | 74 |
| J30 Auburn | (A) | L | 61 | 87 |
| F4 Vanderbilt | (H) | W | 83 | 75 |
| F6 Alabama | (H) | W | 82 | 50 |
| F8 Miami | (H) | W | 73 | 57 |
| F11 Louisiana State | (H) | W | 95 | 71 |
| F18 Auburn | (H) | W | 70 | 59 |
| F22 Florida State | (A) | W | 90 | 75 |
| F25 Mississippi State | (A) | W | 59 | 54 |
| M4 Georgia | (H) | W | 96 | 63 |

1967-68 (15-10) (SEC 11-7, 5TH)

Coach: Tommy Bartlett Captain: David Miller

| | | | | |
|------------------------|-----|---|-----|----|
| D1 Jacksonville | (H) | W | 109 | 73 |
| D4 Kentucky | (A) | L | 76 | 99 |
| D7 Florida State | (A) | W | 95 | 87 |
| D9 West Virginia | (A) | W | 82 | 72 |
| D18 Vanderbilt | (H) | W | 74 | 72 |
| D20 Wisconsin | (A) | L | 81 | 86 |
| Gator Bowl Tournament* | | | | |
| D27 St. Joseph's* | (N) | L | 69 | 89 |
| D28 Mississippi State* | (N) | L | 65 | 66 |
| J1 Mississippi State | (A) | L | 55 | 56 |
| J3 Mississippi | (A) | W | 70 | 68 |
| J6 Louisiana State | (H) | W | 97 | 90 |
| J8 Mississippi | (H) | W | 94 | 75 |
| J13 Kentucky | (H) | W | 96 | 78 |
| J15 Tennessee | (A) | L | 52 | 67 |
| J20 Tennessee | (H) | W | 59 | 46 |
| J22 Georgia | (H) | W | 90 | 63 |
| J27 Alabama | (H) | W | 88 | 75 |
| J29 Auburn | (H) | W | 65 | 60 |
| F3 Vanderbilt | (A) | W | 91 | 85 |
| F5 Alabama | (A) | W | 64 | 59 |
| F10 Louisiana State | (A) | L | 92 | 93 |
| F17 Auburn | (A) | L | 65 | 73 |
| F21 Florida State | (H) | W | 89 | 62 |
| F24 Mississippi State | (H) | L | 67 | 71 |
| M2 Georgia | (A) | L | 83 | 97 |

ALL-TIME RESULTS

1968-69 (18-9) (SEC 12-6, 3RD)

Coach: Tommy Bartlett Captain: Neal Walk

| | | | | |
|------------------------|-------|---|-----|---------|
| D6 Jacksonville | (A) | L | 64 | 67 |
| D7 Miami | (A) | W | 111 | 62 |
| D16 Alabama | (A) | W | 56 | 45 |
| D18 Louisiana State | (A) | L | 89 | 93 (OT) |
| D21 Wisconsin | (H) | W | 71 | 66 |
| Gator Bowl Tournament* | | | | |
| D26 Northwestern* | (N) | L | 72 | 76 |
| D27 Georgia* | (N) | W | 82 | 77 |
| D31 Bucknell | (H) | W | 74 | 70 |
| J4 Auburn | (H) | W | 68 | 59 |
| J6 Vanderbilt | (H) | L | 55 | 62 |
| J11 Kentucky | (A) | L | 67 | 88 |
| J13 Tennessee | (A) | L | 63 | 64 |
| J18 Furman | (H) | W | 110 | 65 |
| J25 Mississippi State | (H) | W | 70 | 64 |
| J27 Mississippi | (H) | W | 88 | 66 |
| F1 Georgia | (A) | W | 73 | 69 |
| F8 Auburn | (A) | L | 80 | 81 (OT) |
| F10 Vanderbilt | (A) | W | 75 | 73 |
| F12 Louisiana State | (H) | W | 95 | 79 |
| F15 Kentucky | (H) | W | 82 | 81 |
| F17 Tennessee | (H) | W | 65 | 63 |
| F22 Mississippi State | (A) | W | 96 | 79 |
| F24 Mississippi | (A) | L | 77 | 79 |
| M1 Georgia | (H) | W | 96 | 78 |
| M3 West Virginia | (A) | W | 75 | 57 |
| M8 Alabama | (A) | W | 73 | 60 |
| NIT# | | | | |
| M13 Temple# | (MSG) | L | 66 | 82 |

1969-70 (9-17) (SEC 6-12, 8TH)

Coach: Tommy Bartlett Captain: Andy Owens

| | | | | |
|------------------------|-----|---|----|---------|
| Sunshine Classic* | | | | |
| D1 Morehead State* | (N) | L | 73 | 82 |
| D2 East Tennessee* | (N) | W | 68 | 49 |
| D6 Northwestern | (A) | L | 79 | 83 |
| D20 Louisville | (H) | L | 87 | 94 |
| D23 Harvard | (H) | W | 95 | 75 |
| Gator Bowl Tournament# | | | | |
| D29 Virginia Tech# | (N) | W | 48 | 45 |
| D30 Florida State# | (N) | L | 63 | 88 |
| J3 Auburn | (A) | L | 75 | 91 |
| J5 Vanderbilt | (A) | L | 79 | 90 |
| J7 Alabama | (H) | W | 79 | 70 |
| J10 Kentucky | (H) | L | 69 | 88 |
| J12 Tennessee** | (H) | W | 57 | 56 (OT) |
| J17 West Virginia | (A) | L | 87 | 88 (OT) |
| J24 Mississippi State | (A) | L | 77 | 79 |
| J26 Mississippi | (A) | L | 77 | 79 |
| J31 Georgia | (H) | L | 64 | 68 |
| F4 Louisiana State | (H) | L | 75 | 97 |
| F7 Auburn | (H) | W | 70 | 68 |
| F9 Vanderbilt | (A) | W | 81 | 79 (OT) |
| F11 Louisiana State | (A) | L | 85 | 94 |
| F14 Kentucky | (A) | L | 66 | 110 |
| F16 Tennessee | (A) | L | 61 | 72 |
| F21 Mississippi State | (H) | W | 87 | 70 |
| F23 Mississippi | (H) | W | 63 | 62 |
| F28 Georgia | (A) | L | 69 | 85 |
| M7 Alabama | (A) | L | 79 | 89 |

**500th win

1970-71 (11-15) (SEC 8-10, 7TH)

Coach: Tommy Bartlett Captain: Earl Findley

| | | | | |
|------------------------|-----|---|----|---------|
| D1 Samford | (H) | W | 79 | 74 |
| D5 Louisville | (A) | L | 87 | 105 |
| D7 Houston | (H) | L | 60 | 61 |
| D18 Louisiana State | (A) | L | 77 | 87 |
| D21 Northwestern | (H) | W | 88 | 73 |
| D23 Fordham | (H) | L | 65 | 72 |
| Gator Bowl Tournament* | | | | |
| D28 Georgia Tech* | (N) | L | 58 | 69 |
| D29 Bradley* | (N) | L | 65 | 70 |
| J2 Auburn | (H) | W | 66 | 60 |
| J4 Vanderbilt | (H) | W | 84 | 82 (OT) |

| | | | | |
|-----------------------|-----|---|-----|-----|
| J6 Alabama | (A) | L | 63 | 70 |
| J9 Kentucky | (A) | L | 75 | 101 |
| J11 Tennessee | (A) | L | 75 | 85 |
| J14 Mississippi State | (H) | L | 58 | 72 |
| J25 Mississippi | (H) | W | 106 | 86 |
| J30 Georgia | (A) | W | 88 | 79 |
| F6 Auburn | (A) | L | 70 | 85 |
| F8 Vanderbilt | (A) | L | 81 | 92 |
| F10 Louisiana State | (H) | L | 74 | 86 |
| F13 Kentucky | (H) | W | 74 | 65 |
| F15 Tennessee | (H) | W | 56 | 55 |
| F20 Mississippi State | (A) | L | 65 | 70 |
| F22 Mississippi | (A) | W | 85 | 68 |
| F27 Georgia | (H) | L | 61 | 62 |
| M1 West Virginia | (H) | W | 72 | 71 |
| M6 Alabama | (H) | W | 79 | 66 |

1971-72 (10-15) (SEC 4-14, 10TH)

Coach: Tommy Bartlett Captain: Jerry Hoover

| | | | | |
|------------------------|-----|---|-----|-----|
| D1 Louisville | (H) | W | 70 | 69 |
| D4 South Florida | (H) | W | 116 | 87 |
| D14 South Florida | (A) | W | 98 | 77 |
| D18 Army (MSG) | (N) | W | 80 | 71 |
| D22 Louisiana State | (H) | W | 92 | 81 |
| Gator Bowl Tournament* | | | | |
| D28 Columbia* | (N) | W | 87 | 47 |
| D29 Illinois* | (N) | L | 75 | 76 |
| J3 Alabama | (H) | W | 79 | 77 |
| J8 Auburn | (A) | L | 74 | 79 |
| J10 Vanderbilt | (A) | L | 87 | 104 |
| J15 Kentucky | (H) | W | 72 | 70 |
| J17 Tennessee | (H) | L | 50 | 61 |
| J24 Louisiana State | (A) | L | 73 | 84 |
| J29 Mississippi State | (A) | L | 68 | 69 |
| J31 Mississippi | (A) | L | 72 | 86 |
| F5 Georgia | (H) | L | 63 | 74 |
| F12 Auburn | (H) | L | 100 | 103 |
| F14 Vanderbilt | (H) | L | 74 | 90 |
| F19 Kentucky | (A) | L | 68 | 95 |
| F21 Tennessee | (A) | L | 52 | 55 |
| F26 Mississippi State | (H) | W | 88 | 80 |
| F28 Mississippi | (H) | L | 74 | 87 |
| F29 Chicago State | (H) | W | 120 | 69 |
| M4 Georgia | (A) | L | 72 | 75 |
| M11 Alabama | (A) | L | 82 | 86 |

1972-73 (11-15) (SEC 7-11, 7TH)

Coach: Tommy Bartlett Captain: Tony Miller

| | | | | |
|------------------------|-----|---|-----|---------|
| D1 Valdosta State | (H) | W | 100 | 76 |
| D9 Fordham | (A) | L | 69 | 78 |
| D16 Georgia Tech | (H) | W | 78 | 69 |
| D20 Louisville | (A) | L | 57 | 69 |
| D22 Louisiana State | (A) | L | 54 | 67 |
| Gator Bowl Tournament* | | | | |
| D26 Rutgers* | (N) | L | 79 | 81 (OT) |
| D27 Miami (Ohio) | (N) | L | 72 | 88 |
| J3 Alabama | (A) | L | 56 | 69 |
| J6 Auburn | (H) | W | 65 | 55 |
| J8 Vanderbilt | (H) | W | 80 | 72 |
| J13 Kentucky | (A) | L | 65 | 95 |
| J15 Tennessee | (A) | L | 56 | 75 |
| J20 Virginia Tech | (H) | W | 92 | 75 |
| J22 Louisiana State | (H) | W | 73 | 70 |
| J24 Alabama | (H) | L | 74 | 82 |
| J27 Mississippi State | (H) | W | 66 | 64 |
| J29 Mississippi | (H) | W | 65 | 59 |
| F3 Georgia | (A) | L | 78 | 81 |
| F5 Georgia Tech | (A) | W | 87 | 85 (OT) |
| F10 Auburn | (A) | W | 76 | 75 (OT) |
| F12 Vanderbilt | (A) | L | 71 | 78 |
| F17 Kentucky | (H) | L | 83 | 94 |
| F19 Tennessee | (H) | L | 83 | 87 |
| F24 Mississippi State | (A) | L | 75 | 81 |
| F26 Mississippi | (A) | L | 80 | 97 |
| M3 Georgia | (A) | W | 77 | 72 |

1973-74 (15-11) (SEC 9-9, 5TH)

Coach: John Lotz Captains: Tim Fletcher, Mark Thompson, Steve Williams

| | | | | |
|--------------------------|-----|---|-----|-----|
| D1 South Florida | (H) | W | 81 | 69 |
| D3 Sewanee | (H) | W | 98 | 59 |
| D8 Houston | (A) | L | 73 | 97 |
| D17 Central Missouri St. | (H) | W | 109 | 72 |
| D22 Virginia Tech | (A) | L | 74 | 85 |
| Gator Bowl Tournament* | | | | |
| D26 Jacksonville* | (A) | W | 64 | 62 |
| D27 Duke* | (N) | W | 77 | 60 |
| J2 Georgia Tech | (A) | W | 70 | 68 |
| J5 Mississippi State | (A) | L | 70 | 91 |
| J7 Louisiana State | (H) | W | 72 | 68 |
| J12 Georgia | (H) | L | 71 | 75 |
| J14 Auburn | (A) | W | 92 | 81 |
| J19 Tennessee | (H) | L | 72 | 75 |
| J21 Mississippi | (H) | L | 73 | 83 |
| J26 Kentucky | (H) | L | 82 | 91 |
| J28 Alabama | (A) | L | 79 | 98 |
| F2 Vanderbilt | (A) | L | 52 | 58 |
| F4 Mississippi State | (H) | W | 78 | 75 |
| F9 Louisiana State | (A) | L | 81 | 102 |
| F11 Georgia | (A) | W | 87 | 74 |
| F16 Auburn | (A) | W | 85 | 77 |
| F18 Tennessee | (A) | L | 57 | 85 |
| F23 Mississippi | (H) | W | 77 | 61 |
| F25 Kentucky | (A) | W | 75 | 65 |
| M2 Alabama | (H) | W | 64 | 61 |
| M9 Vanderbilt | (H) | W | 80 | 77 |

1974-75 (12-16) (SEC 8-10, 6TH)

Coach: John Lotz Captain: Chip Williams

| | | | | |
|----------------------|-----|---|-----|-----------|
| D2 Virginia Tech | (H) | L | 85 | 86 |
| D7 UNC Charlotte | (H) | W | 89 | 78 |
| D9 NW Missouri State | (H) | W | 114 | 51 |
| D17 Furman | (A) | L | 65 | 86 |
| D21 Texas Christian | (A) | W | 73 | 61 |
| D23 Stanford | (A) | L | 70 | 80 |
| Rainbow Classic* | | | | |
| D27 Indiana* | (N) | L | 84 | 98 |
| D28 Pennsylvania* | (N) | L | 88 | 100 |
| D30 San Jose State* | (N) | L | 80 | 83 |
| J2 Georgia Tech | (H) | W | 90 | 69 |
| J4 Mississippi State | (H) | W | 94 | 82 |
| J6 Louisiana State | (A) | L | 91 | 92 |
| J11 Georgia | (A) | W | 83 | 69 |
| J13 Auburn | (H) | L | 68 | 84 |
| J18 Tennessee | (A) | L | 56 | 59 |
| J20 Mississippi | (H) | W | 85 | 80 |
| J25 Kentucky | (A) | L | 65 | 87 |
| J27 Alabama | (H) | L | 67 | 73 |
| F1 Vanderbilt | (H) | W | 101 | 90 (OT) |
| F3 Mississippi State | (A) | W | 107 | 104 (2OT) |
| F8 Louisiana State | (H) | W | 92 | 76 |
| F10 Georgia | (H) | W | 66 | 65 |
| F15 Auburn | (A) | L | 75 | 76 |
| F17 Tennessee | (H) | L | 84 | 85 |
| F22 Mississippi | (A) | L | 92 | 101 |
| F24 Kentucky | (H) | W | 66 | 58 |
| M1 Alabama | (A) | L | 75 | 100 |
| M8 Vanderbilt | (A) | L | 83 | 102 |

1975-76 (12-14) (SEC 7-11, 6TH)

Coach: John Lotz Captains: Gene Shy, Mike Lederman

| | | | | |
|------------------------|-----|---|-----|---------|
| N29 Furman | (H) | W | 87 | 69 |
| D2 East Tennessee | (H) | W | 74 | 61 |
| D6 UNC Charlotte | (A) | L | 64 | 73 |
| D13 Virginia Tech | (A) | L | 60 | 90 |
| D16 Missouri Western | (H) | W | 99 | 70 |
| Gator Bowl Tournament* | | | | |
| D26 Jacksonville* | (A) | W | 65 | 64 |
| D27 Wake Forest* | (N) | L | 75 | 78 (OT) |
| D30 Roosevelt | (H) | W | 121 | 54 |
| J3 Mississippi | (A) | W | 70 | 58 |
| J5 Louisiana State | (A) | L | 79 | 85 |
| J10 Mississippi State | (H) | W | 90 | 78 |

ALL-TIME RESULTS

| | | | | |
|----------------------|-----|---|----|---------|
| J12 Alabama | (H) | W | 71 | 70 |
| J17 Tennessee | (A) | L | 84 | 93 |
| J19 Georgia | (A) | L | 79 | 87 |
| J24 Kentucky | (H) | L | 82 | 89 |
| J26 Vanderbilt | (H) | L | 81 | 85 (OT) |
| J31 Auburn | (H) | L | 86 | 92 |
| F7 Mississippi State | (A) | W | 78 | 71 (OT) |
| F9 Alabama | (A) | L | 73 | 79 |
| F14 Tennessee | (H) | W | 72 | 69 |
| F16 Georgia | (H) | W | 98 | 84 |
| F21 Kentucky | (A) | L | 89 | 96 |
| F23 Vanderbilt | (A) | L | 67 | 71 |
| F28 Auburn | (A) | L | 80 | 89 |
| M6 Mississippi | (H) | L | 83 | 94 |
| M8 Louisiana State | (H) | W | 94 | 81 |

1976-77 (17-9) (SEC 10-8, 4TH)

Coach: John Lotz Captains: Bob Smyth, Len Sanders, Don Bostic

| | | | | |
|------------------------|-----|---|-----|-----|
| N27 Mercer | (H) | W | 105 | 63 |
| D4 East Tennessee | (A) | W | 62 | 59 |
| D8 Marquette | (H) | L | 61 | 64 |
| Big Sun Tournament* | | | | |
| D17 South Florida* | (N) | W | 70 | 53 |
| D18 Memphis State* | (N) | W | 84 | 83 |
| D20 Illinois Wesleyan | (H) | W | 78 | 68 |
| Gator Bowl Tournament# | | | | |
| D29 Jacksonville# | (A) | W | 99 | 87 |
| D30 Holy Cross# | (N) | W | 101 | 85 |
| J3 Mississippi State | (H) | W | 97 | 75 |
| J5 Alabama | (H) | L | 71 | 83 |
| J8 Georgia | (A) | W | 101 | 76 |
| J10 Tennessee | (A) | L | 82 | 92 |
| J15 Vanderbilt | (H) | W | 83 | 72 |
| J17 Kentucky | (H) | L | 71 | 73 |
| J22 Auburn | (A) | W | 77 | 73 |
| J29 Mississippi | (A) | L | 83 | 90 |
| J31 Louisiana State | (A) | W | 83 | 68 |
| F5 Georgia | (A) | W | 84 | 71 |
| F7 Tennessee | (H) | W | 80 | 76 |
| F12 Vanderbilt | (A) | L | 72 | 85 |
| F14 Kentucky | (A) | L | 78 | 104 |
| F19 Auburn | (H) | W | 79 | 68 |
| F26 Mississippi | (H) | W | 84 | 78 |
| F28 Louisiana State | (H) | L | 74 | 79 |
| M5 Mississippi State | (A) | W | 79 | 72 |
| M7 Alabama | (A) | L | 70 | 83 |

1977-78 (15-12) (SEC 8-10, 6TH)

Coach: John Lotz Captains: Richard Gasper, Al Bonner, Larry Brewster

| | | | | |
|------------------------|-----|---|----|----------|
| D2 Manhattan | (N) | W | 93 | 81 |
| D3 Brown | (N) | W | 92 | 76 |
| D7 Mercer | (A) | W | 96 | 74 |
| D10 Marquette | (A) | L | 67 | 81 |
| D13 Hofstra | (H) | W | 97 | 95 |
| Vermont Classic* | | | | |
| D22 George Washington* | (N) | W | 70 | 63 |
| D23 Vermont* | (A) | W | 93 | 67 |
| Gator Bowl Tournament# | | | | |
| D27 St. Bonaventure# | (N) | W | 88 | 75 |
| D28 Indiana# | (N) | L | 60 | 73 |
| J2 Tennessee | (A) | W | 92 | 79 |
| J4 Georgia | (A) | L | 54 | 57 |
| J7 Kentucky | (H) | L | 67 | 86 |
| J9 Vanderbilt | (H) | W | 67 | 65 |
| J14 Auburn | (H) | L | 72 | 81 |
| J21 Louisiana State | (A) | W | 74 | 70 |
| J23 Mississippi | (A) | W | 61 | 56 |
| J28 Mississippi State | (H) | L | 74 | 78 |
| J30 Alabama | (A) | W | 84 | 73 |
| F4 Kentucky | (A) | L | 61 | 88 |
| F6 Vanderbilt | (A) | L | 57 | 59 (2OT) |
| F11 Auburn | (A) | L | 84 | 92 |
| F18 Louisiana State | (H) | W | 73 | 72 |
| F20 Mississippi | (H) | W | 80 | 63 |
| F25 Mississippi State | (A) | L | 51 | 70 |
| F27 Alabama | (A) | L | 70 | 81 |

| | | | | |
|--------------|-----|---|----|----------|
| M4 Tennessee | (H) | L | 90 | 91 (30T) |
| M6 Georgia | (H) | W | 86 | 68 |

1978-79 (8-19) (SEC 3-15, 10TH)

Coach: John Lotz Captains: Malcolm Cesare, Ric Clarson

| | | | | |
|------------------------------|-----|---|-----|----------|
| N30 Ohio | (H) | W | 96 | 61 |
| D2 UNC Wilmington | (A) | W | 66 | 51 |
| D9 Florida State | (H) | L | 61 | 68 |
| Industrial National Classic* | | | | |
| D15 Fairfield* | (N) | W | 109 | 99 (30T) |
| D16 Providence* | (A) | W | 79 | 61 |
| D19 Hofstra | (A) | L | 67 | 68 |
| Gator Bowl Tournament# | | | | |
| D26 Massachusetts# | (N) | W | 89 | 65 |
| D27 Jacksonville# | (A) | L | 59 | 60 |
| J3 Kentucky | (H) | W | 76 | 65 |
| J6 Auburn | (A) | L | 86 | 91 |
| J11 Tennessee | (A) | L | 73 | 116 |
| J13 Louisiana State | (A) | L | 72 | 80 |
| J15 Mississippi | (A) | L | 45 | 58 |
| J20 Mississippi State | (H) | W | 77 | 75 |
| J22 Alabama | (H) | L | 66 | 77 |
| J24 Vanderbilt | (H) | L | 56 | 57 |
| J27 Kentucky | (A) | L | 81 | 87 |
| J29 Vanderbilt | (A) | W | 90 | 87 (OT) |
| F3 Auburn | (H) | L | 92 | 93 (OT) |
| F7 Georgia | (A) | L | 64 | 76 |
| F10 Louisiana State | (H) | L | 82 | 88 |
| F12 Mississippi | (H) | L | 65 | 67 |
| F17 Mississippi State | (A) | L | 64 | 80 |
| F19 Alabama | (A) | L | 76 | 90 |
| F22 Tennessee | (H) | L | 73 | 87 |
| F24 Georgia | (H) | L | 62 | 63 (OT) |
| SEC Tournament* | | | | |
| F28 Alabama* | (N) | L | 64 | 81 |

1979-80 (7-21) (SEC 2-16, 10TH)

Coaches: John Lotz, Ed Visscher Captain: Game

| | | | | |
|------------------------|-----|---|----|-----|
| D1 Louisiana State | (A) | L | 81 | 112 |
| D4 Biscayne | (H) | W | 93 | 88 |
| D8 Florida State | (N) | L | 70 | 87 |
| D15 Mississippi State | (A) | L | 72 | 90 |
| D18 Mercer | (H) | L | 67 | 69 |
| D20 Florida Southern | (A) | L | 75 | 98 |
| Gator Bowl Tournament* | | | | |
| D26 Iowa State* | (N) | W | 63 | 59 |
| D27 Jacksonville* | (A) | L | 55 | 61 |
| D29 Illinois Wesleyan | (H) | W | 93 | 74 |
| J2 Georgia | (H) | W | 57 | 52 |
| J5 Auburn | (A) | L | 62 | 82 |
| J9 Tennessee | (H) | L | 58 | 69 |
| J12 Mississippi | (A) | L | 65 | 85 |
| J17 Kentucky | (H) | L | 63 | 76 |
| J19 Alabama | (A) | L | 62 | 80 |
| J21 Vanderbilt | (A) | L | 85 | 105 |
| J26 Louisiana State | (A) | L | 58 | 66 |
| J30 Georgia | (A) | L | 48 | 76 |
| F2 Auburn | (H) | W | 70 | 60 |
| F6 Tennessee | (A) | L | 76 | 100 |
| F9 Mississippi | (H) | L | 54 | 57 |
| F13 Kentucky | (A) | L | 70 | 95 |
| F16 Alabama | (H) | L | 73 | 84 |
| F18 Jacksonville | (H) | W | 60 | 55 |
| F20 Vanderbilt | (H) | L | 71 | 74 |
| F23 Mississippi State | (A) | L | 73 | 90 |
| SEC Tournament# | | | | |
| F27 Vanderbilt# | (N) | W | 72 | 71 |
| F28 Louisiana State# | (N) | L | 82 | 95 |

1980-81 (12-16) (SEC 5-13, 8TH)

Coach: Norm Sloan Captains: Ken McCraney, Mark Giombetti

| | | | | |
|----------------------|-----|---|----|----------|
| N29 Biscayne | (N) | W | 90 | 71 |
| D6 Mississippi State | (A) | L | 68 | 89 |
| D13 Florida State | (A) | W | 81 | 74 (2OT) |
| D18 Florida Southern | (N) | W | 72 | 62 |
| D20 Missouri Western | (N) | W | 98 | 82 |

| | | | | |
|------------------------|-----|---|----|-----|
| Gator Bowl Tournament* | | | | |
| D26 Jacksonville* | (A) | W | 65 | 59 |
| D27 Purdue* | (N) | L | 87 | 95 |
| D30 East Tennessee | (H) | W | 72 | 54 |
| J3 Louisiana State | (H) | L | 66 | 92 |
| J7 Georgia | (A) | L | 74 | 90 |
| J10 Auburn | (H) | W | 63 | 59 |
| J14 Tennessee | (A) | L | 64 | 78 |
| J17 Mississippi | (H) | W | 74 | 71 |
| J21 Kentucky | (A) | L | 48 | 102 |
| J24 Alabama | (H) | W | 97 | 91 |
| J26 Florida State | (H) | L | 71 | 82 |
| J28 Vanderbilt | (H) | L | 70 | 72 |
| J31 Louisiana State | (A) | L | 75 | 92 |
| F4 Georgia | (H) | L | 64 | 87 |
| F7 Auburn | (A) | W | 55 | 50 |
| F11 Tennessee | (H) | L | 52 | 53 |
| F14 Mississippi | (A) | L | 52 | 66 |
| F18 Kentucky | (H) | L | 56 | 69 |
| F21 Alabama | (A) | L | 44 | 57 |
| F25 Vanderbilt | (A) | L | 64 | 73 |
| F28 Mississippi State | (H) | W | 81 | 71 |
| SEC Tournament# | | | | |
| M4 Auburn# | (N) | W | 50 | 48 |
| M5 Louisiana State# | (N) | L | 73 | 85 |

1981-82 (5-22) (SEC 2-16, 10TH)

Coach: Norm Sloan Captain: Game

| | | | | |
|--------------------------|-----|---|----|----------|
| N28 Biscayne | (H) | W | 91 | 80 |
| N29 Mississippi State | (H) | W | 70 | 62 |
| Florida Four Tournament* | | | | |
| D4 South Florida* | (N) | L | 56 | 58 |
| D5 Jacksonville* | (N) | W | 84 | 73 |
| D12 Florida State | (N) | W | 81 | 65 |
| D22 Ohio State | (A) | L | 58 | 61 |
| Cabrillo Classic# | | | | |
| D29 Temple# | (N) | L | 81 | 85 |
| D30 Baylor# | (N) | L | 71 | 72 |
| J2 Louisiana State | (A) | L | 60 | 61 |
| J6 Georgia | (H) | L | 67 | 73 |
| J9 Auburn | (A) | L | 60 | 80 |
| J11 Florida State | (A) | L | 67 | 82 |
| J13 Tennessee | (H) | L | 66 | 69 |
| J16 Mississippi | (A) | L | 67 | 69 |
| J20 Kentucky | (H) | L | 76 | 91 |
| J23 Alabama | (A) | L | 71 | 82 |
| J27 Vanderbilt | (A) | L | 48 | 51 |
| J30 Louisiana State | (H) | L | 59 | 61 |
| F3 Georgia | (A) | L | 73 | 87 |
| F6 Auburn | (H) | W | 69 | 66 |
| F10 Tennessee | (A) | L | 75 | 90 |
| F13 Mississippi | (H) | L | 57 | 58 (OT) |
| F17 Kentucky | (A) | L | 78 | 84 |
| F20 Alabama | (H) | L | 69 | 70 |
| F24 Vanderbilt | (H) | L | 67 | 81 |
| F27 Mississippi State | (A) | L | 56 | 65 |
| SEC Tournament** | | | | |
| M3 Vanderbilt** | (N) | L | 46 | 47 (2OT) |

1982-83 (13-18) (SEC 5-13, 10TH)

Coach: Norm Sloan Captain: Game

| | | | | |
|--------------------------|-----|---|-----|---------|
| Great Alaska Shootout* | | | | |
| N26 Louisville* | (N) | L | 63 | 80 |
| N27 Alaska Anchorage* | (A) | W | 72 | 52 |
| N28 Illinois* | (N) | L | 55 | 68 |
| D3 Ohio State | (H) | L | 74 | 80 |
| Florida Four Tournament# | | | | |
| D10 Jacksonville# | (H) | W | 104 | 78 |
| D11 South Florida# | (H) | L | 73 | 77 |
| D19 Florida State | (A) | W | 84 | 63 |
| D21 Biscayne | (H) | W | 92 | 72 |
| Gator Bowl Tournament** | | | | |
| D28 Penn State** | (N) | W | 82 | 60 |
| D29 Jacksonville** | (A) | W | 56 | 47 |
| J3 Alabama | (H) | W | 89 | 85 |
| J5 Mississippi State | (H) | L | 60 | 62 |
| J8 Auburn | (H) | W | 92 | 75 |
| J11 South Florida | (A) | W | 92 | 79 (OT) |

ALL-TIME RESULTS

| | | | | |
|----------------------|-----|---|----|-----------|
| J15 Vanderbilt | (A) | L | 58 | 69 |
| J17 Kentucky | (A) | L | 63 | 70 |
| J22 Tennessee | (H) | W | 78 | 74 |
| J25 Georgia | (H) | L | 79 | 83 |
| J29 Mississippi | (A) | L | 61 | 67 |
| F1 Louisiana State | (A) | L | 69 | 78 |
| F5 Auburn | (A) | L | 54 | 62 |
| F9 St. Leo | (H) | W | 85 | 49 |
| F12 Vanderbilt | (H) | W | 61 | 54 |
| F14 Kentucky | (H) | L | 61 | 73 |
| F19 Tennessee | (A) | L | 53 | 78 |
| F21 Georgia | (A) | L | 65 | 80 |
| F26 Mississippi | (H) | W | 75 | 64 |
| F28 Louisiana State | (H) | L | 87 | 91 (OT) |
| M3 Alabama | (A) | L | 99 | 106 (20T) |
| M5 Mississippi State | (A) | L | 62 | 73 |
| SEC Tournament## | | | | |
| M10 Tennessee## | (N) | L | 62 | 78 |

1983-84 (16-13) (SEC 11-7, 3RD)

Coach: Norm Sloan Captain: Ronnie Williams, Vernon Delancy

| | | | | |
|----------------------|-----|---|----|----------|
| N26 Stetson | (H) | L | 73 | 77 |
| N30 South Florida | (H) | W | 79 | 77 |
| D2 Florida State | (H) | L | 60 | 67 |
| D10 Jacksonville | (A) | W | 52 | 51 |
| D20 Biscayne | (H) | W | 74 | 51 |
| D23 Florida State | (A) | L | 64 | 87 |
| Sugar Bowl Classic* | | | | |
| D28 SW Louisiana* | (N) | L | 65 | 74 |
| D29 Tulane* | (N) | W | 65 | 53 |
| J2 Alabama | (A) | L | 61 | 63 |
| J4 Mississippi State | (A) | W | 56 | 55 |
| J7 Auburn | (A) | L | 66 | 82 |
| J15 Vanderbilt | (H) | W | 73 | 59 |
| J17 Kentucky | (H) | W | 69 | 57 |
| J21 Tennessee | (A) | L | 65 | 70 |
| J24 Georgia | (A) | W | 77 | 69 |
| J29 Mississippi | (H) | W | 78 | 48 |
| F1 Louisiana State | (H) | W | 78 | 60 |
| F5 Auburn | (H) | L | 65 | 67 |
| F8 St. Leo | (H) | W | 95 | 61 |
| F11 Vanderbilt | (A) | W | 71 | 63 |
| F13 Kentucky | (A) | L | 65 | 67 |
| F18 Tennessee | (H) | L | 74 | 75 (20T) |
| F20 Georgia | (H) | W | 70 | 64 |
| F24 Mississippi | (A) | W | 59 | 53 |
| F27 Louisiana State | (A) | L | 73 | 77 |
| M1 Alabama | (H) | W | 81 | 62 |
| M3 Mississippi State | (H) | W | 60 | 59 |
| SEC Tournament# | | | | |
| M8 Tennessee# | (N) | L | 74 | 80 (OT) |
| NIT** | | | | |
| M14 South Alabama** | (N) | L | 87 | 88 |

1984-85 (18-12) (SEC 9-9, 5TH)

Coach: Norm Sloan Captain: Eugene McDowell

| | | | | |
|-----------------------|-----|---|-----|---------|
| N24 Central Florida | (H) | W | 106 | 55 |
| N30 Florida State | (A) | W | 68 | 65 |
| D4 South Florida | (A) | W | 82 | 68 |
| D8 Jacksonville | (H) | W | 83 | 70 |
| D20 St. Thomas | (A) | W | 120 | 66 |
| D22 Stetson | (A) | W | 70 | 54 |
| Hoosier Classic* | | | | |
| D29 Arizona State* | (N) | W | 87 | 73 |
| D30 Indiana* | (N) | L | 63 | 80 |
| J2 Tennessee | (H) | W | 84 | 70 |
| J5 Auburn | (A) | L | 74 | 80 |
| J10 Vanderbilt | (A) | W | 68 | 64 |
| J12 Mississippi | (H) | W | 82 | 64 |
| J16 Georgia | (H) | L | 60 | 71 |
| J19 Kentucky | (A) | W | 67 | 55 |
| J23 Louisiana State | (A) | L | 68 | 86 |
| J26 Alabama | (H) | W | 86 | 77 |
| J30 Mississippi State | (H) | W | 72 | 79 |
| F2 Tennessee | (A) | W | 93 | 86 |
| F4 Florida State | (H) | W | 86 | 79 |
| F6 Auburn | (H) | L | 78 | 81 (OT) |
| F9 Vanderbilt | (H) | W | 78 | 66 |

| | | | | |
|----------------------|-----|---|----|----|
| F13 Mississippi | (A) | L | 54 | 56 |
| F16 Georgia | (A) | L | 56 | 80 |
| F20 Kentucky | (H) | L | 68 | 76 |
| F23 Louisiana State | (H) | L | 59 | 61 |
| F26 Alabama | (A) | L | 66 | 81 |
| M2 Mississippi State | (A) | W | 69 | 63 |
| SEC Tournament# | | | | |
| M7 Kentucky# | (N) | W | 58 | 55 |
| M8 Auburn# | (N) | L | 42 | 43 |
| NIT** | | | | |
| M14 SW Louisiana** | (A) | L | 64 | 65 |

1985-86 (19-14) (SEC 10-8, 4TH)

Coach: Norm Sloan Captains: Joe Lawrence, Andrew Moten

| | | | | |
|-------------------------|-------|---|----|---------|
| N26 Central Florida | (H) | W | 86 | 56 |
| N29 Florida State | (H) | W | 85 | 66 |
| D3 Ohio State | (A) | L | 73 | 80 |
| D7 South Florida | (H) | W | 69 | 55 |
| D17 Miami | (A) | W | 81 | 64 |
| Rebel Roundup* | | | | |
| D20 Iona* | (N) | L | 70 | 71 |
| D21 San Diego State* | (N) | L | 62 | 63 |
| D30 Stetson | (H) | W | 69 | 66 |
| J2 Tennessee | (A) | W | 77 | 75 (OT) |
| J4 Auburn | (H) | W | 62 | 59 |
| J8 Vanderbilt | (H) | W | 86 | 55 |
| J11 Mississippi | (A) | L | 67 | 79 |
| J15 Georgia | (A) | L | 69 | 89 |
| J18 Kentucky | (H) | L | 55 | 72 |
| J22 Louisiana State | (H) | W | 74 | 65 |
| J25 Alabama | (A) | L | 64 | 67 |
| J27 Miami | (H) | W | 75 | 53 |
| J29 Mississippi State | (A) | W | 73 | 64 |
| F1 Tennessee | (H) | W | 69 | 61 |
| F6 Auburn | (A) | L | 65 | 67 |
| F8 Vanderbilt | (A) | L | 59 | 60 |
| F12 Mississippi | (H) | W | 66 | 57 |
| F15 Georgia | (H) | W | 71 | 70 |
| F19 Kentucky | (A) | L | 69 | 80 |
| F22 Louisiana State | (A) | L | 69 | 80 |
| F26 Alabama | (H) | W | 77 | 65 |
| M1 Mississippi State | (H) | W | 76 | 58 |
| SEC Tournament# | | | | |
| M6 Louisiana State# | (N) | L | 66 | 72 |
| NIT** | | | | |
| M13 Southern Miss** | (H) | W | 81 | 71 |
| M17 Texas Christian** | (H) | W | 77 | 75 |
| M20 SW Missouri State** | (H) | W | 54 | 53 |
| M24 Wyoming** | (MSG) | L | 58 | 67 |
| M26 Louisiana Tech** | (MSG) | L | 62 | 67 |

1986-87 (21-10*) (SEC 12-6, 2ND)

Coach: Norm Sloan Captains: Joe Lawrence, Andrew Moten

| | | | | |
|------------------------|-----|---|-----|---------|
| N28 Florida State | (A) | L | 76 | 80 |
| D1 Stetson | (A) | W | 98 | 75 |
| D2 Western Carolina | (H) | W | 116 | 68 |
| D4 Southern Methodist | (N) | W | 110 | 70 |
| D10 Central Florida | (H) | W | 89 | 54 |
| D13 South Florida | (A) | W | 68 | 62 |
| D16 Louisiana State | (H) | W | 96 | 75 |
| Gator Bowl Tournament* | | | | |
| D19 Virginia Tech* | (N) | W | 82 | 60 |
| D20 Ohio State* | (N) | W | 82 | 72 |
| Rainbow Classic# | | | | |
| D27 California# | (N) | L | 80 | 83 |
| D29 Hawaii# | (A) | W | 115 | 83 |
| D30 Ohio State# | (N) | L | 84 | 88 |
| J3 Georgia | (A) | W | 87 | 80 |
| J7 Mississippi State | (H) | W | 100 | 56 |
| J10 Mississippi | (A) | W | 80 | 72 |
| J14 Kentucky | (A) | L | 62 | 67 |
| J17 Tennessee | (H) | W | 97 | 90 |
| J21 Louisiana State | (A) | W | 75 | 51 |
| J24 Vanderbilt | (H) | W | 85 | 81 |
| J28 Alabama | (H) | W | 90 | 80 (OT) |
| J31 Auburn | (A) | L | 68 | 81 |
| F4 Georgia | (H) | W | 66 | 52 |
| F7 Mississippi State | (A) | W | 84 | 56 |

| | | | | |
|---|-----|---|----|---------|
| F9 Auburn | (H) | L | 70 | 84 |
| F11 Mississippi | (H) | W | 85 | 62 |
| F14 Kentucky | (H) | W | 74 | 56 |
| F18 Tennessee | (A) | L | 71 | 81 |
| F21 Miami | (H) | W | 99 | 60 |
| F25 Vanderbilt | (A) | L | 76 | 84 |
| F28 Alabama | (A) | L | 85 | 86 (OT) |
| SEC Tournament** | | | | |
| M6 Louisiana State** | (N) | L | 66 | 72 |
| NCAA## | | | | |
| M13 \$NC State## | (N) | W | 82 | 70 |
| M15 \$Purdue## | (N) | W | 85 | 66 |
| M19 \$Syracuse## | (N) | L | 81 | 87 |
| §Games vacated by National Collegiate Athletic Association (NCAA) | | | | |
| *Two wins and one loss vacated by NCAA | | | | |

1987-88 (22-11*) (SEC 11-7, T2ND)

Coach: Norm Sloan Captain: Vernon Maxwell

Preseason Big Apple NIT*

| | | | | |
|---|-----|---|-----|-----|
| N21 Jacksonville* | (H) | W | 82 | 52 |
| N23 Georgia Tech* | (H) | W | 80 | 69 |
| N27 Iowa State* | (N) | W | 96 | 89 |
| N28 Seton Hall* | (N) | W | 70 | 68 |
| D3 Southern Methodist | (A) | L | 76 | 82 |
| D12 Florida State | (H) | W | 71 | 48 |
| D16 Ohio State | (H) | W | 102 | 69 |
| D21 South Florida | (H) | W | 83 | 69 |
| Fiesta Bowl Classic@ | | | | |
| D29 Duke@ | (N) | L | 70 | 93 |
| D30 Michigan State@ | (N) | W | 83 | 59 |
| J2 Pittsburgh | (A) | L | 68 | 80 |
| J4 Towson State | (H) | W | 77 | 55 |
| J6 Auburn | (A) | L | 67 | 72 |
| J9 Georgia | (H) | W | 87 | 70 |
| J13 Mississippi State | (A) | W | 55 | 45 |
| J16 Mississippi | (H) | W | 77 | 72 |
| J20 Kentucky | (A) | W | 58 | 56 |
| J23 Tennessee | (A) | W | 76 | 56 |
| J27 Louisiana State | (H) | W | 61 | 50 |
| J30 Vanderbilt | (A) | L | 65 | 92 |
| F3 Alabama | (A) | W | 74 | 64 |
| F6 Auburn | (H) | L | 57 | 58 |
| F10 Georgia | (A) | L | 65 | 71 |
| F13 Mississippi State | (H) | W | 69 | 52 |
| F15 Miami | (A) | W | 83 | 73 |
| F17 Mississippi | (A) | L | 75 | 82 |
| F20 Kentucky | (H) | W | 83 | 76 |
| F24 Tennessee | (H) | L | 63 | 65 |
| M2 Vanderbilt | (H) | W | 81 | 65 |
| M5 Alabama | (H) | W | 52 | 45 |
| M6 Louisiana State | (A) | L | 69 | 86 |
| SEC Tournament** | | | | |
| M11 Tennessee** | (N) | W | 67 | 60 |
| M12 Georgia** | (N) | L | 70 | 72 |
| NCAA First and Second Rounds# | | | | |
| M17 \$St. John's# | (N) | W | 62 | 59 |
| M19 \$Michigan# | (N) | L | 85 | 108 |
| §Games vacated by National Collegiate Athletic Association (NCAA) | | | | |
| *One win and one loss vacated by the NCAA | | | | |

1988-89 (21-13) (SEC 13-5, 1ST)

Coach: Norm Sloan Captain: Clifford Lett

Great Alaska Shootout*

| | | | | |
|------------------------|-----|---|-----|-----|
| N25 Cal-Berkeley* | (N) | L | 58 | 73 |
| N26 Alaska-Anchorage* | (N) | W | 83 | 72 |
| N27 Utah* | (N) | W | 77 | 68 |
| N30 Siena | (H) | W | 71 | 67 |
| D3 Florida State | (A) | L | 86 | 104 |
| D6 Illinois | (A) | L | 67 | 97 |
| D10 Louisiana State | (H) | L | 101 | 111 |
| D19 Miami | (H) | W | 101 | 81 |
| D22 Pittsburgh | (H) | L | 87 | 90 |
| ECAC Holiday Festival@ | | | | |
| D27 Ohio State@ | (N) | L | 68 | 93 |
| D29 Fordham@ | (N) | W | 59 | 52 |
| J5 Mississippi | (A) | L | 71 | 80 |

ALL-TIME RESULTS

| | | | | |
|-----------------------|-----|---|-----|---------|
| J7 Georgia | (A) | W | 80 | 66 |
| J9 South Florida | (A) | W | 87 | 82 |
| J12 Kentucky | (H) | L | 56 | 69 |
| J14 Auburn | (A) | W | 79 | 75 |
| J18 Tennessee | (A) | L | 76 | 83 |
| J21 Mississippi State | (H) | W | 81 | 57 |
| J25 Vanderbilt | (A) | W | 81 | 78 (OT) |
| F1 Alabama | (H) | W | 85 | 76 |
| F4 Stanford | (N) | L | 69 | 84 |
| F5 Mississippi | (H) | W | 78 | 67 |
| F8 Georgia | (H) | W | 65 | 60 |
| F11 Kentucky | (A) | W | 59 | 53 |
| F15 Auburn | (H) | W | 90 | 79 |
| F18 Tennessee | (H) | W | 99 | 81 |
| F22 Mississippi State | (A) | W | 78 | 69 |
| F25 Vanderbilt | (H) | W | 83 | 80 (OT) |
| M1 Louisiana State | (A) | W | 104 | 95 |
| M4 Alabama | (A) | L | 63 | 83 |
| SEC Tournament** | | | | |
| M10 Georgia** | (N) | W | 62 | 61 |
| M11 Tennessee** | (N) | W | 76 | 71 |
| M12 Alabama** | (N) | L | 60 | 72 |
| NCAA Tournament# | | | | |
| M17 Colorado State# | (N) | L | 46 | 68 |

1989-90 (7-21) (SEC 3-15, 10TH)

Coach: Don DeVoe Captain: Renaldo Garcia

| | | | | |
|-----------------------|-----|---|----|-----|
| D1 Florida State | (H) | W | 82 | 69 |
| D5 Illinois | (H) | L | 69 | 74 |
| D9 James Madison | (N) | W | 85 | 77 |
| D16 Texas | (A) | L | 94 | 105 |
| D23 South Florida | (H) | W | 91 | 54 |
| Sugar Bowl Classic* | | | | |
| D27 New Orleans* | (N) | W | 69 | 64 |
| D28 LaSalle* | (N) | L | 69 | 76 |
| J2 Mississippi | (A) | L | 60 | 75 |
| J6 Georgia | (H) | W | 97 | 69 |
| J10 Kentucky | (A) | L | 81 | 89 |
| J13 Auburn | (H) | W | 84 | 62 |
| J17 Tennessee | (H) | L | 75 | 80 |
| J20 Mississippi State | (A) | L | 73 | 98 |
| J24 Vanderbilt | (H) | L | 64 | 71 |
| J27 Louisiana State | (A) | L | 52 | 70 |
| J30 Alabama | (A) | L | 44 | 57 |
| F3 Mississippi | (H) | L | 63 | 83 |
| F6 Georgia | (A) | L | 65 | 70 |
| F10 Georgetown | (A) | L | 40 | 56 |
| F12 Kentucky | (H) | L | 74 | 78 |
| F14 Auburn | (A) | L | 55 | 75 |
| F17 Tennessee | (A) | L | 57 | 75 |
| F19 Miami | (A) | L | 59 | 62 |
| F21 Mississippi State | (H) | L | 54 | 79 |
| F24 Vanderbilt | (A) | L | 54 | 67 |
| F27 Louisiana State | (H) | W | 76 | 63 |
| M3 Alabama | (H) | L | 54 | 63 |
| SEC Tournament** | | | | |
| M8 Vanderbilt** | (N) | L | 58 | 68 |

1990-91 (11-17) (SEC 7-11, 6TH)

Coach: Lon Kruger Captains: Dwayne Davis, Renaldo Garcia

| | | | | |
|-----------------------|-----|---|----|----|
| N24 South Florida | (A) | L | 61 | 70 |
| N27 Texas | (H) | L | 74 | 76 |
| N30 Florida State | (A) | W | 85 | 68 |
| D5 James Madison | (A) | L | 66 | 93 |
| Carrier Classic* | | | | |
| D7 UNC Charlotte* | (N) | L | 92 | 94 |
| D8 Alaska-Anchorage* | (N) | W | 92 | 81 |
| D15 Augusta College | (H) | W | 82 | 43 |
| D21 Stanford | (A) | L | 74 | 86 |
| D30 Miami | (H) | W | 62 | 60 |
| J2 Mississippi | (H) | W | 65 | 49 |
| J5 Auburn | (H) | W | 84 | 82 |
| J9 Alabama | (A) | L | 64 | 72 |
| J12 Georgia | (A) | L | 54 | 79 |
| J16 Tennessee | (H) | L | 67 | 70 |
| J19 Mississippi State | (H) | W | 85 | 82 |
| J23 Kentucky | (A) | L | 65 | 81 |
| J26 Louisiana State | (A) | L | 66 | 76 |

| | | | | |
|-----------------------|-----|---|----|----------|
| J30 Vanderbilt | (H) | L | 57 | 60 |
| F2 Mississippi | (A) | W | 91 | 81 (2OT) |
| F6 Auburn | (A) | W | 87 | 84 (OT) |
| F9 Alabama | (H) | L | 80 | 88 |
| F12 Georgia | (H) | W | 90 | 75 |
| F16 Tennessee | (A) | W | 73 | 68 |
| F20 Mississippi State | (A) | L | 67 | 81 |
| F23 Kentucky | (H) | L | 74 | 90 |
| F27 Louisiana State | (H) | L | 66 | 79 |
| M2 Vanderbilt | (A) | L | 68 | 82 |
| SEC Tournament** | | | | |
| M8 Alabama** | (N) | L | 65 | 71 |

1991-92 (19-14) (SEC 9-7, 2ND EAST)

Coach: Lon Kruger Captains: Brian Hogan, Tim Turner

| | | | | |
|---------------------------|-----|---|----|---------|
| N23 Florida A&M | (H) | W | 76 | 66 |
| N26 Howard | (H) | W | 74 | 60 |
| D2 Jacksonville | (A) | W | 80 | 77 |
| D4 Charleston Southern | (H) | W | 57 | 52 |
| D7 Wichita State | (A) | W | 61 | 50 |
| D15 South Florida | (H) | L | 71 | 73 |
| D21 Florida International | (A) | W | 69 | 44 |
| Red Lobster Classic* | | | | |
| D28 Virginia Tech* | (N) | L | 57 | 79 |
| D30 Brigham Young* | (N) | L | 73 | 79 |
| J2 Texas A&M | (H) | W | 73 | 46 |
| J8 South Carolina | (H) | W | 53 | 52 |
| J11 Kentucky | (A) | L | 60 | 81 |
| J15 Georgia | (A) | L | 63 | 71 |
| J18 Tennessee | (H) | W | 71 | 65 |
| J22 Arkansas | (A) | L | 62 | 75 |
| J25 Vanderbilt | (H) | W | 75 | 55 |
| J27 Florida State | (H) | L | 67 | 68 |
| F1 Alabama | (A) | L | 56 | 68 |
| F5 Louisiana State | (H) | L | 50 | 70 |
| F8 Mississippi State | (H) | W | 87 | 66 |
| F12 Mississippi | (A) | W | 86 | 84 (OT) |
| F19 Auburn | (H) | W | 92 | 81 |
| F22 South Carolina | (A) | W | 50 | 48 |
| F26 Tennessee | (A) | W | 72 | 68 |
| F29 Georgia | (H) | L | 60 | 69 |
| M4 Kentucky | (H) | W | 79 | 62 |
| M7 Vanderbilt | (A) | L | 76 | 82 |
| SEC Tournament** | | | | |
| M13 Alabama** | (N) | L | 60 | 62 |
| NIT# | | | | |
| M19 Richmond# | (H) | W | 66 | 52 |
| M23 Pittsburgh# | (A) | W | 77 | 74 |
| M25 Purdue# | (N) | W | 74 | 67 |
| M30 Virginia# | (N) | L | 56 | 62 |
| A1 Utah# | (N) | L | 78 | 81 |

1992-93 (16-12) (SEC 9-7, 3RD EAST)

Coach: Lon Kruger Captains: Stacey Poole, Hosie Grimsley, Scott Stewart

| | | | | |
|-----------------------|-----|---|----|---------|
| D1 Stetson | (H) | W | 70 | 52 |
| D4 South Florida | (A) | W | 80 | 78 |
| D8 Jacksonville | (H) | W | 82 | 75 (OT) |
| The Milk Challenge* | | | | |
| D19 Temple* | (N) | L | 62 | 67 |
| D20 UNC Charlotte* | (N) | W | 70 | 69 |
| D22 Texas A&M | (A) | L | 54 | 57 |
| Sun Carnival Classic@ | | | | |
| D28 Purdue@ | (N) | L | 63 | 67 |
| D29 Austin Peay@ | (N) | W | 86 | 62 |
| J2 Florida State | (A) | W | 89 | 86 |
| J6 Auburn | (A) | W | 76 | 73 |
| J9 Vanderbilt | (H) | W | 62 | 61 |
| J13 Georgia | (A) | W | 81 | 77 (OT) |
| J16 Louisiana State | (A) | L | 81 | 85 |
| J20 South Carolina | (H) | L | 76 | 81 |
| J24 Tennessee | (A) | W | 80 | 68 |
| J26 Wichita State | (H) | W | 83 | 58 |
| J30 Kentucky | (A) | L | 48 | 71 |
| F3 Alabama | (H) | W | 69 | 59 |
| F6 Arkansas | (H) | L | 66 | 74 |
| F9 Georgia | (H) | W | 82 | 79 |
| F17 Mississippi | (H) | W | 94 | 47 |

| | | | | |
|----------------------|-----|---|----|----|
| F20 Vanderbilt | (A) | L | 64 | 82 |
| F24 South Carolina | (A) | W | 80 | 73 |
| F27 Tennessee | (H) | W | 84 | 70 |
| M3 Mississippi State | (A) | L | 71 | 78 |
| M7 Kentucky | (H) | L | 77 | 85 |
| SEC Tournament** | | | | |
| M11 Mississippi** | (N) | L | 62 | 67 |
| NIT# | | | | |
| M17 Minnesota# | (A) | L | 66 | 74 |

1993-94 (29-8) (SEC 12-4, T1ST EAST)

Coach: Lon Kruger Captains: Craig Brown, Andrew DeClercq

| | | | | |
|--|-----|---|-----|---------|
| N26 Florida International | (H) | W | 86 | 66 |
| D4 Texas | (A) | W | 76 | 68 |
| D6 South Florida | (H) | W | 66 | 55 |
| D8 Jacksonville | (A) | W | 68 | 67 |
| D11 Stetson | (H) | W | 90 | 44 |
| Orlando, Fla.# | | | | |
| D18 Florida State# | (N) | L | 59 | 69 |
| D20 Central Florida | (H) | W | 83 | 69 |
| D22 Villanova | (A) | W | 85 | 77 |
| Rainbow Classic, Honolulu, Hawaii* | | | | |
| D28 Oklahoma State* | (N) | W | 74 | 69 |
| D29 Louisville* | (N) | L | 68 | 83 |
| D30 Evansville* | (N) | W | 66 | 63 |
| J5 Louisiana State | (H) | W | 74 | 73 |
| J8 Tennessee | (A) | W | 86 | 71 |
| St. Petersburg, Fla.+ | | | | |
| J11 South Florida+ | (A) | W | 69 | 64 |
| J15 South Carolina | (A) | W | 77 | 75 |
| J18 Kentucky | (H) | W | 59 | 57 |
| J22 Alabama | (A) | L | 61 | 69 |
| J26 Georgia | (A) | W | 100 | 78 |
| J29 Vanderbilt | (H) | W | 75 | 66 |
| F2 Auburn | (H) | W | 68 | 67 |
| F5 Mississippi State | (H) | W | 84 | 75 |
| F9 Mississippi | (A) | W | 74 | 55 |
| F12 Arkansas | (A) | L | 87 | 99 |
| F16 Georgia | (H) | W | 91 | 79 |
| F19 South Carolina | (H) | W | 88 | 64 |
| F21 Florida State | (H) | W | 72 | 61 |
| F26 Vanderbilt | (A) | L | 78 | 82 |
| M2 Kentucky | (A) | L | 77 | 80 |
| M5 Tennessee | (H) | W | 82 | 71 |
| SEC Tournament^ | | | | |
| M11 South Carolina^ | (N) | W | 84 | 57 |
| M12 Alabama^ | (N) | W | 68 | 52 |
| M13 Kentucky^ | (N) | L | 60 | 73 |
| NCAA First and Second Rounds, Long Island, N.Y.# | | | | |
| M17 James Madison# | (N) | W | 64 | 62 |
| M19 Pennsylvania# | (N) | W | 70 | 58 |
| NCAA Regional, Miami, Fla.@ | | | | |
| M25 Connecticut@ | (N) | W | 69 | 60 (OT) |
| M27 Boston College@ | (N) | W | 74 | 66 |
| NCAA Final Four, Charlotte, N.C.! | | | | |
| A2 Duke! | (N) | L | 65 | 70 |

1994-95 (17-13) (SEC 8-8, 3RD EAST)

Coach: Lon Kruger Captains: Dan Cross, Andrew DeClercq

| | | | | |
|---|-----|---|----|----------|
| N25 Stetson | (H) | W | 73 | 64 |
| The Great Eight, Detroit, Mich.& | | | | |
| N29 Boston College& | (N) | W | 91 | 65 |
| The Greensboro Challenge, Greensboro, N.C.@ | | | | |
| D3 Wake Forest@ | (A) | W | 81 | 70 |
| D7 Kansas | (A) | L | 63 | 69 |
| D10 Texas | (H) | W | 91 | 73 |
| The Milk Challenge, Orlando, Fla.# | | | | |
| D17 Florida State# | (N) | W | 71 | 65 (2OT) |
| D21 Jacksonville | (H) | L | 67 | 68 |
| D30 St. Francis (Pa.) | (H) | W | 87 | 72 |
| J3 Louisiana State | (A) | L | 66 | 70 |
| J7 Vanderbilt | (H) | W | 72 | 62 |
| J10 Kentucky | (H) | L | 67 | 83 |
| J14 Villanova | (H) | L | 70 | 72 |
| J18 South Carolina | (A) | W | 71 | 59 |
| J22 Tennessee | (A) | W | 62 | 47 |
| J25 Auburn | (A) | L | 71 | 77 |
| J28 Mississippi | (H) | W | 72 | 57 |

ALL-TIME RESULTS

| | | | | | |
|--------------------------------------|--------------------|-----|---|----|-----|
| F1 | Mississippi State | (A) | L | 70 | 47 |
| F7 | Georgia | (A) | W | 82 | 66 |
| F11 | South Carolina | (H) | W | 71 | 56 |
| F15 | Tennessee | (H) | W | 70 | 48 |
| F18 | Kentucky | (A) | L | 77 | 87 |
| F20 | Florida State | (A) | W | 75 | 62 |
| F22 | Georgia | (H) | L | 85 | 101 |
| F25 | Alabama | (H) | L | 66 | 69 |
| F28 | Arkansas | (H) | L | 85 | 94 |
| M5 | Vanderbilt | (A) | W | 69 | 58 |
| SEC Tournament* | | | | | |
| M9 | Mississippi* | (N) | W | 63 | 59 |
| M10 | Mississippi State* | (N) | W | 80 | 64 |
| M11 | Kentucky* | (N) | L | 72 | 86 |
| NCAA First Round, Tallahassee, Fla.! | | | | | |
| M17 | Iowa State! | (N) | L | 61 | 64 |

1995-96 (12-16) (SEC 6-10, 5TH EAST)

Coach: **Lon Kruger** Captains: **Dametri Hill, Brian Thompson**

| | | | | | |
|-----------------------------------|---------------------|-----|---|----|-----|
| N24 | Charleston Southern | (H) | W | 83 | 65 |
| N28 | South Florida | (A) | L | 58 | 73 |
| Franklin Bank/Children's Classic# | | | | | |
| D2 | George Washington# | (N) | W | 75 | 66 |
| D3 | Massachusetts# | (N) | L | 58 | 80 |
| D9 | Wake Forest | (H) | L | 53 | 77 |
| The Milk Challenge, Orlando, FL ‡ | | | | | |
| D16 | Florida State‡ | (N) | L | 52 | 74 |
| D20 | Stetson | (H) | W | 78 | 46 |
| All-College Tournament^ | | | | | |
| D29 | Louisiana Tech^ | (N) | W | 71 | 56 |
| D30 | Oklahoma^ | (N) | W | 76 | 72 |
| J3 | Arkansas | (A) | L | 60 | 75 |
| J6 | Mississippi State | (H) | L | 66 | 69 |
| J11 | Kansas | (H) | L | 54 | 69 |
| J13 | South Carolina | (H) | W | 81 | 69 |
| J17 | Georgia | (A) | L | 46 | 71 |
| J20 | Mississippi | (A) | W | 59 | 55 |
| J24 | Vanderbilt | (H) | W | 77 | 55 |
| J27 | Louisiana State | (H) | W | 73 | 70 |
| J31 | Alabama | (A) | L | 65 | 68 |
| F3 | Kentucky | (A) | L | 63 | 77 |
| F7 | Tennessee | (H) | W | 63 | 51 |
| F10 | Auburn | (H) | L | 70 | 73 |
| F13 | Vanderbilt | (A) | L | 56 | 70 |
| F21 | South Carolina | (A) | L | 75 | 80 |
| F24 | Kentucky | (H) | L | 63 | 94 |
| F28 | Georgia | (H) | L | 70 | 86 |
| M2 | Tennessee | (A) | W | 73 | 71 |
| SEC Tournament* | | | | | |
| M7 | Ole Miss* | (N) | W | 75 | 62 |
| M8 | Kentucky* | (N) | L | 76 | 100 |

1996-97 (13-17) (SEC 5-11, 5TH EAST)

Coach: **Billy Donovan** Captains: **None**

| | | | | | |
|----------------------|-----------------|-----|---|-----|---------|
| N22 | UCF | (H) | W | 80 | 63 |
| N25 | Bethune Cookman | (H) | W | 68 | 59 |
| San Juan Shootout+ | | | | | |
| N29 | Creighton+ | (N) | L | 73 | 74 |
| N30 | Puerto Rico+ | (A) | W | 93 | 63 |
| D1 | Delaware+ | (N) | L | 78 | 88 |
| D4 | Texas | (H) | L | 64 | 82 |
| D7 | Duquesne | (A) | W | 95 | 85 |
| D10 | South Florida | (H) | W | 85 | 53 |
| D14 | Stetson | (H) | W | 57 | 47 |
| D21 | Florida State | (N) | L | 65 | 79 |
| Fiesta Bowl Classic& | | | | | |
| D28 | Pennsylvania& | (N) | L | 63 | 71 |
| D30 | Robert Morris& | (N) | W | 106 | 69 |
| J5 | Arkansas | (H) | W | 75 | 62 |
| J8 | LSU | (A) | L | 82 | 88 (OT) |
| J11 | Auburn | (A) | L | 65 | 79 |
| J15 | South Carolina | (H) | L | 79 | 80 |
| J18 | Alabama | (H) | W | 85 | 66 |
| J22 | Georgia | (A) | L | 70 | 77 (OT) |
| J25 | Tennessee | (A) | W | 56 | 50 |
| J29 | Kentucky | (H) | L | 65 | 92 |
| F1 | Vanderbilt | (H) | L | 63 | 74 |
| F3 | Jacksonville | (H) | W | 102 | 82 |

| | | | | | |
|-----------------|-------------------|-----|---|----|----|
| F8 | South Carolina | (A) | L | 68 | 76 |
| F12 | Mississippi State | (A) | W | 72 | 69 |
| F15 | Kentucky | (A) | L | 56 | 85 |
| F19 | Tennessee | (H) | W | 76 | 54 |
| F23 | Ole Miss | (H) | L | 65 | 67 |
| F26 | Georgia | (H) | L | 76 | 88 |
| M3 | Vanderbilt | (A) | L | 72 | 79 |
| SEC Tournament* | | | | | |
| M6 | Alabama* | (N) | L | 66 | 80 |

1997-98 (14-15) (SEC 6-10, 6TH EAST)

Coach: **Billy Donovan** Captains: **None**

| | | | | | |
|-----------------|-------------------|-----|---|-----|---------|
| N15 | Nicholls State | (H) | W | 66 | 63 |
| N18 | UCF | (H) | W | 100 | 85 |
| N21 | Stetson | (H) | W | 79 | 69 |
| N29 | Coastal Carolina | (H) | W | 62 | 44 |
| D3 | Duquesne | (H) | W | 99 | 66 |
| D9 | Texas | (A) | L | 82 | 85 |
| D14 | Florida State | (N) | L | 81 | 83 |
| D22 | McNeese State | (H) | W | 95 | 53 |
| D27 | UAB | (N) | L | 73 | 80 |
| J3 | Tennessee | (H) | W | 83 | 69 |
| J7 | Ole Miss | (A) | L | 79 | 90 |
| J10 | Georgia | (H) | W | 82 | 77 |
| J14 | Arkansas | (A) | L | 84 | 89 |
| J17 | LSU | (H) | L | 63 | 66 |
| J19 | Jacksonville | (A) | W | 75 | 69 |
| J24 | Vanderbilt | (H) | W | 85 | 69 |
| J28 | South Carolina | (A) | L | 72 | 74 |
| F1 | Kentucky | (A) | W | 86 | 78 |
| F4 | Mississippi State | (H) | W | 82 | 78 (OT) |
| F7 | Georgia | (A) | L | 77 | 87 |
| F11 | Auburn | (H) | W | 81 | 64 |
| F14 | Alabama | (A) | L | 66 | 80 |
| F18 | Kentucky | (H) | L | 54 | 79 |
| F21 | South Carolina | (H) | L | 74 | 79 |
| F25 | Tennessee | (A) | L | 75 | 79 |
| F28 | Vanderbilt | (A) | L | 56 | 73 |
| SEC Tournament* | | | | | |
| M5 | Auburn* | (N) | W | 68 | 64 |
| M6 | South Carolina* | (N) | L | 60 | 71 |
| NIT# | | | | | |
| M11 | Georgetown# | (H) | L | 69 | 71 |

1998-99 (22-9) (SEC 10-6, 3RD EAST)

Coach: **Billy Donovan** Captains: **Eddie Shannon, Greg Stolt**

| | | | | | |
|---|---------------------|-----|---|-----|---------|
| N16 | Georgia Southern | (H) | W | 76 | 62 |
| N20 | Florida State | (A) | W | 82 | 66 |
| N23 | Bethune-Cookman | (H) | W | 91 | 61 |
| N30 | Coastal Carolina | (H) | W | 110 | 68 |
| D5 | Charleston Southern | (H) | W | 80 | 67 |
| D9 | Duke | (A) | L | 86 | 116 |
| D12 | Jacksonville | (H) | W | 79 | 72 |
| D20 | Long Island | (H) | W | 119 | 61 |
| D22 | Morehead State | (H) | W | 117 | 70 |
| D27 | Michigan | (N) | W | 79 | 63 |
| J2 | Kentucky | (A) | L | 58 | 93 |
| J6 | Vanderbilt | (H) | W | 90 | 59 |
| J10 | Georgia | (H) | W | 72 | 62 |
| J13 | South Carolina | (A) | W | 68 | 51 |
| J16 | Auburn | (A) | L | 69 | 88 |
| J20 | LSU | (A) | W | 77 | 58 |
| J23 | Tennessee | (H) | W | 93 | 72 |
| J27 | Alabama | (H) | W | 72 | 68 |
| J30 | Mississippi State | (A) | L | 63 | 66 (OT) |
| F4 | Kentucky | (H) | W | 75 | 68 |
| F6 | Ole Miss | (H) | L | 68 | 79 |
| F10 | Tennessee | (A) | L | 56 | 91 |
| F13 | Georgia | (A) | W | 75 | 64 |
| F16 | Arkansas | (H) | W | 74 | 61 |
| F24 | South Carolina | (H) | W | 89 | 61 |
| F27 | Vanderbilt | (A) | L | 70 | 71 (OT) |
| SEC Tournament* | | | | | |
| M4 | LSU* | (N) | W | 97 | 75 |
| M5 | Arkansas* | (N) | L | 74 | 75 |
| NCAA First and Second Rounds, Seattle, Wash.# | | | | | |
| M11 | Pennsylvania# | (N) | W | 75 | 61 |
| M13 | Weber State# | (N) | W | 82 | 74 (OT) |

| | | | | | |
|---------------------------------|-----------|-----|---|----|----|
| NCAA Regional, Phoenix, Ariz.\$ | | | | | |
| M18 | Gonzaga\$ | (N) | L | 72 | 73 |

1999-2000 (29-8) (SEC 12-4, T1ST)

Coach: **Billy Donovan** Captains: **Kenyan Weaks, Brent Wright, Major Parker**

| | | | | | |
|--|-------------------|-----|---|-----|----------|
| N19 | Florida State | (H) | W | 96 | 61 |
| N22 | Utah State | (N) | W | 60 | 58 |
| N23 | Purdue | (N) | L | 68 | 79 |
| N24 | Georgetown | (N) | W | 72 | 62 |
| N29 | New Hampshire | (H) | W | 131 | 72 |
| D4 | Florida A&M | (H) | W | 96 | 44 |
| D11 | Bethune-Cookman | (H) | W | 93 | 77 |
| D19 | High Point | (H) | W | 109 | 60 |
| D22 | Rutgers | (N) | W | 85 | 65 |
| D23 | UNC Wilmington | (H) | W | 80 | 53 |
| D28 | Virginia Military | (H) | W | 113 | 68 |
| D30 | South Alabama | (H) | W | 82 | 61 |
| J5 | Vanderbilt | (A) | L | 77 | 87 |
| J8 | Ole Miss | (A) | W | 75 | 71 |
| J12 | LSU | (H) | W | 82 | 57 |
| J18 | Tennessee | (H) | L | 79 | 81 (20T) |
| J22 | Alabama | (A) | W | 77 | 73 |
| J26 | DePaul | (N) | L | 69 | 71 |
| J29 | Vanderbilt | (H) | W | 89 | 63 |
| F2 | South Carolina | (A) | W | 86 | 82 |
| F5 | Georgia | (A) | W | 85 | 66 |
| F8 | Kentucky | (H) | W | 90 | 73 |
| F12 | Tennessee | (A) | L | 73 | 76 (OT) |
| F15 | Arkansas | (A) | W | 80 | 71 |
| F19 | Mississippi State | (H) | W | 88 | 58 |
| F23 | Georgia | (H) | W | 90 | 68 |
| F27 | Auburn | (H) | W | 88 | 59 |
| M1 | South Carolina | (H) | W | 87 | 67 |
| M4 | Kentucky | (A) | L | 70 | 85 |
| SEC Tournament* | | | | | |
| M9 | Ole Miss* | (N) | W | 89 | 67 |
| M10 | Auburn* | (N) | L | 70 | 78 |
| NCAA First and Second Rounds, Winston-Salem, N.C.# | | | | | |
| M17 | Butler# | (N) | W | 69 | 68 (OT) |
| M19 | Illinois# | (N) | W | 93 | 76 |
| NCAA Regional, Syracuse, N.Y.! | | | | | |
| M24 | Duke University! | (N) | W | 87 | 78 |
| M26 | Oklahoma State! | (N) | W | 77 | 65 |
| NCAA Final Four, Indianapolis, Ind.\$ | | | | | |
| A1 | North Carolina\$ | (N) | W | 71 | 59 |
| A3 | Michigan State\$ | (N) | L | 76 | 89 |

2000-01 (24-7) (SEC 12-4, T1ST)

Coach: **Billy Donovan** Captains: **Brent Wright, Major Parker**

| | | | | | |
|-----------------|---------------------|-----|---|-----|---------|
| N17 | Florida State | (A) | W | 85 | 70 |
| N27 | Florida Atlantic | (H) | W | 100 | 42 |
| D2 | DePaul | (H) | W | 83 | 76 |
| D6 | Michigan State | (A) | L | 83 | 99 |
| D9 | Rutgers | (H) | W | 79 | 65 |
| D10 | FAMU | (H) | W | 125 | 50 |
| D16 | Gonzaga | (N) | W | 85 | 71 |
| D19 | Bethune-Cookman | (H) | W | 106 | 64 |
| D23 | American University | (H) | W | 76 | 33 |
| D28 | Tulane | (H) | W | 103 | 85 |
| D30 | New Hampshire | (N) | W | 102 | 54 |
| J7 | South Carolina | (A) | L | 68 | 69 |
| J10 | Mississippi State | (A) | W | 81 | 80 |
| J17 | Georgia | (H) | L | 72 | 75 |
| J20 | Vanderbilt | (H) | L | 61 | 63 |
| J24 | Auburn | (A) | W | 65 | 63 |
| J27 | South Carolina | (H) | W | 69 | 57 |
| J30 | Tennessee | (H) | W | 81 | 67 |
| F3 | Georgia | (A) | W | 82 | 71 |
| F6 | Kentucky | (A) | L | 70 | 71 |
| F10 | Arkansas | (H) | W | 73 | 63 |
| F13 | LSU | (A) | W | 81 | 74 (OT) |
| F18 | Tennessee | (A) | W | 88 | 82 |
| F21 | Ole Miss | (H) | W | 75 | 55 |
| F24 | Alabama | (H) | W | 89 | 68 |
| F28 | Vanderbilt | (A) | W | 72 | 62 |
| M4 | Kentucky | (H) | W | 94 | 86 |
| SEC Tournament* | | | | | |

ALL-TIME RESULTS

| | | | | |
|---|-----|---|----|----|
| M9 Alabama* | (N) | W | 69 | 61 |
| M10 Ole Miss* | (N) | L | 69 | 74 |
| NCAA First and Second Rounds, New Orleans, La.# | | | | |
| M16 Western Kentucky# | (N) | W | 69 | 56 |
| M18 Temple# | (N) | L | 54 | 75 |

2001-02 (22-9) (SEC 10-6, T1ST EAST)

Coach: Billy Donovan Captains: Udonis Haslem, Matt Bonner, Brett Nelson

| | | | | |
|----------------------------------|-----|---|-----|----------|
| IKON Coaches vs. Cancer Classic> | | | | |
| N8 Temple> | (N) | W | 72 | 64 |
| N9 Arizona> | (N) | L | 71 | 75 |
| N16 Florida State | (H) | W | 68 | 47 |
| N28 New Hampshire | (A) | W | 108 | 56 |
| D2 Tulane | (H) | W | 81 | 65 |
| D5 Michigan State | (H) | W | 74 | 70 |
| D8 South Florida | (A) | W | 92 | 73 |
| D15 UNC-Charlotte | (N) | W | 73 | 52 |
| D18 High Point | (H) | W | 103 | 49 |
| D22 New Orleans | (H) | W | 76 | 60 |
| D28 Stetson | (H) | W | 94 | 66 |
| D30 Belmont | (H) | W | 107 | 55 |
| J5 South Carolina | (H) | W | 69 | 60 |
| J9 Tennessee | (A) | W | 104 | 100 (OT) |
| J12 Vanderbilt | (A) | W | 95 | 85 |
| J16 LSU | (H) | W | 102 | 70 |
| J19 Georgia | (H) | L | 79 | 84 |
| J26 Arkansas | (A) | L | 92 | 94 (OT) |
| J29 Kentucky | (H) | L | 68 | 70 |
| F2 Mississippi State | (H) | W | 76 | 48 |
| F5 South Carolina | (A) | W | 72 | 63 |
| F9 Vanderbilt | (H) | W | 80 | 54 |
| F12 Georgia | (A) | W | 85 | 70 |
| F16 Ole Miss | (A) | L | 51 | 68 |
| F20 Auburn | (H) | W | 89 | 61 |
| F23 Alabama | (A) | L | 64 | 65 |
| F26 Tennessee | (H) | W | 68 | 62 |
| M2 Kentucky | (A) | L | 67 | 70 |
| SEC Tournament * | | | | |
| M7 Auburn* | (N) | W | 81 | 63 |
| M8 Mississippi State* | (N) | L | 52 | 62 |
| NCAA First Round, Chicago, Ill.# | | | | |
| M15 Creighton# | (N) | L | 82 | 83 (20T) |

2002-03 (25-8) (SEC 12-4, 2ND EAST)

Coach: Billy Donovan Captains: Matt Bonner, Justin Hamilton, Brett Nelson

| | | | | |
|-------------------------|-----|---|----|----------|
| Preseason NIT > | | | | |
| N19 Louisiana Tech> | (H) | W | 76 | 55 |
| N21 Eastern Illinois> | (H) | W | 99 | 65 |
| N24 Coastal Carolina | (H) | W | 88 | 45 |
| N27 Stanford> | (N) | L | 65 | 69 |
| N29 Kansas> | (N) | W | 83 | 73 |
| D3 West Virginia | (N) | L | 66 | 68 |
| D6 Florida State | (A) | W | 58 | 57 |
| D8 South Florida | (H) | W | 68 | 52 |
| D14 Maryland | (A) | W | 69 | 64 |
| D21 Miami | (N) | W | 94 | 93 (20T) |
| D23 Charleston Southern | (H) | W | 74 | 62 |
| D28 Bethune Cookman | (H) | W | 99 | 64 |
| D30 Florida A&M | (H) | W | 91 | 58 |
| J7 Mississippi State | (A) | W | 74 | 66 |
| J11 Georgia | (H) | W | 66 | 63 |
| J15 Tennessee | (H) | W | 77 | 64 |
| J18 South Carolina | (A) | W | 77 | 75 |
| J22 Vanderbilt | (H) | W | 87 | 75 |
| J28 LSU | (A) | W | 70 | 53 |
| F1 Arkansas | (H) | W | 77 | 66 |
| F4 Kentucky | (A) | L | 55 | 70 |
| F8 Alabama | (H) | W | 75 | 56 |
| F12 Ole Miss | (H) | W | 74 | 55 |
| F15 Tennessee | (A) | L | 59 | 66 |
| F17 New Orleans | (H) | W | 77 | 48 |
| F22 Vanderbilt | (A) | W | 77 | 74 (OT) |
| F25 South Carolina | (H) | W | 96 | 63 |
| M1 Auburn | (A) | W | 73 | 70 |
| M4 Georgia | (A) | L | 81 | 82 |
| M8 Kentucky | (H) | L | 67 | 69 |

| | | | | |
|--|-----|---|----|----|
| SEC Tournament* | | | | |
| M14 LSU* | (N) | L | 61 | 65 |
| NCAA First and Second Rounds, Tampa, Fla.# | | | | |
| M21 Sam Houston State# | (N) | W | 85 | 55 |
| M23 Michigan State# | (N) | L | 46 | 68 |

2003-04 (20-11) (SEC 9-7, 2ND EAST)

Coach: Billy Donovan

| | | | | |
|---|-----|---|-----|---------|
| MassMutual Tip-Off Classic, Springfield, Mass.* | | | | |
| N25 Montana State | (H) | W | 112 | 73 |
| N28 Arizona* | (N) | W | 78 | 77 |
| D2 Florida A&M | (H) | W | 102 | 78 |
| D4 UCF | (N) | W | 59 | 39 |
| D6 Stetson | (H) | W | 74 | 61 |
| D10 Maryland | (H) | L | 68 | 69 (OT) |
| D13 Louisville | (A) | L | 65 | 73 |
| D20 West Virginia | (N) | W | 70 | 57 |
| D22 Northeastern | (H) | W | 101 | 84 |
| D27 Eastern Kentucky | (H) | W | 109 | 63 |
| J3 Florida State | (H) | W | 87 | 73 |
| J7 South Carolina | (A) | W | 65 | 62 |
| J10 Tennessee | (H) | W | 95 | 57 |
| J17 Vanderbilt | (A) | L | 72 | 86 |
| J21 Mississippi State | (H) | L | 68 | 79 |
| J24 Auburn | (H) | W | 68 | 52 |
| J27 Alabama | (A) | W | 88 | 78 |
| J31 Tennessee | (A) | L | 63 | 65 |
| F3 Kentucky | (H) | L | 65 | 68 |
| F7 Vanderbilt | (H) | W | 81 | 71 |
| F14 LSU | (H) | L | 70 | 73 |
| F17 Georgia | (A) | L | 62 | 76 |
| F21 Ole Miss | (A) | W | 81 | 66 |
| F25 South Carolina | (H) | W | 69 | 58 |
| F28 Arkansas | (A) | W | 73 | 68 |
| M3 Georgia | (H) | W | 63 | 55 |
| M7 Kentucky | (A) | L | 62 | 82 |
| SEC Tournament, Atlanta, Ga.< | | | | |
| M12 Alabama< | (N) | W | 75 | 73 (OT) |
| M13 Vanderbilt< | (N) | W | 91 | 69 |
| M14 Kentucky< | (N) | L | 73 | 89 |
| NCAA First Round, Raleigh, N.C.+ | | | | |
| M18 Manhattan+ | (N) | L | 60 | 75 |

2004-05 (24-8) (SEC 12-4, 2ND EAST)

Coach: Billy Donovan

| | | | | |
|---|-----|---|-----|---------|
| N19 Jacksonville | (N) | W | 81 | 59 |
| N23 Florida Atlantic | (H) | W | 90 | 45 |
| N27 Providence College | (N) | W | 84 | 66 |
| N30 Florida A&M | (H) | W | 88 | 51 |
| D4 Miami | (H) | L | 65 | 72 |
| D8 Stetson | (H) | W | 93 | 54 |
| D11 Louisville | (H) | L | 70 | 74 |
| D19 Georgia Southern | (H) | W | 100 | 68 |
| D22 Eastern Kentucky | (H) | W | 98 | 49 |
| D29 Sam Houston State | (H) | W | 83 | 51 |
| J2 Florida State | (A) | L | 69 | 82 |
| J8 Arkansas | (H) | W | 82 | 74 |
| J12 Auburn | (A) | W | 84 | 78 (OT) |
| J15 Vanderbilt | (A) | W | 82 | 65 |
| J19 Tennessee | (H) | L | 76 | 83 (OT) |
| J25 Georgia | (H) | W | 70 | 47 |
| J29 South Carolina | (H) | W | 80 | 72 |
| F1 Mississippi State | (A) | L | 57 | 71 |
| F5 Alabama | (H) | W | 85 | 54 |
| F8 Kentucky | (A) | L | 66 | 69 |
| F12 Tennessee | (A) | W | 84 | 73 |
| F16 Ole Miss | (H) | W | 90 | 53 |
| F19 LSU | (A) | L | 73 | 77 |
| F23 Vanderbilt | (H) | W | 69 | 61 |
| F27 South Carolina | (A) | W | 66 | 65 |
| M2 Georgia | (A) | W | 50 | 38 |
| M6 Kentucky | (H) | W | 53 | 52 |
| SEC Tournament, Atlanta, Ga.* | | | | |
| M11 Mississippi State* | (N) | W | 80 | 64 |
| M12 Alabama* | (N) | W | 68 | 62 |
| M13 Kentucky* | (N) | W | 70 | 53 |
| NCAA First and Second Rounds, Nashville, Tenn.> | | | | |
| M18 Ohio> | (N) | W | 67 | 62 |

| | | | | |
|----------------|-----|---|----|----|
| M20 Villanova> | (N) | L | 65 | 76 |
|----------------|-----|---|----|----|

2005-06 (33-6) (SEC 10-6, 2ND EAST)

National Champions

Coach: Billy Donovan

| | | | | |
|---|-----|---|-----|----|
| Coaches vs. Cancer Classic> | | | | |
| N9 St. Peter's College> | (H) | W | 80 | 51 |
| N10 Albany> | (H) | W | 83 | 64 |
| N17 Wake Forest> | (N) | W | 77 | 72 |
| N18 Syracuse> | (N) | W | 75 | 70 |
| N25 Florida State | (H) | W | 74 | 66 |
| N28 Alabama State | (H) | W | 87 | 60 |
| D3 UCF | (H) | W | 80 | 47 |
| D6 Providence | (A) | W | 87 | 77 |
| D9 Bethune-Cookman | (H) | W | 88 | 58 |
| D18 Jacksonville | (H) | W | 101 | 58 |
| D22 Miami | (A) | W | 77 | 67 |
| D30 Florida A&M | (H) | W | 84 | 47 |
| J3 Morgan State | (H) | W | 92 | 49 |
| J7 Georgia | (A) | W | 90 | 72 |
| J11 Mississippi State | (H) | W | 75 | 60 |
| J14 Auburn | (H) | W | 69 | 57 |
| J18 Savannah State | (H) | W | 113 | 62 |
| J21 Tennessee | (A) | L | 76 | 80 |
| J25 South Carolina | (A) | L | 62 | 68 |
| J28 Vanderbilt | (H) | W | 81 | 58 |
| J31 Ole Miss | (A) | W | 69 | 58 |
| F4 Kentucky | (H) | W | 95 | 80 |
| F8 South Carolina | (H) | L | 67 | 71 |
| F11 LSU | (H) | W | 71 | 62 |
| F15 Vanderbilt | (A) | W | 73 | 68 |
| F18 Arkansas | (A) | L | 81 | 85 |
| F22 Tennessee | (H) | L | 72 | 76 |
| F26 Alabama | (A) | L | 77 | 82 |
| M1 Georgia | (H) | W | 77 | 66 |
| M5 Kentucky | (A) | W | 79 | 64 |
| SEC Tournament, Nashville, Tenn.* | | | | |
| M10 Arkansas* | (N) | W | 74 | 71 |
| M11 LSU* | (N) | W | 81 | 65 |
| M12 South Carolina* | (N) | W | 49 | 47 |
| NCAA First and Second Rounds, Jacksonville, Fla.# | | | | |
| M16 South Alabama# | (N) | W | 76 | 50 |
| M18 UW-Milwaukee# | (N) | W | 82 | 60 |
| NCAA Regional, Minneapolis, Minn.\$ | | | | |
| M24 Georgetown\$ | (N) | W | 57 | 53 |
| M26 Villanova\$ | (N) | W | 75 | 62 |
| NCAA Final Four, Indianapolis, Ind.! | | | | |
| A1 George Mason! | (N) | W | 73 | 58 |
| A3 UCLA! | (N) | W | 73 | 57 |

2006-07 (35-5) (SEC 13-3, 1ST)

National Champions

Coach: Billy Donovan

| | | | | |
|---------------------------|-----|---|-----|----|
| N10 Samford | (H) | W | 79 | 54 |
| N14 North Florida | (H) | W | 86 | 40 |
| N16 Jacksonville | (H) | W | 90 | 61 |
| N18 Tennessee-Chattanooga | (H) | W | 93 | 44 |
| N21 Prairie View | (H) | W | 94 | 33 |
| N24 Western Kentucky | (N) | W | 101 | 68 |
| N25 Kansas | (N) | L | 80 | 82 |
| N28 Southern | (H) | W | 83 | 27 |
| D3 Florida State | (A) | L | 66 | 70 |
| D6 Providence | (H) | W | 85 | 67 |
| D17 Florida A&M | (N) | W | 72 | 57 |
| D20 Stetson | (H) | W | 88 | 67 |
| D23 Ohio State | (H) | W | 86 | 60 |
| D30 UAB | (N) | W | 75 | 70 |
| J2 Liberty | (H) | W | 89 | 58 |
| J6 Georgia | (H) | W | 67 | 51 |
| J9 Arkansas | (H) | W | 79 | 72 |
| J13 South Carolina | (A) | W | 84 | 50 |
| J20 Ole Miss | (H) | W | 79 | 70 |
| J24 Mississippi State | (A) | W | 70 | 67 |
| J27 Auburn | (A) | W | 91 | 66 |
| J31 Vanderbilt | (H) | W | 74 | 64 |
| F3 Tennessee | (H) | W | 94 | 78 |
| F7 Georgia | (A) | W | 71 | 61 |
| F10 Kentucky | (A) | W | 64 | 61 |

ALL-TIME RESULTS

| | | | | |
|---|-----|---|-----|----|
| F14 Alabama | (H) | W | 76 | 67 |
| F17 Vanderbilt | (A) | L | 70 | 83 |
| F21 South Carolina | (H) | W | 63 | 49 |
| F24 LSU | (A) | L | 56 | 66 |
| F27 Tennessee | (A) | L | 76 | 86 |
| M4 Kentucky | (H) | W | 85 | 72 |
| SEC Tournament, Atlanta, Ga.* | | | | |
| M9 Georgia* | (N) | W | 74 | 57 |
| M10 Ole Miss* | (N) | W | 80 | 59 |
| M11 Arkansas* | (N) | W | 77 | 56 |
| NCAA First and Second Rounds, New Orleans, La.# | | | | |
| M16 Jackson State# | (N) | W | 112 | 69 |
| M18 Purdue# | (N) | W | 74 | 67 |
| NCAA Regional, St. Louis, Mo.\$ | | | | |
| M23 Butler\$ | (N) | W | 65 | 57 |
| M25 Oregon\$ | (N) | W | 85 | 77 |
| NCAA Final Four, Atlanta, Ga.! | | | | |
| M31 UCLA! | (N) | W | 76 | 66 |
| A2 Ohio State! | (N) | W | 84 | 75 |

2007-08 (24-12) (SEC 8-8, 4TH EAST)

Coach: Billy Donovan

| | | | | |
|-------------------------------|-----|---|-----|---------|
| N9 North Dakota State | (H) | W | 75 | 65 |
| N11 Tennessee Tech | (H) | W | 93 | 65 |
| N14 N.C. Central | (H) | W | 105 | 51 |
| N17 Rutgers | (H) | W | 88 | 63 |
| N20 North Florida | (H) | W | 102 | 51 |
| N23 Florida State | (H) | L | 51 | 65 |
| N27 Stetson | (H) | W | 71 | 48 |
| N30 Vermont | (N) | W | 86 | 61 |
| D3 Jacksonville | (H) | W | 88 | 72 |
| D5 Florida A&M | (H) | W | 91 | 52 |
| D15 Georgia Southern | (N) | W | 52 | 49 |
| D19 Charleston Southern | (H) | W | 89 | 64 |
| D22 Ohio State | (A) | L | 49 | 62 |
| D30 Temple | (N) | W | 86 | 69 |
| J2 High Point | (H) | W | 88 | 70 |
| J8 Alabama | (A) | W | 90 | 83 |
| J12 Auburn | (H) | W | 72 | 56 |
| J16 Ole Miss | (A) | L | 87 | 89 |
| J19 Kentucky | (H) | W | 81 | 70 (OT) |
| J23 South Carolina | (A) | W | 73 | 71 |
| J27 Vanderbilt | (H) | W | 86 | 64 |
| F2 Arkansas | (A) | L | 61 | 80 |
| F5 Tennessee | (A) | L | 82 | 104 |
| F9 Georgia | (H) | W | 77 | 67 |
| F13 LSU | (H) | L | 73 | 85 |
| F16 Vanderbilt | (A) | L | 58 | 61 |
| F20 South Carolina | (H) | W | 85 | 82 |
| F27 Georgia | (A) | W | 77 | 64 |
| M1 Mississippi State | (H) | L | 59 | 68 |
| M5 Tennessee | (H) | L | 86 | 89 |
| M9 Kentucky | (A) | L | 70 | 75 |
| SEC Tournament, Atlanta, Ga.* | | | | |
| M13 Alabama* | (N) | L | 69 | 80 |
| NIT# | | | | |
| M19 San Diego State# | (H) | W | 73 | 49 |
| M21 Creighton# | (H) | W | 82 | 54 |
| NIT Quarterfinals\$ | | | | |
| M25 Arizona State\$ | (A) | W | 70 | 57 |
| NIT Semifinals% | | | | |
| A1 UMass% | (N) | L | 66 | 78 |

2008-09 (25-11) (SEC 9-7, 3RD EAST)

Coach: Billy Donovan

| | | | | |
|--------------------------|-----|---|----|----|
| N14 Toledo | (H) | W | 80 | 58 |
| N16 Bradley | (H) | W | 81 | 58 |
| N20 Southern Utah | (H) | W | 64 | 50 |
| N24 Syracuse | (N) | L | 83 | 89 |
| N25 Washington | (N) | W | 86 | 84 |
| N30 Missouri-Kansas City | (N) | W | 86 | 65 |
| D2 Florida A&M | (H) | W | 73 | 58 |
| D7 Florida State | (A) | L | 55 | 57 |
| D10 Florida Gulf Coast | (H) | W | 94 | 60 |
| D20 UCF | (N) | W | 89 | 61 |
| D22 Georgia Southern | (H) | W | 88 | 81 |
| D28 Winthrop | (N) | W | 74 | 45 |
| D30 Stetson | (H) | W | 78 | 57 |

| | | | | |
|------------------------------|-----|---|----|----|
| J3 North Carolina State | (H) | W | 68 | 66 |
| J6 Longwood | (H) | W | 95 | 69 |
| J10 Ole Miss | (H) | W | 78 | 68 |
| J14 Auburn | (A) | W | 68 | 65 |
| J17 Arkansas | (H) | W | 80 | 65 |
| J21 South Carolina | (A) | L | 69 | 70 |
| J25 Vanderbilt | (A) | W | 94 | 69 |
| J28 Georgia | (H) | W | 83 | 57 |
| J31 Tennessee | (A) | L | 63 | 79 |
| F3 South Carolina | (H) | W | 97 | 93 |
| F10 Kentucky | (A) | L | 65 | 68 |
| F14 Georgia | (A) | L | 86 | 88 |
| F18 Alabama | (H) | W | 83 | 74 |
| F21 Vanderbilt | (H) | W | 82 | 68 |
| F24 LSU | (A) | L | 75 | 81 |
| M1 Tennessee | (H) | L | 75 | 79 |
| M4 Mississippi State | (A) | L | 71 | 80 |
| M7 Kentucky | (H) | W | 60 | 53 |
| SEC Tournament, Tampa, Fla.* | | | | |
| M12 Arkansas* | (N) | W | 73 | 58 |
| M13 Auburn* | (N) | L | 58 | 61 |
| NIT# | | | | |
| M18 Jackson State# | (H) | W | 84 | 62 |
| M20 Miami# | (H) | W | 74 | 60 |
| NIT Quarterfinals\$ | | | | |
| M24 Penn State\$ | (H) | L | 62 | 71 |

2009-10 (21-13) (SEC 9-7, 4TH EAST)

Coach: Billy Donovan

| | | | | |
|--|-----|---|----|----------|
| N15 Stetson | (H) | W | 74 | 46 |
| N18 Georgia Southern | (H) | W | 69 | 49 |
| N20 Troy | (H) | W | 80 | 58 |
| N24 Florida State | (H) | W | 68 | 52 |
| N27 Michigan State | (N) | W | 77 | 74 |
| N28 Rutgers | (N) | W | 73 | 58 |
| D1 Florida A&M | (H) | W | 80 | 59 |
| D4 Jacksonville | (A) | W | 85 | 67 |
| D10 Syracuse | (N) | L | 73 | 85 |
| D19 Richmond | (N) | L | 53 | 56 |
| D22 South Alabama | (H) | L | 66 | 67 |
| D28 American | (H) | W | 76 | 60 |
| D30 Presbyterian | (H) | W | 79 | 38 |
| J3 North Carolina State | (A) | W | 62 | 61 (OT) |
| J9 Vanderbilt | (A) | L | 87 | 95 |
| J12 Kentucky | (H) | L | 77 | 89 |
| J16 LSU | (H) | W | 72 | 58 |
| J21 Arkansas | (A) | W | 71 | 66 |
| J23 South Carolina | (H) | W | 58 | 56 |
| J27 Georgia | (H) | W | 87 | 71 |
| J31 Tennessee | (A) | L | 60 | 61 |
| F4 Alabama | (A) | W | 66 | 65 |
| F6 Mississippi State | (H) | W | 69 | 62 |
| F10 South Carolina | (A) | L | 71 | 77 |
| F13 Xavier | (H) | L | 64 | 76 |
| F18 Auburn | (H) | W | 78 | 70 |
| F20 Ole Miss | (A) | W | 64 | 61 |
| F23 Tennessee | (H) | W | 75 | 62 |
| F27 Georgia | (A) | L | 76 | 78 |
| M2 Vanderbilt | (H) | L | 60 | 64 |
| M7 Kentucky | (A) | L | 66 | 74 |
| SEC Tournament, Nashville, Tenn.* | | | | |
| M11 Auburn* | (N) | W | 78 | 69 |
| M12 Mississippi State* | (N) | L | 69 | 75 |
| NCAA Tournament First Round, Oklahoma City, Okla.& | | | | |
| M18 BYU& | (N) | L | 92 | 99 (2OT) |

2010-11 (29-8) (SEC 13-3, 1ST)

Coach: Billy Donovan

| | | | | |
|------------------------|-----|---|-----|----|
| N12 UNC Wilmington | (H) | W | 77 | 60 |
| N16 Ohio State | (H) | L | 75 | 93 |
| N18 North Carolina A&T | (H) | W | 105 | 55 |
| N21 Morehead State | (H) | W | 61 | 55 |
| N23 Florida Atlantic | (H) | W | 79 | 66 |
| N28 Florida State | (A) | W | 55 | 51 |
| D1 UCF | (N) | L | 54 | 57 |
| D5 American | (N) | W | 67 | 48 |
| D9 Kent State | (H) | W | 65 | 52 |
| D18 Kansas State | (N) | W | 57 | 44 |

| | | | | |
|--|-----|---|-----|----------|
| D20 Jacksonville | (H) | L | 68 | 71 (OT) |
| D22 Radford | (H) | W | 66 | 55 |
| D31 Xavier | (A) | W | 71 | 67 |
| J3 Rhode Island | (H) | W | 84 | 59 |
| J8 Ole Miss | (H) | W | 77 | 71 |
| J11 Tennessee | (A) | W | 81 | 75 (OT) |
| J15 South Carolina | (H) | L | 69 | 72 |
| J20 Auburn | (A) | W | 45 | 40 |
| J22 Arkansas | (H) | W | 75 | 43 |
| J25 Georgia | (A) | W | 104 | 91 (2OT) |
| J29 Mississippi State | (A) | L | 64 | 71 |
| F1 Vanderbilt | (H) | W | 65 | 61 (OT) |
| F5 Kentucky | (H) | W | 70 | 68 |
| F9 South Carolina | (A) | W | 79 | 60 |
| F12 Tennessee | (H) | W | 61 | 60 |
| F20 LSU | (A) | W | 68 | 61 |
| F24 Georgia | (H) | W | 71 | 62 |
| F26 Kentucky | (A) | L | 68 | 76 |
| M1 Alabama | (H) | W | 78 | 51 |
| M5 Vanderbilt | (A) | W | 86 | 76 |
| SEC Tournament, Atlanta, Ga.* | | | | |
| M11 Tennessee* | (N) | W | 85 | 74 |
| M12 Vanderbilt* | (N) | W | 77 | 66 |
| M13 Kentucky* | (N) | L | 54 | 70 |
| NCAA Second and Third Rounds, Tampa, Fla.^ | | | | |
| M17 UC Santa Barbara^ | (N) | W | 79 | 51 |
| M19 UCLA^ | (N) | W | 73 | 65 |
| NCAA Regional, New Orleans, La.# | | | | |
| M24 BYU# | (N) | W | 83 | 74 |
| M26 Butler# | (N) | L | 71 | 74 (OT) |

2011-12 (26-11) (SEC 10-6, T2ND)

Coach: Billy Donovan

| | | | | |
|--|-----|---|-----|----------|
| N11 Jackson State | (H) | W | 99 | 59 |
| N15 Ohio State | (A) | L | 74 | 81 |
| N17 North Florida | (H) | W | 91 | 55 |
| N21 Wright State | (N) | W | 78 | 65 |
| N25 Jacksonville | (H) | W | 107 | 62 |
| N28 Stetson | (N) | W | 96 | 70 |
| D2 Syracuse | (A) | L | 68 | 72 |
| D7 Arizona | (H) | W | 78 | 72 (OT) |
| D9 Rider | (N) | W | 90 | 69 |
| D17 Texas A&M | (H) | W | 84 | 64 |
| D19 Mississippi Valley State | (N) | W | 82 | 54 |
| D22 Florida State | (H) | W | 82 | 64 |
| D29 Rutgers | (A) | L | 83 | 85 (2OT) |
| D31 Yale | (H) | W | 90 | 70 |
| J3 UAB | (H) | W | 79 | 61 |
| J7 Tennessee | (A) | L | 56 | 67 |
| J10 Georgia | (H) | W | 70 | 48 |
| J14 South Carolina | (A) | W | 79 | 65 |
| J21 LSU | (H) | W | 76 | 64 |
| J26 Ole Miss | (A) | W | 64 | 60 |
| J28 Mississippi State | (H) | W | 69 | 57 |
| F2 South Carolina | (H) | W | 74 | 66 |
| F4 Vanderbilt | (H) | W | 73 | 65 |
| F7 Kentucky | (A) | L | 58 | 78 |
| F11 Tennessee | (H) | L | 70 | 75 |
| F14 Alabama | (A) | W | 61 | 52 |
| F18 Arkansas | (A) | W | 98 | 68 |
| F21 Auburn | (H) | W | 63 | 47 |
| F25 Georgia | (A) | L | 62 | 76 |
| F28 Vanderbilt | (A) | L | 67 | 77 |
| M4 Kentucky | (H) | L | 59 | 74 |
| SEC Tournament, New Orleans, La.* | | | | |
| M9 Alabama* | (N) | W | 66 | 63 |
| M10 Kentucky* | (N) | L | 71 | 74 |
| NCAA Second and Third Rounds, Omaha, Neb.^ | | | | |
| M16 Virginia^ | (N) | W | 71 | 45 |
| M18 Norfolk State^ | (N) | W | 84 | 50 |
| NCAA West Regional, Phoenix, Ariz.# | | | | |
| M22 Marquette# | (N) | W | 68 | 58 |
| M24 Louisville# | (N) | L | 68 | 72 |

YEAR-BY-YEAR

| YEAR | COACH | CAPTAIN | WON | LOST | SEC | | FINISH | POINTS |
|----------|-------------------------|---|-----|------|-----|------|----------------|-----------|
| | | | | | WON | LOST | | |
| 1915-16 | C.J. McCoy | R.K. Van Camp | 5 | 1 | | | | 192-140 |
| 1916-19 | No teams because of WWI | | | | | | | |
| 1919-20 | No Coach | C.A. Cox | 2 | 5 | | | | 181-234 |
| 1920-21 | W.G. Kline | W.M. Madison | 5 | 6 | | | | 308-418 |
| 1921-22 | W.G. Kline | C.Y. Byrd | 5 | 5 | | | | 306-283 |
| 1922-23 | C.Y. Byrd | Roland Moss | 2 | 5 | | | | 157-238 |
| 1923-24 | J.L. White | Edgar Jones | 5 | 10 | | | | 324-442 |
| 1924-25 | J.L. White | Edgar Jones | 2 | 7 | | | | 217-289 |
| 1925-26 | Brady Cowell | Lamar Sarra | 7 | 7 | | | | 401-399 |
| 1926-27 | Brady Cowell | Red Smith | 6 | 20 | | | | 738-984 |
| 1927-28 | Brady Cowell | Ion Walker | 5 | 16 | | | | 646-748 |
| 1928-29 | Brady Cowell | George Perrine | 7 | 13 | | | | 605-746 |
| 1929-30 | Brady Cowell | Dale Van Sickle | 10 | 4 | | | | 516-392 |
| 1930-31 | Brady Cowell | Dale Waters | 10 | 9 | | | | 680-653 |
| 1931-32 | Brady Cowell | A.E. Emmelhainz | 8 | 12 | | | | 640-606 |
| 1932-33 | Brady Cowell | Brennan Brown | 9 | 5 | 4 | 4 | Sixth | 484-452 |
| 1933-34 | Ben Clemmons | George Gunn | 11 | 7 | 4 | 2 | Fourth | 622-541 |
| 1934-35 | Ben Clemmons | Welcome Shearer | 8 | 7 | 4 | 3 | Fifth | 501-499 |
| 1935-36 | Ben Clemmons | George Smathers | 4 | 11 | 2 | 8 | Eleventh | 407-487 |
| 1936-37 | Josh Cody | Floyd Christian | 5 | 13 | 1 | 9 | Twelfth | 569-585 |
| 1937-38 | Sam McAllister | Charlie Crejcie | 11 | 9 | 3 | 7 | Eleventh | 709-691 |
| 1938-39 | Sam McAllister | Game Captains | 9 | 6 | 5 | 4 | Seventh | 484-485 |
| 1939-40 | Sam McAllister | Henry Chalker, Jack Maynard | 13 | 9 | 5 | 4 | Fifth | 953-816 |
| 1940-41 | Sam McAllister | Frank Yinshannis | 15 | 3 | 6 | 2 | Second | 787-634 |
| 1941-42 | Sam McAllister | Steve Elish | 8 | 9 | 3 | 8 | Ninth | 616-623 |
| 1942-43 | Spurgeon Cherry | Doyle Carlton | 8 | 7 | 0 | 6 | Twelfth | 721-515 |
| 1943-44 | No team because of WWII | | | | | | | |
| 1944-45 | Spurgeon Cherry | Doug Belden | 7 | 12 | 4 | 2 | Fourth | 828-852 |
| 1945-46 | Spurgeon Cherry | Kenneth Hartsaw | 7 | 14 | 2 | 6 | Tenth | 979-1009 |
| 1946-47 | Sam McAllister | Game Captains | 17 | 9 | 4 | 4 | Sixth | 1155-1012 |
| 1947-48 | Sam McAllister | Game Captains | 15 | 10 | 5 | 7 | Seventh | 1335-1250 |
| 1948-49 | Sam McAllister | Bill Atkinson | 11 | 15 | 4 | 8 | Ninth | 1405-1415 |
| 1949-50 | Sam McAllister | Julian Miller, Hans Tanzler | 9 | 14 | 4 | 10 | Eleventh | 1206-1309 |
| 1950-51 | Sam McAllister | Ted Jaycox | 11 | 12 | 6 | 8 | Eighth | 1432-1518 |
| 1951-52 | John Mauer | Game Captains | 15 | 9 | 7 | 7 | Seventh | 1578-1543 |
| 1952-53 | John Mauer | Rick Casares, Roy Roberts | 13 | 6 | 8 | 5 | Third | 1352-1265 |
| 1953-54 | John Mauer | Game Captains | 7 | 15 | 3 | 11 | Tenth | 1554-1681 |
| 1954-55 | John Mauer | Sonny Powell | 12 | 10 | 5 | 9 | Ninth | 1618-1667 |
| 1955-56 | John Mauer | Ted Copeland | 11 | 12 | 4 | 10 | Eleventh | 1811-1756 |
| 1956-57 | John Mauer | Bob Emrick | 14 | 10 | 6 | 8 | Eighth | 1861-1708 |
| 1957-58 | John Mauer | Joe Hobbs | 12 | 9 | 5 | 9 | Ninth | 1549-1450 |
| 1958-59 | John Mauer | Dick Hoban, Charlie Pike | 8 | 15 | 2 | 12 | Eleventh | 1625-1746 |
| 1959-60 | John Mauer | Bob Sherwood | 6 | 16 | 3 | 11 | Eleventh | 1549-1655 |
| 1960-61 | Norm Sloan | Bob Shiver | 15 | 11 | 9 | 5 | Fourth | 1830-1846 |
| 1961-62 | Norm Sloan | Lou Merchant | 12 | 11 | 8 | 6 | Fourth | 1554-1589 |
| 1962-63 | Norm Sloan | Buddy Bales | 12 | 14 | 5 | 9 | Ninth | 1943-1975 |
| 1963-64 | Norm Sloan | Tom Barbee, Mont Highley | 12 | 10 | 6 | 8 | Ninth | 1720-1606 |
| 1964-65 | Norm Sloan | Brooks Henderson | 18 | 7 | 11 | 5 | Fourth | 1826-1568 |
| 1965-66 | Norm Sloan | Bob Hoffmann, Paul Morton | 16 | 10 | 9 | 7 | Fifth | 1855-1740 |
| 1966-67 | Tommy Bartlett | Skip Highley | 21 | 4 | 14 | 4 | Second | 1931-1637 |
| 1967-68 | Tommy Bartlett | David Miller | 15 | 10 | 11 | 7 | Fifth | 1968-1864 |
| 1968-69 | Tommy Bartlett | Neal Walk | 18 | 9 | 12 | 6 | Third | 2093-1905 |
| 1969-70 | Tommy Bartlett | Andy Owens | 9 | 17 | 6 | 12 | Eighth | 1913-2048 |
| 1970-71 | Tommy Bartlett | Earl Findley | 11 | 15 | 8 | 10 | Seventh | 1907-1966 |
| 1971-72 | Tommy Bartlett | Jerry Hoover | 10 | 15 | 4 | 14 | Tenth | 1986-1952 |
| 1972-73 | Tommy Bartlett | Tony Miller | 11 | 15 | 7 | 11 | Seventh | 1911-1933 |
| 1973-74 | John Lotz | Tim Fletcher, Mark Thompson, Steve Williams | 15 | 11 | 9 | 9 | Fifth | 1993-1969 |
| 1974-75 | John Lotz | Chip Williams | 12 | 16 | 8 | 10 | Sixth | 2290-2275 |
| 1975-76 | John Lotz | Mike Lederman, Gene Shy | 12 | 14 | 7 | 11 | Sixth | 2101-2030 |
| 1976-77 | John Lotz | Don Bostic, Len Sanders, Bob Smyth | 17 | 9 | 10 | 8 | Fourth | 2108-1980 |
| 1977-78 | John Lotz | Al Bonner, Larry Brewster, Richard Gasper | 15 | 12 | 8 | 10 | Sixth | 2053-2014 |
| 1978-79 | John Lotz | Malcolm Cesare, Ric Clarson | 8 | 19 | 3 | 15 | Tenth | 1990-2053 |
| 1979-80 | John Lotz - Ed Visscher | Game Captains | 7 | 21 | 2 | 16 | Tenth | 1928-2210 |
| 1980-81 | Norm Sloan | Ken McCraney, Mark Giombetti | 12 | 16 | 5 | 13 | Eighth | 1924-2074 |
| 1981-82 | Norm Sloan | Game Captains | 5 | 22 | 2 | 16 | Tenth | 1845-1922 |
| 1982-83 | Norm Sloan | Game Captains | 13 | 18 | 5 | 13 | Tenth | 2260-2227 |
| 1983-84 | Norm Sloan | Vernon Delancy, Ronnie Williams | 16 | 13 | 11 | 7 | Third | 2029-1916 |
| 1984-85 | Norm Sloan | Eugene McDowell | 18 | 12 | 9 | 9 | Fifth | 2211-2047 |
| 1985-86 | Norm Sloan | Joe Lawrence, Andrew Moten | 19 | 14 | 10 | 8 | Fourth | 2316-2203 |
| 1986-87* | Norm Sloan | Joe Lawrence, Andrew Moten | 21 | 10 | 12 | 6 | Second | 2864-2444 |
| 1987-88^ | Norm Sloan | Vernon Maxwell | 22 | 11 | 11 | 7 | T-Second | 2559-2382 |
| 1988-89 | Norm Sloan | Clifford Lett | 21 | 13 | 13 | 5 | First | 2586-2597 |
| 1989-90 | Don DeVoe | Renaldo Garcia | 7 | 21 | 3 | 15 | Tenth | 1898-2029 |
| 1990-91 | Lon Kruger | Dwayne Davis, Renaldo Garcia | 11 | 17 | 7 | 11 | Sixth | 2056-2121 |
| 1991-92 | Lon Kruger | Brian Hogan, Tim Turner | 19 | 14 | 9 | 7 | Second (East) | 2261-2189 |
| 1992-93 | Lon Kruger | Hosie Grimsley, Stacey Poole, Scott Stewart | 16 | 12 | 9 | 7 | Third (East) | 2058-1975 |
| 1993-94 | Lon Kruger | Craig Brown, Andrew DeClercq | 29 | 8 | 12 | 4 | T-First (East) | 2777-2514 |
| 1994-95 | Lon Kruger | Dan Cross, Andrew DeClercq | 17 | 13 | 8 | 8 | Third (East) | 2178-2057 |

YEAR-BY-YEAR

| | | | | | | | | |
|---------|---------------|--|----|----|----|----|----------------|-----------|
| 1995-96 | Lon Kruger | Dametri Hill, Brian Thompson | 12 | 16 | 6 | 10 | Fifth (East) | 1869-1974 |
| 1996-97 | Billy Donovan | None | 13 | 17 | 5 | 11 | Fifth (East) | 2220-2181 |
| 1997-98 | Billy Donovan | None | 14 | 15 | 6 | 10 | Sixth (East) | 2208-2134 |
| 1998-99 | Billy Donovan | Eddie Shannon, Greg Stolt | 22 | 9 | 10 | 6 | Third (East) | 2488-2176 |
| 1999-00 | Billy Donovan | Major Parker, Kenyan Weaks, Brent Wright | 29 | 8 | 12 | 4 | T-First (East) | 3102-2548 |
| 2000-01 | Billy Donovan | Major Parker, Brent Wright | 24 | 7 | 12 | 4 | T-First (East) | 2509-2081 |
| 2001-02 | Billy Donovan | Matt Bonner, Udonis Haslem, Brett Nelson | 22 | 9 | 10 | 6 | T-First (East) | 2495-2064 |
| 2002-03 | Billy Donovan | Matt Bonner, Justin Hamilton, Brett Nelson | 25 | 8 | 12 | 4 | Second (East) | 2484-2128 |
| 2003-04 | Billy Donovan | None | 20 | 11 | 9 | 7 | Second (East) | 2369-2149 |
| 2004-05 | Billy Donovan | None | 24 | 8 | 12 | 4 | Second (East) | 2438-2020 |
| 2005-06 | Billy Donovan | None | 33 | 6 | 10 | 6 | Second (East) | 3052-2478 |
| 2006-07 | Billy Donovan | None | 35 | 5 | 13 | 3 | First (East) | 3193-2504 |
| 2007-08 | Billy Donovan | None | 24 | 12 | 8 | 8 | Fourth (East) | 2791-2433 |
| 2008-09 | Billy Donovan | None | 25 | 11 | 9 | 7 | Third (East) | 2774-2427 |
| 2009-10 | Billy Donovan | None | 21 | 13 | 9 | 7 | Fourth (East) | 2455-2258 |
| 2010-11 | Billy Donovan | None | 29 | 8 | 13 | 3 | First (East) | 2667-2343 |
| 2011-12 | Billy Donovan | None | 26 | 11 | 10 | 6 | T-Second# | 2808-2404 |

*Two wins and one loss vacated by NCAA from original 23-11 record.

^One win and one loss vacated by NCAA from original 23-12 record.

#The SEC eliminated divisions beginning in 2011-12.

UF BASKETBALL RECORD BY DECADES

| YEARS | OVERALL | | | SEC | | |
|---------------|-------------|-------------|-------------|------------|------------|-------------|
| | W | L | PCT. | W | L | PCT. |
| 1910-1919 | 5 | 1 | .833 | — | — | — |
| 1920-1929 | 46 | 94 | .329 | — | — | — |
| 1930-1939 | 86 | 89 | .491 | 23 | 37 | .383 |
| 1940-1949 | 103 | 84 | .554 | 33 | 47 | .413 |
| 1950-1959 | 112 | 115 | .493 | 50 | 89 | .360 |
| 1960-1969 | 145 | 101 | .589 | 88 | 68 | .564 |
| 1970-1979 | 120 | 145 | .453 | 70 | 110 | .389 |
| 1980-1989 | 155 | 147 | .513 | 80 | 100 | .444 |
| 1990-1999 | 167 | 140 | .544 | 75 | 89 | .457 |
| 2000-2009 | 260 | 87 | .750 | 107 | 53 | .669 |
| 2010-Present | 66 | 29 | .695 | 32 | 16 | .667 |
| Totals | 1265 | 1032 | .551 | 558 | 609 | .478 |

UF ALL-TIME RECORD BY MONTH*

| Month | W | L | Pct. |
|--------------|-------------|-------------|-------------|
| November | 99 | 21 | .825 |
| December | 320 | 193 | .624 |
| January | 374 | 302 | .553 |
| February | 350 | 404 | .464 |
| March | 120 | 99 | .548 |
| April | 4 | 4 | .500 |
| Total | 1264 | 1021 | .551 |

* Missing 12 games in early years with no months.

COACHING RECORDS

COACHES BY VICTORIES

| COACH | SEASONS | WINS |
|-----------------|---------|------|
| BILLY DONOVAN | 16 | 386 |
| Norm Sloan | 15 | 232 |
| Sam McAllister | 10 | 119 |
| Lon Kruger | 6 | 104 |
| John Mauer | 9 | 98 |
| Tommy Bartlett | 7 | 95 |
| John Lotz | 7 | 83 |
| Brady Cowell | 8 | 62 |
| Ben Clemmons | 3 | 23 |
| Spurgeon Cherry | 3 | 22 |
| W.G. Kline | 2 | 10 |
| J.L. White | 2 | 7 |
| Don DeVoe | 1 | 7 |
| C.J. McCoy | 1 | 5 |
| Josh Cody | 1 | 5 |
| Ed Visscher | 1 | 3 |
| C.Y. Byrd | 1 | 2 |

COACHES BY PERCENTAGE

| COACH | SEASONS | PCT |
|-----------------|---------|------|
| C.J. McCoy | 1 | .833 |
| BILLY DONOVAN | 16 | .710 |
| Lon Kruger | 6 | .565 |
| Sam McAllister | 10 | .553 |
| Norm Sloan | 15 | .547 |
| Tommy Bartlett | 7 | .528 |
| John Mauer | 9 | .490 |
| John Lotz | 7 | .487 |
| Ben Clemmons | 3 | .479 |
| W.G. Kline | 2 | .476 |
| Brady Cowell | 8 | .419 |
| Spurgeon Cherry | 3 | .400 |
| J.L. White | 2 | .292 |
| C.Y. Byrd | 1 | .286 |
| Josh Cody | 1 | .278 |
| Don DeVoe | 1 | .250 |
| Ed Visscher | 1 | .176 |

COACHES BY SEC VICTORIES

| COACH | SEASONS | WINS |
|-----------------|---------|------|
| BILLY DONOVAN | 16 | 160 |
| Norm Sloan | 15 | 126 |
| Tommy Bartlett | 7 | 62 |
| Lon Kruger | 6 | 51 |
| John Lotz | 7 | 46 |
| Sam McAllister | 10 | 45 |
| John Mauer | 9 | 43 |
| Ben Clemmons | 3 | 10 |
| Spurgeon Cherry | 3 | 6 |
| Brady Cowell | 1 | 4 |
| Don DeVoe | 1 | 3 |
| Josh Cody | 1 | 1 |
| Ed Visscher | 1 | 1 |

COACHES BY SEC PERCENTAGE

| COACH | SEASONS | PCT |
|-----------------|---------|------|
| BILLY DONOVAN | 16 | .625 |
| Lon Kruger | 6 | .520 |
| Norm Sloan | 15 | .504 |
| Brady Cowell | 1 | .500 |
| Tommy Bartlett | 7 | .492 |
| Ben Clemmons | 3 | .434 |
| Sam McAllister | 10 | .421 |
| John Lotz | 7 | .412 |
| John Mauer | 9 | .344 |
| Spurgeon Cherry | 3 | .300 |
| Don DeVoe | 1 | .167 |
| Josh Cody | 1 | .100 |
| Ed Visscher | 1 | .071 |

ALL-TIME COACHING RECORDS

| YEAR | COACH | SEASONS | OVERALL | | | SEC | | |
|------------------|-----------------|-----------|--------------|--------------|-------------|------------|------------|-------------|
| | | | WON | LOST | PCT | WON | LOST | PCT |
| 1915-16 | C.J. McCoy | 1 | 5 | 1 | .833 | | | |
| 1919-20 | No Coach | 1 | 2 | 5 | .286 | | | |
| 1920-22 | W.G. Kline | 2 | 10 | 11 | .476 | | | |
| 1922-23 | C.Y. Byrd | 1 | 2 | 5 | .286 | | | |
| 1923-25 | J.L. White | 2 | 7 | 17 | .292 | | | |
| 1925-33 | Brady Cowell | 8 | 62 | 86 | .419 | 4 | 4 | .500 |
| 1933-36 | Ben Clemmons | 3 | 23 | 25 | .479 | 10 | 13 | .434 |
| 1936-37 | Josh Cody | 1 | 5 | 13 | .278 | 1 | 9 | .111 |
| 1937-42, 1946-51 | Sam McAllister | 10 | 119 | 96 | .553 | 45 | 62 | .421 |
| 1942-43, 1944-46 | Spurgeon Cherry | 3 | 22 | 33 | .400 | 6 | 14 | .300 |
| 1951-60 | John Mauer | 9 | 98 | 102 | .490 | 43 | 82 | .344 |
| 1966-73 | Tommy Bartlett | 7 | 95 | 85 | .528 | 62 | 64 | .492 |
| 1973-80 | John Lotz | *7 | 83 | 88 | .487 | 46 | 66 | .412 |
| 1979-80 | Ed Visscher | ^1 | 3 | 14 | .176 | 1 | 13 | .071 |
| 1960-66, 1980-89 | Norm Sloan | 15 | 232 | 192 | .547 | 126 | 124 | .504 |
| 1989-90 | Don DeVoe | 1 | 7 | 21 | .250 | 3 | 15 | .166 |
| 1991-96 | Lon Kruger | 6 | 104 | 80 | .565 | 51 | 47 | .520 |
| 1996-current | BILLY DONOVAN | 16 | 386 | 158 | .710 | 160 | 96 | .625 |
| Totals | | 94 | 1,265 | 1,032 | .551 | 558 | 609 | .478 |

*Lotz coached 11 games in 1979-80

^Visscher was interim coach for remainder of 1979-80 season

^DeVoe was interim coach for complete 1989-90 season (took over for Norm Sloan on Oct. 31, 1989)

COACHES IN GAMES DECIDED BY FIVE POINTS OR LESS

| COACH | 1-POINT | 2-POINT | 3-POINT | 4-POINT | 5-POINT | TOTAL |
|------------------|--------------|--------------|--------------|--------------|--------------|----------------|
| DONOVAN, BILLY | 10-14 | 10-18 | 15-19 | 17-14 | 10-7 | 62-72 |
| Kruger, Lon | 6-2 | 9-5 | 8-10 | 4-4 | 4-4 | 31-25 |
| DeVoe, Don | 0-0 | 0-0 | 0-1 | 0-1 | 1-0 | 1-2 |
| Sloan, Norm | 9-18 | 10-19 | 13-8 | 13-14 | 8-6 | 53-65 |
| Visscher, Ed | 1-0 | 0-0 | 0-2 | 0-0 | 1-0 | 2-2 |
| Lotz, John | 5-10 | 4-4 | 6-7 | 5-4 | 4-2 | 24-27 |
| Bartlett, Tommy | 7-8 | 11-4 | 3-5 | 2-7 | 4-4 | 27-28 |
| Mauer, John | 3-3 | 5-5 | 5-3 | 8-6 | 4-3 | 25-20 |
| McAllister, Sam | 3-4 | 9-8 | 7-9 | 3-3 | 6-2 | 28-26 |
| Cherry, Spurgeon | 0-0 | 1-3 | 1-2 | 0-2 | 0-3 | 2-10 |
| Cody, Josh | 0-4 | 0-2 | 0-0 | 0-1 | 0-0 | 0-7 |
| Clemmons, Ben | 1-0 | 3-4 | 1-1 | 1-1 | 1-4 | 7-10 |
| Cowell, Brady | 5-6 | 0-2 | 3-4 | 2-1 | 1-8 | 11-21 |
| White, J.L. | 1-0 | 1-1 | 0-1 | 1-1 | 0-0 | 3-3 |
| Byrd, C.Y. | 0-0 | 0-1 | 0-0 | 1-0 | 0-0 | 1-1 |
| Kline, W.G. | 0-1 | 0-0 | 1-0 | 0-1 | 0-0 | 1-2 |
| McCoy, C.J. | 0-0 | 0-0 | 0-0 | 1-0 | 0-0 | 1-0 |
| No Coach | 0-0 | 0-1 | 1-0 | 0-1 | 0-0 | 1-2 |
| Total | 51-70 | 63-77 | 64-72 | 58-61 | 44-43 | 280-317 |
| Games | 121 | 140 | 136 | 119 | 87 | 597 |

Most 1-Point Games Season: 5 (five times, last in 1985-86)

Most Games Decided by Two Points or Less Season: 9 (1983-84)

Most Games Decided by Three Points or Less Season: 12 (1981-82)

Most Games Decided by Four Points or Less Season: 14 (1981-82)

Most Games Decided by Five Points or Less Season: 14 (1981-82)

UF ASSISTANT COACHES (SINCE 1950)

| COACH | TENURE | COACH | TENURE |
|------------------|--------------|----------------|-------------------------|
| James Brown | 1976-82 | John Pelphrey | 1996-2002, 2011-present |
| Rashon Burno | 2012-present | Richard Pitino | 2009-11 |
| R.C. Buford | 1993-94 | Lewis Preston | 2006-08 |
| Anthony Grant | 1996-2006 | Norm Roberts | 2011-12 |
| Dick Grubar | 1973-78 | Dave Robinson | 1979-80 |
| Brooks Henderson | 1965-66 | Mike Shepherd | 1994-96 |
| Billy Henry | 1970-72 | Larry Shyatt | 2004-11 |
| Rick Hughes | 1989-90 | Shaka Smart | 2008-09 |
| Donnie Jones | 1996-2007 | Kirk Speraw | 1990-93 |
| Elden Kamla | 1978-80 | Bobby Stevens | 1989-90 |
| Rob Lanier | 2007-11 | Ron Stewart | 1990-96 |
| Jim McCachren | 1949-72 | Bob Swander | 1960-61 |
| Matt McCall | 2011-present | Monte Towe | 1980-89 |
| Kenny McCraney | 1982-89 | Terry Truax | 1973-76 |
| Robert McCullum | 1990-96 | Ed Visscher | 1978-80 |
| Perry Moore | 1961-64 | Phil Weber | 1984-89 |
| Biff Nicholls | 1980-83 | | |
| Tom Ostrom | 2002-04 | | |

UF HALFTIME COMEBACKS

| DATE | GAME | DEFICIT | FINAL |
|----------------|--------------------------|---------|--------------|
| Feb. 21, 2012 | Auburn | 3 | 63-47 |
| Jan. 26, 2012 | at Ole Miss | 10 | 64-60 |
| Jan. 14, 2012 | at South Carolina | 1 | 79-65 |
| March 12, 2011 | Vanderbilt (SEC) | 8 | 77-66 |
| March 11, 2011 | Tennessee (SEC) | 5 | 85-74 |
| Feb. 24, 2011 | vs. Georgia | 7 | 71-62 |
| Feb. 12, 2011 | vs. Tennessee | 6 | 61-60 |
| Jan. 25, 2011 | at Georgia | 2 | 104-91 (20T) |
| Jan. 20, 2011 | at Auburn | 1 | 45-40 |
| Dec. 18, 2010 | Kansas State (N) | 3 | 57-44 |
| Feb. 20, 2010 | at Ole Miss | 1 | 64-61 |
| Feb. 6, 2010 | vs. Mississippi State | 2 | 69-62 |
| Jan. 3, 2010 | at North Carolina State | 2 | 62-61 |
| Nov. 20, 2009 | vs. Troy | 1 | 80-58 |
| Jan. 3, 2009 | vs. North Carolina State | 10 | 68-66 |
| Jan. 23, 2008 | at South Carolina | 2 | 73-71 |
| Jan. 8, 2008 | at Alabama | 7 | 90-83 |
| Dec. 15, 2007 | vs. Georgia Southern | 9 | 52-49 |
| March 18, 2007 | vs. Purdue | 2 | 74-67 |
| Feb. 14, 2007 | vs. Alabama | 11 | 76-67 |
| Jan. 31, 2007 | vs. Vanderbilt | 11 | 74-64 |
| Jan. 24, 2007 | at Mississippi State | 4 | 70-67 |
| Jan. 6, 2007 | vs. Georgia | 1 | 67-51 |
| Dec. 30, 2006 | vs. UAB | 7 | 75-70 |
| March 24, 2006 | Georgetown (NCAA) | 2 | 57-53 |
| March 11, 2006 | LSU (SEC) | 3 | 81-65 |
| Feb. 4, 2006 | vs. Kentucky | 2 | 95-80 |
| Jan. 28, 2006 | vs. Vanderbilt | 3 | 81-58 |
| Nov. 25, 2005 | vs. Florida State | 8 | 74-66 |
| Nov. 18, 2005 | vs. Syracuse (N) | 1 | 75-70 |
| March 2, 2005 | at Georgia | 4 | 50-38 |
| Feb. 27, 2005 | at South Carolina | 10 | 66-65 |
| Jan. 12, 2005 | at Auburn | 3 | 84-78 (OT) |
| March 12, 2004 | Alabama (SEC) | 4 | 75-73 (OT) |
| Jan. 7, 2004 | at South Carolina | 2 | 65-62 |
| Dec. 20, 2003 | vs. West Virginia (N) | 6 | 70-57 |
| Nov. 28, 2003 | vs. Arizona (N) | 1 | 78-77 |
| Feb. 22, 2003 | at Vanderbilt | 2 | 77-74 (OT) |
| Jan. 18, 2003 | at South Carolina | 7 | 77-75 |
| Jan. 11, 2003 | vs. Georgia | 5 | 66-63 |
| Jan. 7, 2003 | at Mississippi State | 6 | 74-66 |
| Dec. 23, 2002 | vs. Charleston Southern | 2 | 74-62 |
| Dec. 14, 2002 | at Maryland | 1 | 69-64 |
| Feb. 13, 2001 | at LSU | 7 | 81-74 (OT) |
| Feb. 10, 2001 | vs. Arkansas | 6 | 73-63 |
| Jan. 24, 2001 | at Auburn | 4 | 65-63 |
| Jan. 10, 2001 | at Mississippi State | 7 | 81-80 |
| Jan. 8, 2000 | at Ole Miss | 3 | 75-71 |
| Dec. 11, 1999 | vs. Bethune-Cookman | 2 | 93-77 |
| March 13, 1999 | Weber State (NCAA) | 5 | 82-74 (OT) |
| March 11, 1999 | Penn (NCAA) | 11 | 75-61 |
| Jan. 23, 1999 | vs. Tennessee | 2 | 93-72 |
| Jan. 20, 1999 | at LSU | 2 | 77-58 |
| March 6, 1998 | Auburn (SEC) | 3 | 68-64 |
| Jan. 19, 1998 | at Jacksonville | 4 | 75-69 |
| Jan. 18, 1997 | vs. Alabama | 5 | 85-66 |
| Jan. 27, 1996 | vs. LSU | 1 | 73-70 |
| Jan. 13, 1996 | vs. South Carolina | 4 | 81-69 |
| Dec. 30, 1995 | at Oklahoma | 9 | 76-72 (OT) |
| March 5, 1995 | vs. Vanderbilt | 4 | 69-58 |
| Feb. 15, 1995 | vs. Tennessee | 3 | 70-48 |
| Jan. 28, 1995 | vs. Ole Miss | 4 | 72-57 |
| Nov. 25, 1994 | vs. Stetson | 4 | 73-64 |
| March 25, 1994 | vs. Connecticut (NCAA) | 6 | 69-60 |
| March 17, 1994 | vs. James Madison (NCAA) | 4 | 64-62 |
| Feb. 21, 1994 | vs. Florida State | 2 | 72-61 |
| Feb. 16, 1994 | vs. Georgia | 4 | 91-79 |
| Feb. 5, 1994 | vs. Mississippi State | 5 | 84-75 |
| Feb. 2, 1994 | vs. Auburn | 2 | 68-67 |
| Jan. 15, 1994 | at South Carolina | 9 | 77-75 |
| Jan. 5, 1994 | vs. LSU | 2 | 74-73 |
| Dec. 30, 1993 | vs. Evansville | 3 | 66-63 |
| Dec. 22, 1993 | at Villanova | 4 | 85-77 |
| Dec. 4, 1993 | at Texas | 2 | 76-68 |
| Feb. 24, 1993 | at South Carolina | 18 | 80-73 |
| Jan. 13, 1993 | at Georgia | 4 | 81-77 (OT) |
| Jan. 6, 1993 | at Auburn | 4 | 76-73 |
| March 4, 1992 | vs. Kentucky | 6 | 79-62 |
| Feb. 26, 1992 | at Tennessee | 8 | 72-68 |

| DATE | GAME | DEFICIT | FINAL |
|----------------|-----------------------|---------|------------|
| Feb. 22, 1992 | at South Carolina | 9 | 50-48 |
| Jan. 25, 1992 | vs. Vanderbilt | 1 | 75-55 |
| Feb. 6, 1991 | at Auburn | 4 | 87-84 |
| Dec. 12, 1989 | James Madison (N) | 6 | 85-77 |
| March 10, 1989 | Georgia (SEC) | 11 | 62-61 |
| March 1, 1989 | at LSU | 6 | 104-95 |
| Feb. 25, 1989 | vs. Vanderbilt | 4 | 83-80 |
| Feb. 15, 1989 | vs. Auburn | 2 | 90-79 |
| Feb. 11, 1989 | at Kentucky | 7 | 59-53 |
| Feb. 8, 1989 | vs. Georgia | 9 | 65-60 |
| Jan. 25, 1989 | at Vanderbilt | 9 | 81-78 |
| Nov. 30, 1988 | vs. Siena | 9 | 71-67 |
| Nov. 26, 1988 | at Alaska-Anchorage | 3 | 83-72 |
| Feb. 3, 1988 | at Alabama | 6 | 74-64 |
| Jan. 17, 1987 | vs. Tennessee | 9 | 97-90 |
| Dec. 20, 1986 | Ohio State (N) | 1 | 82-72 |
| Feb. 26, 1986 | vs. Alabama | 8 | 77-65 |
| Feb. 1, 1986 | vs. Tennessee | 8 | 69-61 |
| Jan. 2, 1986 | at Tennessee | 1 | 77-75 (OT) |
| March 7, 1985 | Kentucky (SEC) | 7 | 58-55 |
| March 2, 1985 | at Mississippi State | 1 | 69-63 |
| Feb. 9, 1985 | vs. Vanderbilt | 3 | 78-66 |
| Dec. 22, 1984 | at Stetson | 3 | 70-54 |
| Dec. 10, 1983 | at Jacksonville | 1 | 52-51 |
| Jan. 11, 1983 | at South Florida | 4 | 92-79 (OT) |
| Jan. 3, 1983 | vs. Alabama | 2 | 89-85 |
| Nov. 27, 1982 | at Alaska-Anchorage | 1 | 72-52 |
| Jan. 17, 1981 | vs. Ole Miss | 8 | 74-71 |
| Feb. 18, 1980 | vs. Jacksonville | 4 | 60-55 |
| Feb. 2, 1980 | vs. Auburn | 1 | 70-60 |
| Jan. 29, 1979 | at Vanderbilt | 8 | 90-87 (OT) |
| Dec. 14, 1978 | vs. Fairfield | 9 | 109-99 |
| Feb. 18, 1978 | vs. LSU | 4 | 73-72 |
| Jan. 21, 1978 | at LSU | 9 | 74-70 |
| Feb. 7, 1977 | vs. Tennessee | 5 | 80-76 |
| Jan. 31, 1977 | at LSU | 2 | 83-68 |
| Dec. 18, 1976 | Memphis State (N) | 3 | 84-83 |
| Dec. 4, 1976 | vs. East Tennessee | 3 | 62-59 |
| Feb. 7, 1976 | at Mississippi State | 1 | 78-71 (OT) |
| Dec. 26, 1975 | at Jacksonville | 8 | 65-64 |
| Feb. 10, 1975 | vs. Georgia | 12 | 66-65 |
| Jan. 4, 1975 | vs. Mississippi State | 4 | 94-82 |
| Feb. 16, 1974 | at Auburn | 1 | 85-77 |
| Jan. 2, 1974 | at Georgia Tech | 3 | 70-68 |
| Dec. 26, 1973 | at Jacksonville | 15 | 64-62 |
| March 3, 1973 | at Georgia | 9 | 77-72 |
| Feb. 10, 1973 | at Auburn | 6 | 76-74 |
| Feb. 5, 1973 | at Georgia Tech | 3 | 87-85 |
| Jan. 29, 1973 | vs. Ole Miss | 10 | 65-59 |
| Feb. 26, 1972 | vs. Mississippi State | 2 | 88-80 |
| Jan 15, 1972 | vs. Kentucky | 11 | 72-70 |
| Jan. 3, 1972 | vs. Alabama | 3 | 92-89 |
| March 1, 1971 | vs. West Virginia | 5 | 72-71 |
| Feb. 22, 1971 | at Ole Miss | 3 | 85-68 |
| Feb. 15, 1971 | vs. Tennessee | 4 | 56-55 |
| Jan. 4, 1971 | vs. Vanderbilt | 1 | 84-82 (OT) |
| Jan. 2, 1971 | vs. Auburn | 2 | 66-60 |
| Dec. 1, 1970 | vs. Samford | 4 | 79-74 |
| Jan. 12, 1970 | vs. Tennessee | 4 | 57-56 |
| Dec. 19, 1969 | Virginia Tech (N) | 5 | 48-45 |
| March 3, 1969 | at West Virginia | 1 | 75-57 |
| Feb. 17, 1969 | vs. Tennessee | 3 | 65-63 |
| Jan. 29, 1968 | vs. Auburn | 2 | 65-60 |
| Dec. 18, 1967 | vs. Vanderbilt | 14 | 74-72 |
| Dec. 17, 1966 | at Kentucky | 3 | 78-75 |

Total: 145

Biggest Comeback: 18 at South Carolina, Feb. 24, 1993

Biggest Comeback at Home: 14 vs. Vanderbilt, Dec. 18, 1967

Post-season: 11 vs. Georgia, March 10, 1989

11 vs. Penn, March 11, 1999

UF IN THE NATIONAL RANKINGS

| 1966-67 (2) | AP |
|-------------|----|
| Jan. 9 | 10 |
| Jan. 16 | 8 |

| 1986-87 (5) | AP |
|-------------|----|
| Dec. 22 | 20 |
| Jan. 26 | 19 |
| Feb. 9 | 19 |
| Feb. 16 | 18 |
| Feb. 23 | 18 |

| 1987-88 (9) | AP |
|-------------|----|
| Preseason | 14 |
| Nov. 30 | 7 |
| Dec. 7 | 12 |
| Dec. 14 | 11 |
| Dec. 21 | 8 |
| Dec. 28 | 8 |
| Jan. 4 | 15 |
| Jan. 25 | 14 |
| Feb. 1 | 17 |

| 1988-89 (3) | AP |
|-------------|----|
| Preseason | 15 |
| Nov. 21 | 15 |
| Nov. 28 | 19 |

| 1989-90 (4) | AP |
|-------------|----|
| Preseason | 23 |
| Nov. 27 | 24 |
| Dec. 4 | 25 |
| Dec. 11 | 24 |

| 1993-94 (7) | AP | USA Today-CNN |
|--------------|-----------|---------------|
| Jan. 31 | 24 | NR |
| Feb. 7 | 20 | 21 |
| Feb. 14 | 17 | 22 |
| Feb. 21 | 16 | 19 |
| Feb. 28 | 19 | 19 |
| March 7 | 17 | 18 |
| Final | 14 | 4 |

(regular-season) (after NCAA Tournament)

| 1994-95 (12) | AP | USA Today-CNN |
|--------------|----|---------------|
| Preseason | 10 | 13 |
| Nov. 21 | 10 | No Poll |
| Nov. 28 | 8 | 12 |
| Dec. 5 | 6 | 9 |
| Dec. 12 | 8 | 9 |
| Dec. 19 | 8 | 8 |
| Dec. 26 | 13 | 12 |
| Jan. 2 | 13 | 12 |
| Jan. 9 | 15 | 15 |
| Jan. 16 | 24 | 20 |
| Jan. 23 | 23 | 23 |
| Jan. 30 | 25 | NR |

| 1998-99 (8) | AP | USA Today-ESPN |
|--------------|----------|----------------|
| Jan. 25 | 25 | NR |
| Feb. 8 | 23 | 24 |
| Feb. 15 | 23 | 24 |
| Feb. 22 | 19 | 24 |
| March 1 | 21 | 23 |
| March 8 | 23 | 25 |
| Final | * | 17 |

*Final Poll was March 8th

| 1999-00 (20) | AP | USA Today-ESPN |
|--------------|----|----------------|
| Preseason | 8 | 8 |
| Nov. 15 | 7 | No Poll |
| Nov. 22 | 6 | 5 |
| Nov. 29 | 11 | 10 |
| Dec. 6 | 9 | 10 |
| Dec. 13 | 9 | 8 |
| Dec. 20 | 8 | 8 |
| Dec. 27 | 6 | 7 |
| Jan. 3 | 6 | 6 |
| Jan. 10 | 10 | 9 |
| Jan. 17 | 9 | 9 |
| Jan. 24 | 10 | 9 |
| Jan. 31 | 12 | 12 |
| Feb. 7 | 12 | 11 |

| | | |
|--------------|----------|----------|
| Feb. 14 | 11 | 12 |
| Feb. 21 | 9 | 10 |
| Feb. 28 | 8 | 8 |
| March 6 | 11 | 10 |
| March 13 | 13 | 11 |
| Final | * | 2 |

*Final Poll was March 13th

| 2000-01 (20) | AP | USA Today-ESPN |
|--------------|----------|----------------|
| Preseason | 11 | 11 |
| Nov. 13 | 11 | 11 |
| Nov. 20 | 11 | 11 |
| Nov. 27 | 10 | 10 |
| Dec. 4 | 8 | 9 |
| Dec. 11 | 8 | 9 |
| Dec. 18 | 7 | 7 |
| Dec. 25 | 5 | 7 |
| Jan. 1 | 5 | 6 |
| Jan. 8 | 8 | 7 |
| Jan. 15 | 7 | 7 |
| Jan. 22 | 14 | 14 |
| Jan. 29 | 13 | 14 |
| Feb. 5 | 8 | 11 |
| Feb. 12 | 11 | 9 |
| Feb. 19 | 7 | 7 |
| Feb. 26 | 6 | 6 |
| March 5 | 5 | 6 |
| March 12 | 8 | 8 |
| Final | * | 13 |

*Final Poll was March 12th

| 2001-02 (20) | AP | USA Today-ESPN |
|-------------------|----------|----------------|
| Preseason | 6 | 5 |
| Nov. 12 | 6 | 7 |
| Nov. 19 | 7 | 6 |
| Nov. 26 | 6 | 6 |
| Dec. 3 | 6 | 4 |
| Dec. 10 | 5 | 4 |
| Dec. 17 | 4 | 3 |
| Dec. 24 | 3 | 2 |
| Dec. 31 | 3 | 2 |
| Jan. 7 | 3 | 2 |
| Jan. 14 | 2 | 2 |
| Jan. 21 | 5 | 4 |
| Jan. 28 | 5 | 6 |
| Feb. 4 | 8 | 7 |
| Feb. 11 | 6 | 6 |
| Feb. 18 | 8 | 8 |
| Feb. 25 | 8 | 10 |
| March 4 | 11 | 12 |
| March 11 | 15 | 14 |
| Final Poll | * | 23 |

| 2002-03 (20) | AP | USA Today-ESPN |
|--------------|----------|----------------|
| Preseason | 7 | 7 |
| Nov. 18 | 8 | 7 |
| Nov. 25 | 7 | 7 |
| Dec. 2 | 8 | 8 |
| Dec. 9 | 14 | 17 |
| Dec. 16 | 13 | 13 |
| Dec. 23 | 12 | 13 |
| Dec. 30 | 12 | 13 |
| Jan. 6 | 11 | 12 |
| Jan. 13 | 6 | 7 |
| Jan. 20 | 5 | 5 |
| Jan. 27 | 4 | 4 |
| Feb. 3 | 1 | 1 |
| Feb. 10 | 4 | 4 |
| Feb. 17 | 7 | 7 |
| Feb. 24 | 4 | 4 |
| March 3 | 3 | 3 |
| March 10 | 7 | 7 |
| March 17 | 10 | 8 |
| Final | * | 16 |

| 2003-04 (14) | AP | ESPN/Coaches' |
|--------------|----|---------------|
| Preseason | 8 | 8 |
| Nov. 17 | 8 | 8 |
| Nov. 24 | 8 | 8 |
| Dec. 1 | 2 | 2 |
| Dec. 8 | 1 | 1 |

| | | |
|---------|----|----|
| Dec. 15 | 15 | 13 |
| Dec. 22 | 13 | 13 |
| Dec. 29 | 14 | 12 |
| Jan. 5 | 14 | 11 |
| Jan. 12 | 15 | 10 |
| Jan. 19 | 17 | 17 |
| Jan. 26 | 22 | 20 |
| Feb. 2 | 21 | 21 |
| Feb. 9 | 22 | 20 |

| 2004-05 (8) | AP | ESPN/Coaches' |
|--------------|----------|---------------|
| Preseason | 23 | 22 |
| Nov. 15 | 23 | No Poll |
| Nov. 22 | 23 | 22 |
| Nov. 29 | 19 | 18 |
| Feb. 14 | rv | 24 |
| March 7 | rv | 25 |
| March 14 | 16 | 18 |
| Final | * | 24 |

* Final AP Poll was on March 14

| 2005-06 (18) | AP | ESPN/Coaches' |
|--------------|----------|---------------|
| Nov. 21 | 14 | 15 |
| Nov. 28 | 11 | 11 |
| Dec. 5 | 10 | 7 |
| Dec. 12 | 7 | 6 |
| Dec. 19 | 5 | 5 |
| Dec. 26 | 5 | 5 |
| Jan. 2 | 5 | 5 |
| Jan. 9 | 2 | 2 |
| Jan. 16 | 2 | 2 |
| Jan. 23 | 5 | 4 |
| Jan. 30 | 8 | 7 |
| Feb. 6 | 7 | 6 |
| Feb. 13 | 10 | 7 |
| Feb. 20 | 12 | 9 |
| Feb. 27 | 17 | 14 |
| March 6 | 16 | 14 |
| March 13 | 11 | 10 |
| Final | * | 1 |

* Final AP Poll was on March 13

| 2006-07 (20) | AP | ESPN/Coaches' |
|--------------|----------|---------------|
| Preseason | 1 | 1 |
| Nov. 13 | 1 | 1 |
| Nov. 20 | 1 | 1 |
| Nov. 27 | 4 | 4 |
| Dec. 4 | 7 | 7 |
| Dec. 11 | 5 | 5 |
| Dec. 18 | 5 | 4 |
| Dec. 25 | 3 | 3 |
| Jan. 1 | 3 | 3 |
| Jan. 8 | 2 | 2 |
| Jan. 15 | 1 | 1 |
| Jan. 22 | 1 | 1 |
| Jan. 29 | 1 | 1 |
| Feb. 5 | 1 | 1 |
| Feb. 12 | 1 | 1 |
| Feb. 19 | 3 | 3 |
| Feb. 26 | 5 | 4 |
| March 5 | 6 | 6 |
| March 12 | 3 | 3 |
| Final | * | 1 |

* Final AP Poll was on March 12

| 2007-08 (2) | AP | ESPN/Coaches' |
|-------------|----|---------------|
| Nov. 19 | 25 | 24 |
| Jan. 28 | 20 | 19 |

| 2008-09 (5) | AP | ESPN/Coaches' |
|-------------|----|---------------|
| Preseason | 19 | 19 |
| Nov. 17 | 18 | 19 |
| Nov. 24 | 17 | 18 |
| Dec. 1 | 23 | 21 |
| Jan. 19 | 24 | NR |

| 2009-10 (4) | AP | ESPN/Coaches' |
|-------------|----|---------------|
| Nov. 30 | 13 | 17 |
| Dec. 7 | 10 | 11 |
| Dec. 14 | 13 | 13 |
| Dec. 21 | 18 | 18 |

| 2010-11 (16) | AP | ESPN/Coaches' |
|--------------|----------|---------------|
| Preseason | 9 | 11 |
| Nov. 15 | 9 | 10 |
| Nov. 22 | 16 | 14 |
| Nov. 29 | 18 | 16 |
| Dec. 6 | rv | 24 |
| Dec. 13 | rv | 24 |
| Dec. 20 | 20 | 19 |
| Jan. 24 | 24 | 23 |
| Jan. 31 | rv | 23 |
| Feb. 7 | 17 | 19 |
| Feb. 14 | 14 | 15 |
| Feb. 21 | 13 | 13 |
| Feb. 28 | 14 | 14 |
| March 7 | 12 | 12 |
| March 14 | 15 | No Poll |
| Final | * | 10 |

*Final AP Poll was on March 14

| 2011-12 (20) | AP | ESPN/Coaches' |
|--------------|----|---------------|
| Preseason | 8 | 10 |
| Nov. 14 | 7 | 8 |
| Nov. 21 | 10 | 9 |
| Nov. 28 | 10 | 9 |
| Dec. 5 | 12 | 12 |
| Dec. 12 | 13 | 13 |
| Dec. 19 | 11 | 12 |
| Dec. 26 | 10 | 10 |
| Jan. 2 | 13 | 14 |
| Jan. 9 | 19 | 19 |
| Jan. 16 | 17 | 14 |
| Jan. 23 | 14 | 13 |
| Jan. 30 | 12 | 11 |
| Feb. 6 | 8 | 7 |
| Feb. 13 | 14 | 12 |
| Feb. 20 | 12 | 11 |
| Feb. 27 | 16 | 13 |
| March 5 | 22 | 19 |
| March 12 | 25 | 21 |
| April 2 | * | 9 |

*Final AP Poll was on March 12

FLORIDA ASSOCIATED PRESS RANKING SUPERLATIVES

Total Times Ranked: 237
First Time Ranked: Jan. 9, 1967
First Time Ranked In Top 10: Jan. 9, 1967 (10)
First Time Ranked No. 1: Feb. 3, 2003
Last Time Ranked: March 12, 2012
Last Time Ranked In Top 10: Feb. 6, 2012
Last Time Ranked No. 1: Feb. 12, 2007
Highest Ranking: No. 1, 10x, last on Feb. 12, 2007
Highest Final Ranking: 3rd, 2007
Highest Preseason Ranking: No. 1, 2006-07
Most Consecutive Weeks Ranked: 94 - Feb. 8, 1999 - Feb. 9, 2004
Most Consecutive Weeks (One Season): 19, 6x, last time 2011-12
Most Consecutive Weeks Top 10: 21, Feb. 19, 2001-Feb. 25, 2002

- Florida first received a national ranking in the United Press International Poll on Monday, Feb. 13th, 1965 (18th)
- Florida first received votes in the Associated Press Poll in the 1966 Preseason poll released Nov. 27
- Florida's longest stretch of consecutive polls ranked is 99 in the USA Today/ESPN Coaches' Poll from Feb. 8, 1999 to Feb. 9, 2004 (this includes an additional five final polls)

UF IN THE NATIONAL RANKINGS

FLORIDA WINS VS. RANKED OPPONENTS (100)

| DATE | TEAM | RANK | SCORE |
|----------------|----------------------|-------|------------|
| Feb. 16, 1963 | Mississippi State | 8 | 73-52 |
| Dec. 17, 1966 | at Kentucky | 4 | 78-75 |
| Jan. 2, 1967 | Mississippi State | 10 | 63-54 |
| Feb. 4, 1967 | Vanderbilt | 9 | 83-75 |
| Dec. 18, 1967 | Vanderbilt | 3 | 74-72 |
| Jan. 13, 1968 | Kentucky | 4 | 96-78 |
| Jan. 20, 1968 | Tennessee | 4 | 59-46 |
| Feb. 3, 1968 | at Vanderbilt | 7 | 91-85 |
| Feb. 15, 1969 | Kentucky | 4 | 82-81* |
| Feb. 17, 1969 | Tennessee | 17 | 65-63* |
| Feb. 13, 1971 | Kentucky | 8 | 74-65* |
| Feb. 15, 1971 | Tennessee | 13 | 56-55* |
| Dec. 1, 1971 | Louisville | 9 | 70-69 |
| Jan. 15, 1972 | Kentucky | 15 | 72-70 |
| Jan. 8, 1973 | Vanderbilt | 9 | 80-72 |
| March 2, 1974 | Alabama | 7 | 64-61* |
| March 9, 1974 | Vanderbilt | 5 | 80-77* |
| Feb. 24, 1975 | Kentucky | 7 | 66-58 |
| Jan. 12, 1976 | Alabama | 12 | 71-70 |
| Feb. 14, 1976 | Tennessee | 9 | 72-69 |
| Feb. 7, 1977 | Tennessee | 14 | 80-76 |
| Jan. 3, 1979 | Kentucky | 17 | 76-65 |
| Jan. 29, 1979 | at Vanderbilt | 17 | 90-87 (OT) |
| Jan. 3, 1983 | Alabama | 5 | 89-85 |
| Jan. 17, 1984 | Kentucky | 3 | 69-57 |
| Jan. 24, 1984 | at Georgia | 18 | 77-69 |
| Feb. 1, 1984 | LSU | 14 | 78-60 |
| Jan. 22, 1986 | LSU | 14 | 74-65 |
| Jan. 28, 1987 | Alabama | 9 | 90-80 (OT) |
| March 15, 1987 | vs. Purdue (NCAA) | 7 | 85-66 |
| Nov. 23, 1987 | Georgia Tech | 18 | 80-69 |
| Jan. 20, 1988 | at Kentucky | 4 | 58-56 |
| Feb. 20, 1988 | Kentucky | 9 | 83-76 |
| March 1, 1988 | Vanderbilt | 19 | 81-65 |
| Feb. 27, 1990 | LSU | 14 | 76-63 |
| March 4, 1992 | Kentucky | 10 | 79-62 |
| Jan. 2, 1993 | at Florida State | 18 | 89-86 |
| Jan. 9, 1993 | Vanderbilt | 18 | 62-61 |
| Dec. 28, 1993 | vs. Oklahoma St.§ | 20 | 74-69 |
| Jan. 18, 1994 | Kentucky | 7 | 59-57 |
| March 25, 1994 | vs. Connecticut\$ | 4 | 69-60 |
| Dec. 3, 1994 | vs. Wake Forest= | 21 | 81-70 |
| March 10, 1995 | vs. Miss. State• | 15 | 80-64 |
| Jan. 5, 1997 | Arkansas | 22 | 75-62 |
| Feb. 1, 1998 | at Kentucky | 7 | 86-78 |
| Feb. 4, 1999 | Kentucky | 5 | 75-68 |
| Jan. 12, 2000 | LSU | 24 | 82-57 |
| Jan. 29, 2000 | Vanderbilt | 20 | 89-63 |
| Feb. 8, 2000 | Kentucky | 11 | 90-73 |
| Feb. 27, 2000 | Auburn | 11 | 88-59 |
| March 19, 2000 | vs. Illinois@ | 21 | 93-76* |
| March 24, 2000 | vs. Duke! | 1 | 87-78* |
| March 26, 2000 | vs. Oklahoma State! | 14 | 77-65* |
| Jan. 30, 2001 | Tennessee | 8 | 81-67* |
| Feb. 3, 2001 | at Georgia | 25 | 82-71* |
| Feb. 18, 2001 | at Tennessee | 15 | 88-82* |
| Feb. 21, 2001 | Ole Miss | 12 | 75-55* |
| Feb. 24, 2001 | Alabama | 14 | 89-68* |
| March 4, 2001 | Kentucky | 15 | 94-86 |
| Nov. 8, 2001 | vs. Temple% | 16 | 72-64 |
| Dec. 5, 2001 | Michigan State | 24 | 74-70 |
| Feb. 12, 2002 | at Georgia | 21 | 85-70 |
| Nov. 29, 2002 | vs. Kansas% | 2 | 83-73 |
| Dec. 14, 2002 | at Maryland | 18 | 69-64 |
| Jan. 7, 2003 | at Mississippi State | 7 | 74-66* |
| Jan. 11, 2003 | Georgia | 20 | 66-63* |
| Feb. 8, 2003 | Alabama | 22 | 75-56 |
| Nov. 28, 2003 | vs. Arizona< | 4 | 78-77 |
| Jan. 3, 2004 | Florida State | 25(c) | 87-73 |
| Feb. 7, 2004 | Vanderbilt | 25(c) | 81-71 |
| Feb. 5, 2005 | Alabama | 11 | 85-54 |
| March 6, 2005 | Kentucky | 3 | 53-52 |
| March 12, 2005 | Alabama | 20 | 68-62* |
| March 13, 2005 | Kentucky | 4 | 70-53* |
| Nov. 17, 2005 | vs. Wake Forest% | 19 | 77-72* |
| Nov. 18, 2005 | vs. Syracuse% | 16 | 75-70* |
| March 11, 2006 | vs. LSU^ | 18 | 81-65 |

| DATE | TEAM | RANK | SCORE |
|----------------|---------------------|------|------------|
| March 24, 2006 | vs. Georgetown# | 23 | 57-53* |
| March 26, 2006 | vs. Villanova# | 3 | 75-62* |
| April 3, 2006 | vs. UCLA+ | 7 | 73-57 |
| Dec. 23, 2006 | Ohio State | 3 | 86-60 |
| Jan. 31, 2007 | Vanderbilt | 24 | 74-64 |
| Feb. 10, 2007 | at Kentucky | 20 | 64-61* |
| Feb. 14, 2007 | Alabama | 25 | 76-67* |
| March 23, 2007 | vs. Butler& | 21 | 65-57* |
| March 25, 2007 | vs. Oregon& | 10 | 85-77* |
| March 31, 2007 | vs. UCLA> | 7 | 76-66* |
| April 2, 2007 | vs. Ohio State> | 1 | 84-75* |
| Jan. 27, 2008 | Vanderbilt | 14 | 86-64 |
| Nov. 27, 2009 | vs. Michigan State~ | 2 | 77-74 |
| Feb. 23, 2010 | Tennessee | 19 | 75-62 |
| Dec. 18, 2010 | vs. Kansas State± | 6 | 57-44 |
| Feb. 1, 2011 | Vanderbilt | 23 | 65-61* |
| Feb. 5, 2011 | Kentucky | 10 | 70-68* |
| March 5, 2011 | at Vanderbilt | 21 | 86-76 |
| March 24, 2011 | vs. BYU∞ | 10 | 83-74 (OT) |
| Jan. 28, 2012 | Mississippi State | 18 | 69-57 |
| Feb. 4, 2012 | Vanderbilt | 25 | 73-65 |
| March 22, 2012 | vs. Marquette÷ | 11 | 68-58 |

*Denotes consecutive games; (c)Coaches' Poll/unranked in AP Poll; @Winston-Salem, N.C.; §Honnolulu, Hi.; \$Miami, Fla.; =Greensboro, N.C.; •Atlanta, Ga.; †Syracuse, N.Y.; %New York City, N.Y.; <Springfield, Mass.; ^Nashville, Tenn.; #Minneapolis, Minn.; +Indianapolis, Ind.; &St. Louis, Mo.; >Atlanta, Ga.; ~Atlantic City, N.J.; ±Sunrise, Fla.; ∞New Orleans, La.; ÷Phoenix, Ariz.

FLORIDA IN OVERTIME GAMES

| DATE | TEAM | SITE | W/L | SCORE |
|----------------|----------------------|------|-----|---------------|
| Feb. 20, 1922 | Trinity | H | W | 33-26 |
| Jan. 11, 1930 | Georgia | A | L | 34-35 |
| Jan. 15, 1938 | Georgia | H | W | 38-32 |
| Feb. 23, 1951 | Auburn | A | L | 77-83 |
| Jan. 14, 1960 | Miami | H | L | 65-70 |
| Feb. 20, 1960 | Vanderbilt* | H | W | 81-75 |
| Feb. 22, 1960 | Georgia Tech* | H | L | 55-69 |
| Dec. 29, 1960 | Navy | N | L | 62-69 |
| Feb. 20, 1961 | Mississippi | H | W | 81-77 |
| Dec. 19, 1961 | Georgia | A | L | 72-78 |
| Feb. 26, 1962 | Georgia Tech | H | W | 82-75 |
| Nov. 30, 1962 | Miami* | A | L | 87-91 (201) |
| Dec. 3, 1962 | Jacksonville* | H | W | 82-81 (201) |
| Dec. 8, 1962 | Texas Tech | A | W | 71-69 |
| Jan. 14, 1963 | Alabama | H | W | 69-67 |
| Dec. 18, 1968 | LSU | A | L | 89-93 |
| Feb. 8, 1969 | Auburn | A | L | 80-81 |
| Jan. 12, 1970 | Tennessee* | H | W | 57-56 |
| Jan. 17, 1970 | West Virginia* | A | L | 87-88 |
| Jan. 4, 1971 | Vanderbilt | H | W | 84-82 |
| Dec. 26, 1972 | Rutgers | N | L | 79-81 |
| Feb. 5, 1973 | Georgia Tech* | A | W | 87-85 |
| Feb. 10, 1973 | Auburn* | A | W | 76-75 |
| Feb. 1, 1975 | Vanderbilt* | H | W | 101-90 |
| Feb. 3, 1975 | Mississippi State* | A | W | 107-104 (201) |
| Dec. 27, 1975 | Wake Forest | A | L | 75-78 |
| Jan. 26, 1976 | Vanderbilt | H | L | 81-85 |
| Feb. 7, 1976 | Mississippi State | A | W | 78-71 |
| Feb. 6, 1978 | Vanderbilt | A | L | 57-59 (201) |
| March 4, 1978 | Tennessee | H | L | 90-91 (301) |
| Dec. 15, 1978 | Fairfield | N | W | 109-99 (301) |
| Jan. 29, 1979 | Vanderbilt* | A | W | 90-87 |
| Feb. 3, 1979 | Auburn* | H | L | 92-93 |
| Feb. 24, 1979 | Georgia | H | L | 62-63 |
| Dec. 13, 1980 | Florida State | A | W | 81-74 (201) |
| Feb. 13, 1982 | Mississippi | H | L | 57-58 |
| March 3, 1982 | Vanderbilt | N | L | 46-47 (201) |
| Jan. 11, 1983 | South Florida | A | W | 92-79 |
| Feb. 28, 1983 | LSU* | H | L | 87-91 |
| March 3, 1983 | Alabama* | A | L | 99-106 (201) |
| Feb. 18, 1984 | Tennessee | H | L | 74-75 (201) |
| March 8, 1984 | Tennessee | N | L | 74-80 |
| Feb. 6, 1985 | Auburn | H | L | 78-81 |
| Jan. 2, 1986 | Tennessee | A | W | 77-75 |
| Jan. 28, 1987 | Alabama | H | W | 90-80 |
| Feb. 28, 1987 | Alabama | A | L | 85-86 |
| Jan. 25, 1989 | Vanderbilt | A | W | 81-78 |
| Feb. 25, 1989 | Vanderbilt | H | W | 83-80 |
| Feb. 2, 1991 | Mississippi | A | W | 91-81 (201) |
| Feb. 6, 1991 | Auburn | A | W | 87-84 |
| Feb. 12, 1992 | Mississippi | A | W | 86-84 |
| Dec. 8, 1992 | Jacksonville | H | W | 82-75 |
| Jan. 13, 1993 | Georgia | A | W | 81-77 |
| March 25, 1994 | Connecticut | N | W | 69-60 |
| Dec. 17, 1994 | Florida State | N | W | 71-65 (201) |
| Dec. 30, 1995 | Oklahoma | N | W | 76-72 |
| Jan. 8, 1997 | LSU | A | L | 82-88 |
| Jan. 22, 1997 | Georgia | A | L | 70-77 |
| Feb. 4, 1998 | Mississippi State | H | W | 82-78 |
| Feb. 27, 1999 | Vanderbilt | A | L | 70-71 |
| March 13, 1999 | Weber State | N | W | 82-74 |
| Jan. 18, 2000 | Tennessee | H | L | 79-81 (201) |
| Feb. 12, 2000 | Tennessee | A | L | 73-76 |
| March 17, 2000 | Butler | N | W | 69-68 |
| Feb. 13, 2001 | LSU | A | W | 81-74 |
| Jan. 9, 2002 | Tennessee | A | W | 104-100 |
| Jan. 26, 2002 | Arkansas | A | L | 92-94 |
| March 15, 2002 | Creighton | N | L | 82-83 (201) |
| Dec. 21, 2002 | Miami | N | W | 94-93 (201) |
| Feb. 22, 2003 | Vanderbilt | A | W | 77-74 |
| Dec. 10, 2003 | Maryland | H | L | 68-69 |
| March 12, 2004 | Alabama | N | W | 75-73 |
| Jan. 12, 2005 | Auburn | A | W | 84-78 |
| Jan. 19, 2005 | Tennessee | H | L | 76-83 |
| Feb. 18, 2006 | Arkansas | A | L | 81-85 |
| Nov. 25, 2006 | Kansas | N | L | 80-82 |
| Jan. 19, 2008 | Kentucky | H | W | 81-70 |
| Jan. 3, 2009 | North Carolina State | A | W | 62-61 |
| March 18, 2010 | BYU | N | L | 92-99 (201) |
| Dec. 20, 2010 | Jacksonville | H | L | 68-71 |
| Jan. 11, 2011 | Tennessee | A | W | 81-75 |
| Jan. 25, 2011 | Georgia | A | W | 104-91 (201) |
| Feb. 1, 2011 | Vanderbilt | H | W | 65-61 |
| March 24, 2011 | BYU* | N | W | 83-74 |
| March 26, 2011 | Butler* | N | L | 71-74 |
| Dec. 7, 2011 | Arizona | H | W | 78-72 |
| Dec. 29, 2011 | Rutgers | A | L | 83-85 (201) |

*denotes consecutive games.

Overall Record: 47-40
Home: 17-14
Away: 21-18
Neutral: 9-8

SEC Record: 35-27
Double Overtime: 7-8
Triple Overtime: 1-1
Current Streak: L 1

Last Five: 3-2
Last 10: 6-4

FLORIDA AND THE CENTURY MARK (72-2)

| DATE | TEAM | SITE | W/L | SCORE |
|----------------|--------------------------|------|-----|----------------|
| Dec. 9, 1953 | Wofford | A | W | 100-63 |
| Dec. 12, 1955 | Tampa | H | W | 110-62 |
| Dec. 28, 1956 | Clemson\$ | N | W | 105-71 |
| Dec. 1, 1958 | Erskine | H | W | 107-61 |
| Feb. 6, 1959 | Mississippi | H | W | 102-97 |
| March 3, 1962 | Georgia | H | W | 105-78 |
| Jan. 7, 1963 | Tulane | H | W | 109-74 |
| Dec. 11, 1963 | Tampa | H | W | 108-75 |
| Dec. 26, 1963 | Manhattan\$ | N | W | 100-75 |
| Jan. 9, 1964 | Miami | H | W | 114-91 |
| Jan. 4, 1965 | LSU | H | W | 102-62 |
| Jan. 12, 1966 | Miami | H | W | 111-66 |
| Dec. 3, 1966 | Miami | H | W | 113-88 |
| Dec. 4, 1967 | Jacksonville | H | W | 109-73 |
| Dec. 7, 1968 | Miami& | N | W | 111-62 |
| Jan. 18, 1969 | Furman | H | W | 110-65 |
| Jan. 25, 1971 | Mississippi | H | W | 106-86 |
| Dec. 4, 1971 | South Florida | H | W | 116-87 |
| Feb. 12, 1972 | Auburn | H | L | 100-103 |
| Feb. 29, 1972 | Chicago State | H | W | 120-69 |
| Dec. 1, 1972 | Valdosta State | H | W | 100-76 |
| Dec. 17, 1973 | Central Missouri State | H | W | 109-72 |
| Dec. 9, 1974 | NW Missouri State | H | W | 114-51 |
| Feb. 1, 1975 | Vanderbilt | H | W | 101-90* |
| Feb. 3, 1975 | Mississippi State | A | W | 107-104* (201) |
| Dec. 30, 1975 | Roosevelt | H | W | 121-54 |
| Nov. 27, 1976 | Mercer | H | W | 105-63 |
| Dec. 30, 1976 | Holy Cross\$ | N | W | 101-85 |
| Jan. 8, 1977 | Georgia | A | W | 101-76 |
| Dec. 15, 1978 | Fairfield# | N | W | 109-99 (301) |
| Dec. 10, 1982 | Jacksonville• | N | W | 104-78 |
| Nov. 24, 1984 | UCF | H | W | 106-55 |
| Dec. 20, 1984 | St. Thomas | A | W | 120-66 |
| Dec. 2, 1986 | Western Carolina | H | W | 116-68* |
| Dec. 4, 1986 | Southern Methodist | N | W | 110-70* |
| Dec. 29, 1986 | Hawaii (Rainbow Classic) | A | W | 115-83 |
| Jan. 7, 1987 | Mississippi State | H | W | 100-56 |
| Dec. 16, 1987 | Ohio State | H | W | 102-69 |
| Dec. 10, 1988 | LSU | H | L | 101-111* |
| Dec. 19, 1988 | Miami | H | W | 101-81* |
| March 1, 1989 | LSU | A | W | 104-95 |
| Jan. 26, 1994 | Georgia | A | W | 100-76 |
| Dec. 30, 1996 | Robert Morris+ | N | W | 106-69 |
| Feb. 3, 1997 | Jacksonville | H | W | 102-82 |
| Nov. 18, 1997 | UCF | H | W | 100-85 |
| Nov. 30, 1998 | Coastal Carolina | H | W | 110-68 |
| Dec. 20, 1998 | Long Island | H | W | 119-61* |
| Dec. 23, 1998 | Morehead State | H | W | 117-70* |
| Nov. 29, 1999 | New Hampshire | H | W | 131-72 |
| Dec. 19, 1999 | High Point | H | W | 109-60 |
| Dec. 28, 1999 | VMI | H | W | 113-68 |
| Nov. 27, 2000 | Florida Atlantic | H | W | 100-42 |
| Dec. 10, 2000 | FAMU | H | W | 125-50 |
| Dec. 19, 2000 | Bethune-Cookman | H | W | 106-64 |
| Dec. 28, 2000 | Tulane | A | W | 103-85* |
| Dec. 30, 2000 | New Hampshire | H | W | 102-54* |
| Nov. 28, 2001 | New Hampshire | A | W | 108-56 |
| Dec. 18, 2001 | High Point | H | W | 103-49 |
| Dec. 30, 2001 | Belmont | H | W | 107-55 |
| Jan. 9, 2002 | Tennessee | A | W | 104-100 (01) |
| Jan. 16, 2002 | LSU | H | W | 102-70 |
| Nov. 25, 2003 | Montana State | H | W | 112-73 |
| Dec. 2, 2003 | FAMU | H | W | 102-78 |
| Dec. 22, 2003 | Northeastern | H | W | 101-84 |
| Dec. 27, 2003 | Eastern Kentucky | H | W | 109-63 |
| Dec. 19, 2004 | Georgia Southern | H | W | 100-68 |
| Dec. 18, 2005 | Jacksonville | H | W | 101-58 |
| Jan. 18, 2006 | Savannah State | H | W | 113-67 |
| Nov. 24, 2006 | Western Kentucky | H | W | 101-68 |
| March 16, 2007 | Jackson State | H | W | 112-69 |
| Nov. 14, 2007 | N.C. Central | H | W | 105-51 |
| Nov. 20, 2007 | North Florida | H | W | 102-51 |
| Nov. 18, 2010 | North Carolina A&T | H | W | 105-55 |
| Jan. 25, 2011 | Georgia | A | W | 104-91 (201) |
| Nov. 25, 2011 | Jacksonville | H | W | 107-62 |

\$ - Gator Bowl Tournament • - Florida Four Tourney

& - Sunshine State Classic + - Fiesta Bowl Classic

- Industrial National Classic * - Denotes consecutive games

UF'S 90-POINT GAMES BY COACH:

| | |
|----------------|------------|
| Billy Donovan | 80 |
| Norm Sloan | 45 |
| John Lotz | 34 |
| Tommy Bartlett | 28 |
| John Mauer | 17 |
| Lon Kruger | 11 |
| Don Devoe | 3 |
| Sam McAllister | 1 |
| Total | 219 |

UF'S 100-POINT GAMES BY COACH:

| | |
|----------------|-----------|
| Billy Donovan | 33 |
| Norm Sloan | 18 |
| Tommy Bartlett | 9 |
| John Lotz | 9 |
| John Mauer | 5 |
| Lon Kruger | 1 |
| Total | 75 |

FLORIDA ON NATIONAL TV

| Date | Network | Opponent | Score |
|------|---------|----------|-------|
|------|---------|----------|-------|

2011-12 (23)

| | | | |
|----------|-------|--------------------|-------------|
| Nov. 15 | ESPN2 | Ohio State (A) | 74-81 |
| Dec. 2 | ESPN | Syracuse (A) | 68-72 |
| Dec. 7 | ESPN | Arizona (H) | 78-72 (OT) |
| Dec. 17 | FSN | Texas A&M (N) | 84-64 |
| Dec. 22 | ESPNU | Florida State (H) | 82-64 |
| Dec. 29 | ESPN2 | Rutgers (A) | 83-85 (2OT) |
| Dec. 31 | ESPNU | Yale (H) | 90-70 |
| Jan. 7 | ESPN2 | Tennessee (A) | 56-67 |
| Jan. 10 | ESPN | Georgia (H) | 70-48 |
| Jan. 26 | ESPN2 | Ole Miss (A) | 64-60 |
| Feb. 2 | ESPN2 | South Carolina (H) | 74-66 |
| Feb. 4 | CBS | Vanderbilt (H) | 73-65 |
| Feb. 7 | ESPN | Kentucky (A) | 58-78 |
| Feb. 14 | ESPN | Alabama (A) | 61-52 |
| Feb. 18 | ESPN2 | Arkansas (A) | 98-68 |
| Feb. 21 | ESPNU | Auburn (H) | 63-47 |
| Feb. 28 | ESPN | Vanderbilt (A) | 67-77 |
| March 4 | CBS | Kentucky (H) | 59-74 |
| March 10 | ABC | Kentucky (N) | 71-74 |
| March 16 | TNT | Virginia (N) | 71-45 |
| March 18 | TNT | Norfolk State (N) | 84-50 |
| March 22 | TBS | Marquette (N) | 68-58 |
| March 24 | CBS | Louisville (N) | 68-72 |

2010-11 (25)

| | | | |
|----------|----------|-----------------------|--------------|
| Nov. 16 | ESPN | Ohio State (H) | 75-93 |
| Nov. 28 | FSN | Florida State (A) | 55-51 |
| Dec. 1 | FSN | UCF (N) | 54-57 |
| Dec. 9 | ESPN2 | Kent State (H) | 65-52 |
| Dec. 18 | FSN | Kansas State (N) | 57-44 |
| Dec. 31 | ESPN2 | Xavier (A) | 71-67 |
| Jan. 3 | ESPNU | Rhode Island (H) | 84-59 |
| Jan. 11 | ESPN | Tennessee (A) | 81-75 |
| Jan. 20 | ESPN | Auburn (A) | 45-40 |
| Jan. 25 | ESPN | Georgia (A) | 104-91 (2OT) |
| Jan. 29 | CBS | Mississippi State (A) | 64-71 |
| Feb. 1 | ESPN | Vanderbilt (H) | 65-61 |
| Feb. 5 | ESPN | Kentucky (H) | 70-68 |
| Feb. 12 | ESPN | Tennessee (H) | 61-60 |
| Feb. 20 | ESPN | LSU (A) | 68-61 |
| Feb. 24 | ESPN2/3D | Georgia (H) | 71-62 |
| Feb. 26 | CBS | Kentucky (A) | 68-76 |
| March 1 | ESPNU | Alabama (H) | 78-51 |
| March 5 | ESPN | Vanderbilt (A) | 86-76 |
| March 12 | ABC | Vanderbilt (N) | 77-66 |
| March 13 | ABC | Kentucky (N) | 54-70 |
| March 17 | TBS | UC Santa Barbara (N) | 79-51 |
| March 19 | CBS | UCLA (N) | 73-65 |
| March 24 | TBS | BYU (N) | 83-74 (OT) |
| March 26 | CBS | Butler (N) | 71-74 (OT) |

2009-10 (16)

| | | | |
|----------|-------|--------------------|-------------|
| Nov. 24 | FSN | Florida State (H) | 68-52 |
| Dec. 10 | ESPN | Syracuse (N) | 73-85 |
| Jan. 3 | FSN | N.C. State (A) | 62-61 (OT) |
| Jan. 9 | ESPN2 | Vanderbilt (A) | 87-95 |
| Jan. 12 | ESPN | Kentucky (H) | 77-89 |
| Jan. 21 | ESPN | Arkansas (A) | 71-66 |
| Jan. 23 | ESPN | South Carolina (H) | 58-56 |
| Jan. 31 | CBS | Tennessee (A) | 60-61 |
| Feb. 4 | ESPNU | Alabama (A) | 66-65 |
| Feb. 13 | ESPN | Xavier (H) | 64-76 |
| Feb. 18 | ESPN | Auburn (H) | 78-70 |
| Feb. 20 | CBS | Ole Miss (A) | 64-61 |
| Feb. 23 | ESPN | Tennessee (H) | 75-62 |
| March 2 | ESPN | Vanderbilt (H) | 60-64 |
| March 7 | CBS | Kentucky (A) | 66-74 |
| March 18 | CBS | BYU (N) | 92-99 (2OT) |

2008-09 (16)

| | | | |
|---------|-------|-------------------|-------|
| Nov. 14 | ESPNU | Toledo (H) | 80-58 |
| Nov. 16 | ESPNU | Bradley (H) | 81-58 |
| Nov. 24 | ESPN2 | Syracuse (N) | 83-89 |
| Nov. 25 | ESPNU | Washington (N) | 86-84 |
| Dec. 7 | FSN | Florida State (A) | 55-57 |
| Jan. 3 | CBS | N.C. State (H) | 68-66 |
| Jan. 25 | CBS | Vanderbilt (A) | 94-69 |

| | | | |
|----------|-------|--------------------|-------|
| Jan. 31 | ESPN | Tennessee (A) | 63-79 |
| Feb. 3 | ESPN | South Carolina (H) | 97-93 |
| Feb. 10 | ESPN | Kentucky (A) | 65-68 |
| Feb. 14 | ABC | Georgia (A) | 86-88 |
| Feb. 24 | ESPN | LSU (A) | 75-81 |
| March 1 | CBS | Tennessee (H) | 75-79 |
| March 7 | CBS | Kentucky (H) | 60-53 |
| March 20 | ESPNU | Miami (H) | 74-60 |
| March 24 | ESPN | Penn State (H) | 62-71 |

2007-08 (10)

| | | | |
|----------|-------|-----------------------|------------|
| Dec. 22 | CBS | Ohio State (A) | 49-62 |
| Jan. 8 | ESPN | Alabama (A) | 90-83 |
| Jan. 19 | ESPN | Kentucky (H) | 81-70 (OT) |
| Feb. 5 | ESPN | Tennessee (A) | 82-104 |
| March 1 | CBS | Mississippi State (H) | 59-68 |
| March 9 | CBS | Kentucky (A) | 70-75 |
| March 19 | ESPN | San Diego State (H) | 73-49 |
| March 21 | ESPNU | Creighton (H) | 82-54 |
| March 25 | ESPN | Arizona State (A) | 70-57 |
| April 1 | ESPN2 | Massachusetts (N) | 66-78 |

2006-07 (16)

| | | | |
|----------|------|-------------------|------------|
| Nov. 25 | ESPN | Kansas (N) | 80-82 (OT) |
| Dec. 3 | FSN | Florida State (A) | 66-70 |
| Dec. 23 | CBS | Ohio State (H) | 86-60 |
| Jan. 9 | ESPN | Arkansas (H) | 79-72 |
| Feb. 10 | ESPN | Kentucky (A) | 64-61 |
| Feb. 17 | CBS | Vanderbilt (A) | 70-83 |
| Feb. 24 | CBS | LSU (A) | 56-66 |
| Feb. 27 | ESPN | Tennessee (A) | 76-86 |
| March 4 | CBS | Kentucky (H) | 85-72 |
| March 11 | CBS | Arkansas (N) | 77-56 |
| March 16 | CBS | Jackson State (N) | 112-69 |
| March 18 | CBS | Purdue (N) | 74-67 |
| March 23 | CBS | Butler (N) | 65-57 |
| March 25 | CBS | Oregon (N) | 85-77 |
| March 31 | CBS | UCLA (N) | 76-66 |
| April 2 | CBS | Ohio State (N) | 84-75 |

2005-06 (13)

| | | | |
|----------|-------|--------------------|-------|
| Nov. 17 | ESPN | Wake Forest (N) | 77-72 |
| Nov. 18 | ESPN2 | Syracuse (N) | 75-70 |
| Jan. 31 | ESPN2 | Ole Miss (A) | 69-58 |
| Feb. 4 | ESPN2 | Kentucky (H) | 95-80 |
| Feb. 26 | CBS | Alabama (A) | 77-82 |
| March 5 | CBS | Kentucky (A) | 79-64 |
| March 12 | CBS | South Carolina (N) | 49-47 |
| March 16 | CBS | South Alabama (N) | 76-50 |
| March 18 | CBS | UW-Milwaukee (N) | 82-60 |
| March 24 | CBS | Georgetown (N) | 57-53 |
| March 26 | CBS | Villanova (N) | 75-62 |
| April 1 | CBS | George Mason (N) | 73-58 |
| April 3 | CBS | UCLA (N) | 73-57 |

2004-05 (9)

| | | | |
|----------|-------|-----------------------|-------|
| Dec. 11 | ESPN | Louisville (H) | 70-74 |
| Jan. 25 | ESPN2 | Georgia (H) | 70-47 |
| Feb. 1 | ESPN2 | Mississippi State (A) | 57-71 |
| Feb. 8 | ESPN | Kentucky (A) | 66-69 |
| Feb. 27 | CBS | South Carolina (A) | 66-65 |
| March 6 | CBS | Kentucky (H) | 53-52 |
| March 13 | CBS | Kentucky (N) | 70-53 |
| March 18 | CBS | Ohio (N) | 67-62 |
| March 20 | CBS | Villanova (N) | 65-76 |

2003-04 (11)

| | | | |
|----------|-------|----------------|------------|
| Nov. 28 | ESPN2 | Arizona (N) | 78-77 |
| Dec. 10 | ESPN | Maryland (H) | 68-69 (OT) |
| Dec. 13 | ESPN | Louisville (A) | 65-73 |
| Jan. 24 | CBS | Auburn (H) | 68-52 |
| Jan. 27 | ESPN2 | Alabama (A) | 88-78 |
| Feb. 3 | ESPN | Kentucky (H) | 65-68 |
| Feb. 17 | ESPN | Georgia (A) | 62-76 |
| Feb. 21 | ESPN2 | Ole Miss (A) | 81-66 |
| March 7 | CBS | Kentucky (A) | 62-82 |
| March 14 | CBS | Kentucky (N) | 73-89 |
| March 18 | CBS | Manhattan (N) | 60-75 |

2002-03 (12)

| | | | |
|----------|-------|-----------------------|-------|
| Nov. 19 | ESPN | Louisiana Tech (H) | 76-55 |
| Nov. 27 | ESPN2 | Stanford (N) | 65-69 |
| Dec. 14 | CBS | Maryland (A) | 69-64 |
| Jan. 7 | ESPN | Mississippi State (A) | 74-66 |
| Jan. 28 | ESPN | LSU (A) | 70-53 |
| Feb. 4 | ESPN | Kentucky (A) | 55-70 |
| Feb. 8 | CBS | Alabama (H) | 75-56 |
| Feb. 25 | ESPN | South Carolina (H) | 93-63 |
| March 4 | ESPN | Georgia (A) | 81-82 |
| March 8 | CBS | Kentucky (H) | 67-69 |
| March 21 | CBS | Sam Houston (N) | 85-55 |
| March 23 | CBS | Michigan State (N) | 46-68 |

2001-02 (13)

| | | | |
|----------|-------|--------------------|------------|
| Nov. 8 | ESPN2 | Temple (N) | 72-64 |
| Nov. 9 | ESPN | Arizona (N) | 71-75 |
| Dec. 5 | ESPN | Michigan State (H) | 74-70 |
| Dec. 8 | ESPN2 | South Florida (A) | 92-73 |
| Jan. 12 | CBS | Vanderbilt (A) | 95-85 |
| Jan. 26 | CBS | Arkansas (A) | 92-94 (OT) |
| Jan. 29 | ESPN | Kentucky (H) | 68-70 |
| Feb. 5 | ESPN2 | South Carolina (A) | 72-63 |
| Feb. 12 | ESPN | Georgia (A) | 85-70 |
| Feb. 23 | CBS | Alabama (A) | 64-65 |
| Feb. 26 | ESPN | Tennessee (H) | 68-62 |
| March 2 | CBS | Kentucky (A) | 67-70 |
| March 15 | CBS | Creighton (N) | 82-83 (OT) |

2000-01 (9)

| | | | |
|----------|-------|----------------------|------------|
| Dec. 2 | ESPN | DePaul (H) | 83-76 |
| Dec. 6 | ESPN | Michigan State (A) | 83-99 |
| Jan. 30 | ESPN | Tennessee (H) | 81-67 |
| Feb. 6 | ESPN2 | Kentucky (A) | 70-71 |
| Feb. 13 | ESPN | LSU (A) | 81-74 (OT) |
| Feb. 18 | CBS | Tennessee (A) | 88-82 |
| March 4 | CBS | Kentucky (H) | 94-86 |
| March 16 | CBS | Western Kentucky (N) | 69-56 |
| March 18 | CBS | Temple (N) | 54-75 |

1999-00 (14)

| | | | |
|----------|-------|--------------------|-------------|
| Nov. 23 | ESPN | Purdue (N) | 68-79 |
| Dec. 22 | ESPN | Rutgers (N) | 85-65 |
| Jan. 18 | ESPN | Tennessee (H) | 79-81 (2OT) |
| Jan. 26 | ESPN | DePaul (N) | 69-71 |
| Feb. 8 | ESPN2 | Kentucky (H) | 90-73 |
| Feb. 15 | ESPN | Arkansas (A) | 80-71 |
| Feb. 27 | CBS | Auburn (H) | 88-59 |
| March 4 | CBS | Kentucky (A) | 70-85 |
| March 17 | CBS | Butler (N) | 69-68 |
| March 19 | CBS | Illinois (N) | 93-76 |
| March 24 | CBS | Duke (N) | 87-78 |
| March 26 | CBS | Oklahoma State (N) | 77-65 |
| April 1 | CBS | North Carolina (N) | 71-59 |
| April 3 | CBS | Michigan State (N) | 76-89 |

1998-99 (7)

| | | | |
|----------|------|-----------------|------------|
| Dec. 9 | ESPN | Duke (A) | 86-116 |
| Jan. 16 | CBS | Auburn (A) | 69-88 |
| Feb. 4 | ESPN | Kentucky (H) | 75-68 |
| Feb. 16 | ESPN | Arkansas (H) | 74-61 |
| March 11 | CBS | Penn (N) | 75-61 |
| March 13 | CBS | Weber State (N) | 82-74 (OT) |
| March 18 | CBS | Gonzaga (N) | 72-73 |

1997-98 (3)

| | | | |
|----------|------|----------------|-------|
| Jan. 17 | ESPN | LSU (H) | 63-66 |
| Feb. 1 | ABC | Kentucky (A) | 86-78 |
| March 11 | ESPN | Georgetown (H) | 69-71 |

1995-96 (4)

| | | | |
|---------|------|----------------|-------|
| Jan. 11 | ESPN | Kansas (H) | 54-69 |
| Jan. 27 | CBS | LSU (H) | 73-70 |
| Feb. 13 | ESPN | Vanderbilt (A) | 56-70 |
| Feb. 24 | CBS | Kentucky (H) | 63-94 |

1994-95 (9)

| | | | |
|---------|------|--------------------|-------|
| Nov. 29 | ESPN | Boston College (N) | 91-65 |
| Dec. 3 | ESPN | Wake Forest (N) | 81-70 |
| Dec. 7 | ESPN | Kansas (A) | 63-69 |

FLORIDA ON NATIONAL TV

| | | | |
|----------|------|----------------|-------|
| Jan. 10 | ESPN | Kentucky (H) | 67-83 |
| Jan. 14 | CBS | Villanova (H) | 70-72 |
| Feb. 7 | ESPN | Georgia (A) | 82-66 |
| Feb. 28 | ESPN | Arkansas (H) | 85-94 |
| March 5 | ABC | Vanderbilt (A) | 69-58 |
| March 17 | CBS | Iowa State (N) | 61-64 |

1993-94 (8)

| | | | |
|----------|------|--------------------|------------|
| Dec. 29 | ESPN | Louisville (N) | 68-83 |
| Jan. 15 | ESPN | South Carolina (A) | 77-75 |
| Jan. 18 | ESPN | Kentucky (H) | 59-57 |
| March 17 | CBS | James Madison (N) | 64-62 |
| March 19 | CBS | Pennsylvania (N) | 70-58 |
| March 25 | CBS | Connecticut (N) | 69-60 (OT) |
| March 27 | CBS | Boston College (N) | 74-66 |
| April 2 | CBS | Duke (N) | 65-70 |

1991-92 (1)

| | | | |
|---------|------|--------------------|-------|
| Feb. 22 | ESPN | South Carolina (A) | 50-48 |
|---------|------|--------------------|-------|

1990-91 (1)

| | | | |
|---------|------|-------------|-------|
| Feb. 12 | ESPN | Georgia (H) | 90-75 |
|---------|------|-------------|-------|

1989-90 (6)

| | | | |
|---------|------|----------------|-------|
| Jan. 2 | ESPN | Ole Miss (A) | 60-75 |
| Jan. 27 | CBS | LSU (A) | 52-70 |
| Jan. 30 | ESPN | Alabama (A) | 44-57 |
| Feb. 6 | ESPN | Georgia (A) | 65-70 |
| Feb. 10 | CBS | Georgetown (A) | 40-56 |
| Feb. 27 | ESPN | LSU (H) | 76-63 |

1988-89 (8)

| | | | |
|----------|------|--------------------|---------|
| Dec. 6 | ESPN | Illinois (A) | 67-97 |
| Dec. 10 | ESPN | LSU (H) | 101-111 |
| Dec. 22 | USA | Pittsburgh (H) | 87-90 |
| Jan. 5 | ESPN | Ole Miss (A) | 71-80 |
| Jan. 12 | ESPN | Kentucky (H) | 56-69 |
| Feb. 4 | CBS | Stanford (N) | 69-84 |
| Feb. 11 | NBC | Kentucky (A) | 59-53 |
| March 17 | CBS | Colorado State (N) | 46-68 |

Date Network Opponent Score

1987-88 (7)

| | | | |
|----------|------|----------------|--------|
| Dec. 16 | ESPN | Ohio State (H) | 102-69 |
| Jan. 2 | CBS | Pittsburgh (A) | 68-80 |
| Feb. 6 | ESPN | Auburn (H) | 57-58 |
| Feb. 20 | NBC | Kentucky (H) | 83-76 |
| March 6 | ABC | LSU (A) | 69-86 |
| March 17 | CBS | St. John's (N) | 62-59 |
| March 19 | CBS | Michigan (N) | 85-108 |

1986-87 (4)

| | | | |
|----------|------|----------------|-------|
| Dec. 16 | ESPN | LSU (H) | 96-75 |
| March 13 | ESPN | N.C. State (N) | 82-70 |
| March 15 | CBS | Purdue (N) | 85-66 |
| March 19 | CBS | Syracuse (N) | 81-87 |

1985-86 (4)

| | | | |
|----------|------|---------------|-------|
| Jan. 18 | CBS | Kentucky (H) | 55-72 |
| Feb. 1 | ESPN | Tennessee (H) | 69-61 |
| March 6 | ESPN | LSU (N) | 66-72 |
| March 24 | ESPN | Wyoming (N) | 58-67 |

1984-85 (5)

| | | | |
|---------|---------|-----------------------|-------|
| Jan. 10 | | Vanderbilt (A) | 68-64 |
| Jan. 19 | | Kentucky (A) | 67-55 |
| Jan. 26 | Lorimar | Alabama (H) | 86-77 |
| Feb. 16 | | Georgia (A) | 56-80 |
| March 2 | | Mississippi State (A) | 69-63 |

1983-84 (3)

| | | | |
|---------|-----|--------------|-------|
| Jan. 17 | USA | Kentucky (H) | 69-57 |
| Jan. 24 | USA | Georgia (A) | 77-69 |
| Feb. 24 | TBS | Ole Miss (A) | 59-53 |

1982-83 (4)

| | | | |
|---------|------|---------------|-------|
| Jan. 8 | TVS | Auburn (H) | 92-75 |
| Jan. 25 | ESPN | Georgia (H) | 79-83 |
| Feb. 1 | ESPN | LSU (A) | 69-78 |
| Feb. 19 | NBC | Tennessee (A) | 53-78 |

1981-82 (3)

| | | | |
|---------|--|----------------|-------|
| Jan. 9 | | Auburn (A) | 60-80 |
| Jan. 27 | | Vanderbilt (A) | 48-51 |
| Jan. 30 | | LSU (H) | 59-61 |

1980-81 (3)

| | | | |
|---------|--|----------------|-------|
| Jan. 24 | | Alabama (H) | 97-91 |
| Jan. 28 | | Vanderbilt (H) | 70-72 |
| Feb. 7 | | Auburn (A) | 55-50 |

1979-80 (3)

| | | | |
|---------|-----|----------------|--------|
| Jan. 17 | | Kentucky (H) | 63-76 |
| Jan. 19 | TVS | Alabama (A) | 62-80 |
| Jan. 21 | | Vanderbilt (A) | 85-105 |

1978-79 (4)

| | | | |
|---------|--|-----------------------|------------|
| Jan. 3 | | Kentucky (H) | 76-65 |
| Jan. 15 | | Ole Miss (A) | 45-58 |
| Feb. 17 | | Mississippi State (A) | 64-80 |
| Feb. 24 | | Georgia (H) | 62-63 (OT) |

1977-78 (4)

| | | | |
|---------|--------|----------------|-------------|
| Jan. 9 | DLP-TV | Vanderbilt (H) | 67-65 |
| Jan. 23 | DLP-TV | Ole Miss (A) | 61-56 |
| Feb. 27 | TVS | Alabama (A) | 70-81 |
| March 4 | NBC | Tennessee (H) | 90-91 (3OT) |

1976-77 (1)

| | | | |
|---------|--|----------------|-------|
| Jan. 15 | | Vanderbilt (H) | 83-72 |
|---------|--|----------------|-------|

1975-76 (1)

| | | | |
|---------|--|------------|-------|
| Jan. 31 | | Auburn (H) | 86-92 |
|---------|--|------------|-------|

1974-75 (2)

| | | | |
|---------|--|---------------------|-------|
| Jan. 4 | | Mississippi St. (H) | 94-82 |
| Feb. 15 | | Auburn (A) | 75-76 |

1973-74 (1)

| | | | |
|---------|--|----------------|-------|
| March 9 | | Vanderbilt (H) | 80-77 |
|---------|--|----------------|-------|

1972-73 (2)

| | | | |
|---------|-----|-----------------------|-------|
| Jan. 24 | TVS | Alabama (A) | 74-82 |
| Jan. 27 | | Mississippi State (H) | 66-64 |

1971-72 (2)

| | | | |
|----------|-----|-----------------------|-------|
| Feb. 26 | TVS | Mississippi State (H) | 88-80 |
| March 11 | TVS | Alabama (A) | 82-86 |

1970-71 (2)

| | | | |
|---------|-----|-------------|-------|
| Feb. 6 | TVS | Auburn (A) | 70-85 |
| Feb. 27 | TVS | Georgia (H) | 61-62 |

1969-70 (2)

| | | | |
|---------|-----|-----------------------|-------|
| Jan. 24 | TVS | Mississippi State (A) | 77-79 |
| Jan. 31 | TVS | Georgia (H) | 64-68 |

1968-69 (3)

| | | | |
|---------|-----|-----------------------|-------|
| Feb. 1 | TVS | Georgia (A) | 73-69 |
| Feb. 15 | TVS | Kentucky (H) | 82-81 |
| Feb. 22 | TVS | Mississippi State (A) | 96-79 |

1967-68 (2)

| | | | |
|---------|-----|--------------|-------|
| Jan. 13 | TVS | Kentucky (H) | 96-78 |
| Feb. 10 | TVS | LSU (A) | 92-93 |

1966-67 (2)

| | | | |
|--------|-----|----------------|-------|
| Jan. 7 | TVS | LSU (A) | 87-70 |
| Feb. 4 | TVS | Vanderbilt (H) | 83-75 |

1965-66 (2)

| | | | |
|---------|-----|----------------|-------|
| Jan. 22 | TVS | Georgia (A) | 65-52 |
| Feb. 19 | TVS | Vanderbilt (H) | 86-89 |

1964-65 (1)

| | | | |
|---------|-----|--------------|-------|
| Jan. 23 | TVS | Kentucky (H) | 84-68 |
|---------|-----|--------------|-------|

BY NETWORKS

| | |
|---------|----|
| ESPN | 99 |
| CBS | 92 |
| ESPN2 | 26 |
| TVS | 20 |
| ESPNU | 11 |
| FSN | 8 |
| ABC | 7 |
| NBC | 4 |
| TBS | 4 |
| USA | 3 |
| DLP-TV | 2 |
| TNT | 2 |
| Lorimar | 1 |

ALL-TIME SERIES RECORDS

| | W-L | FIRST GAME | | | | | | |
|--------------------------|-------|------------|--------------------------|--------|------|-----------------------------|-------|------|
| Air Force | 1-0 | 1963 | Georgia+ | 106-97 | 1923 | North Florida | 3-0 | 2006 |
| Alabama | 60-73 | 1927 | Georgia Southern\$ | 6-2 | 1937 | UNC Wilmington | 3-0 | 1978 |
| Alabama State | 1-0 | 2005 | Georgia Tech | 20-26 | 1922 | Northeastern | 1-0 | 2003 |
| Alaska-Anchorage | 3-0 | 1982 | Gonzaga | 1-1 | 1999 | Northwestern | 1-2 | 1968 |
| Albany | 1-0 | 2005 | Goodyear Tire | 0-1 | 1926 | Northwestern Missouri State | 1-0 | 1974 |
| Albany YMCA | 3-2 | 1922 | Green Cove | 0-2 | 1946 | O.C.S. | 1-0 | 1943 |
| American University | 3-0 | 2000 | Harvard | 1-0 | 1969 | Oglethorpe | 1-1 | 1927 |
| Arkansas | 15-10 | 1992 | Havana | 1-1 | 1926 | Ohio | 2-1 | 1926 |
| Arizona | 2-1 | 2001 | Hawaii | 1-0 | 1986 | Ohio State | 4-8 | 1981 |
| Arizona State | 2-0 | 1984 | High Point | 3-0 | 1999 | Oklahoma | 1-0 | 1995 |
| Army | 1-0 | 1972 | Hofstra | 1-1 | 1977 | Oklahoma State | 2-0 | 1993 |
| Atwater Kent | 2-0 | 1931 | Holy Cross | 1-0 | 1976 | Olson Swedes | 0-1 | 1928 |
| Auburn | 74-87 | 1927 | House of David | 1-0 | 1934 | Orlando AFB | 2-0 | 1946 |
| Augusta College | 1-0 | 1990 | Houston | 0-2 | 1970 | Oregon | 1-0 | 2007 |
| Austin Peay | 1-0 | 1992 | Howard | 1-0 | 1991 | Paris Island Marines | 1-0 | 1927 |
| Banana River NAS | 2-0 | 1946 | Illinois | 1-4 | 1971 | Pennsylvania | 2-2 | 1974 |
| Baylor | 0-1 | 1981 | Illinois Wesleyan | 2-0 | 1976 | Penn State | 1-2 | 1965 |
| Belmont | 1-0 | 2001 | Indiana | 0-3 | 1974 | Pinellas AAF | 0-1 | 1944 |
| Bethune-Cookman | 6-0 | 1996 | Iona | 0-1 | 1985 | Pittsburgh | 2-4 | 1948 |
| Biscayne/St. Thomas | 6-0 | 1979 | Iowa State | 2-1 | 1979 | Prairie View | 1-0 | 2006 |
| Boston College | 2-0 | 1994 | Jackson State | 2-0 | 2007 | Presbyterian | 1-0 | 2009 |
| Bradley | 1-0 | 1970 | Jacksonville | 29-5 | 1960 | Providence | 4-0 | 1978 |
| Brigham Young | 1-3 | 1959 | Jacksonville Cavs | 1-0 | 1946 | Puerto Rico | 1-0 | 1996 |
| Brown | 1-0 | 1977 | Jacksonville NAS | 5-7 | 1938 | Purdue | 2-3 | 1980 |
| Bucknell | 1-0 | 1968 | Jax. Seminole Canoe Club | 4-3 | 1924 | Radford | 1-0 | 2010 |
| Butler | 2-1 | 2000 | Jacksonville YMCA | 3-2 | 1915 | Ralph's Dry Cleaners | 2-0 | 1926 |
| California | 0-2 | 1986 | James Madison | 2-1 | 1989 | Rhode Island | 1-0 | 2011 |
| UC Santa Barbara | 1-0 | 2011 | Kansas | 1-3 | 1995 | Rice | 2-1 | 1960 |
| Camp Benning | 1-1 | 1921 | Kansas State | 1-0 | 2010 | Richmond | 1-2 | 1922 |
| Camp Blanding | 2-3 | 1945 | Kent State | 1-0 | 2010 | Rider | 1-0 | 2011 |
| Camp Blanding 120th Inf. | 1-0 | 1943 | Kentucky | 33-93 | 1927 | Robert Morris | 1-0 | 1996 |
| Catholic Club | 1-0 | 1919 | Kentucky Wesleyan | 0-1 | 1955 | Rollins | 17-0 | 1922 |
| Cedar Key AAF | 1-0 | 1944 | Kewatin (St. Augustine) | 0-1 | 1916 | Roosevelt | 1-0 | 1975 |
| Central Florida | 9-1 | 1984 | LaSalle | 0-1 | 1989 | Rutgers | 4-2 | 1972 |
| Central Missouri State | 1-0 | 1973 | Lawrence Tech | 1-0 | 1949 | St. Augustine YMCA | 1-0 | 1916 |
| Charleston Southern | 5-0 | 1991 | Lee Field | 0-1 | 1945 | St. Bonaventure | 1-0 | 1977 |
| Charlotte | 3-2 | 1974 | Liberty | 1-0 | 2007 | St. Francis (Pa.) | 1-0 | 1994 |
| Chicago State | 1-0 | 1972 | Long Island | 1-0 | 1998 | St. Joseph's | 1-1 | 1956 |
| Cincinnati YMCA | 0-6 | 1926 | Longwood | 1-0 | 2008 | St. Leo | 2-0 | 1983 |
| The Citadel | 1-0 | 1963 | LSU | 40-60 | 1947 | St. Peter's | 1-0 | 2005 |
| Clemson | 9-9 | 1927 | Louisiana Tech | 2-1 | 1986 | Sam Houston State | 2-0 | 2003 |
| Coastal Carolina | 3-0 | 1997 | Louisville | 1-8 | 1969 | Samford | 2-0 | 1970 |
| Cohen Brothers | 2-0 | 1930 | Lynchburg | 0-1 | 1922 | San Diego State | 1-1 | 1985 |
| Colorado State | 0-1 | 1989 | Macon YMCA | 0-3 | 1919 | San Jose State | 0-1 | 1974 |
| Columbia College | 2-0 | 1916 | Manhattan | 2-1 | 1963 | Savannah State | 1-0 | 2006 |
| Columbia University | 1-0 | 1971 | Marine Maritime Academy | 1-0 | 1945 | Savannah YMCA | 2-2 | 1919 |
| Connecticut | 1-0 | 1994 | Marquette | 1-2 | 1976 | Scranton | 0-1 | 1939 |
| Coral Gables | 0-3 | 1924 | Maryland | 2-1 | 1932 | Sears | 1-0 | 1932 |
| Creighton | 1-2 | 1996 | Masked Marvels | 1-0 | 1926 | Seton Hall | 1-1 | 1939 |
| Davis-Elkins | 0-2 | 1926 | Massachusetts | 1-2 | 1978 | Sewanee | 3-1 | 1938 |
| Davidson | 0-2 | 1921 | McNeese State | 1-0 | 1997 | Siena | 1-0 | 1988 |
| Daytona Beach All-Stars | 1-0 | 1947 | Memphis | 1-0 | 1976 | South Alabama | 2-2 | 1984 |
| Delaware | 0-1 | 1996 | Mercer | 5-7 | 1919 | South Carolina | 39-22 | 1926 |
| Denison | 0-1 | 1926 | Miami (Fla.) | 45-22 | 1928 | South Florida | 18-5 | 1971 |
| DePaul | 2-1 | 1965 | Miami (Ohio) | 0-1 | 1972 | S. Jacksonville | 2-2 | 1923 |
| Duke* | 4-12 | 1932 | Miami YMCA | 0-1 | 1923 | Southern | 1-0 | 2006 |
| Duquesne | 2-0 | 1996 | Michigan | 1-0 | 1998 | Southern Methodist | 1-2 | 1960 |
| East Tennessee State | 4-0 | 1969 | Michigan State | 3-3 | 1987 | Southern Mississippi | 1-0 | 1986 |
| Eastern Illinois | 1-0 | 2002 | Minnesota | 0-1 | 1993 | Southern Utah | 1-0 | 2008 |
| Eastern Kentucky | 2-0 | 2003 | Mississippi | 60-42 | 1940 | SW Missouri State | 1-0 | 1986 |
| Erskine | 1-0 | 1958 | Mississippi State | 58-49 | 1936 | SW Louisiana | 0-2 | 1983 |
| Evansville | 1-1 | 1955 | Mississippi Valley State | 1-0 | 2011 | Spring Hill | 1-1 | 1946 |
| Fairfield | 1-0 | 1978 | Missouri-Kansas City | 1-0 | 2008 | Stanford | 0-4 | 1974 |
| Field Artillery 197th | 1-0 | 1943 | Missouri Western | 2-0 | 1975 | Stetson | 52-14 | 1919 |
| 305th Fighter Squadron | 1-0 | 1943 | Montana State | 1-0 | 2003 | Syracuse | 1-3 | 1987 |
| Florida A&M | 11-0 | 1991 | Morehead State | 2-1 | 1969 | Tampa | 20-4 | 1937 |
| Florida Atlantic | 3-0 | 2000 | Morgan State | 1-0 | 2006 | Temple | 2-4 | 1969 |
| Florida Gulf Coast | 1-0 | 2008 | Muhlenberg | 1-0 | 1956 | Tennessee | 52-71 | 1926 |
| Florida International | 2-0 | 1991 | Navy | 1-1 | 1960 | Tennessee-Chattanooga | 1-0 | 2006 |
| Florida Southern | 27-6 | 1923 | Naval Air Gunnery | 1-0 | 1943 | Tennessee Tech | 1-0 | 2007 |
| Florida State | 41-22 | 1951 | Naval Inshore Patrol | 1-0 | 1943 | Texas | 3-4 | 1964 |
| Fordham | 1-2 | 1970 | New Hampshire | 3-0 | 1999 | Texas A&M | 2-1 | 1992 |
| Ft. Benning | 0-2 | 1924 | New Orleans | 3-0 | 1989 | Texas Christian | 2-0 | 1974 |
| Ft. Benning Parachute | 0-1 | 1943 | Nicholls State | 1-0 | 1997 | Texas Tech | 2-0 | 1960 |
| Ft. McPherson | 1-0 | 1926 | Norfolk State | 1-0 | 2012 | Toledo | 1-0 | 2008 |
| Furman | 3-4 | 1921 | North Carolina | 2-3 | 1922 | Towson | 1-0 | 1988 |
| George Mason | 1-0 | 2006 | North Carolina A&T | 1-0 | 2010 | Troy | 1-0 | 2009 |
| Georgetown | 2-2 | 1990 | North Carolina Central | 1-0 | 2007 | Tulane | 12-11 | 1948 |
| George Washington | 2-1 | 1939 | North Carolina State | 3-6 | 1921 | Tulsa | 0-2 | 1962 |
| | | | North Dakota State | 1-0 | 2007 | UAB | 2-1 | 1997 |
| | | | | | | UCLA | 3-0 | 2006 |
| | | | | | | Union (Ky.) College | 1-0 | 1941 |
| | | | | | | Utah | 1-1 | 1988 |
| | | | | | | Utah State | 1-0 | 1999 |
| | | | | | | Valdosta State | 1-0 | 1972 |
| | | | | | | Vanderbilt | 60-64 | 1931 |
| | | | | | | Vermont | 2-0 | 1977 |
| | | | | | | Villanova | 2-2 | 1993 |
| | | | | | | Virginia | 1-1 | 1992 |
| | | | | | | VMI | 3-1 | 1921 |
| | | | | | | Virginia Tech | 4-5 | 1961 |
| | | | | | | Wake Forest | 6-5 | 1936 |
| | | | | | | Washington College | 0-1 | 1939 |
| | | | | | | Washington | 2-1 | 1965 |
| | | | | | | Waycross | 1-0 | 1932 |
| | | | | | | Waycross NAS | 1-0 | 1945 |
| | | | | | | Weber State | 1-0 | 1999 |
| | | | | | | Welch Army Hospital | 0-3 | 1945 |
| | | | | | | West Virginia | 4-3 | 1963 |
| | | | | | | Western Carolina | 1-0 | 1986 |
| | | | | | | Western Kentucky | 2-0 | 2001 |
| | | | | | | Wichita State | 2-0 | 1991 |
| | | | | | | Wilmington (Oh.) College | 0-1 | 1926 |
| | | | | | | Winthrop | 1-0 | 2008 |
| | | | | | | Wisconsin | 1-1 | 1967 |
| | | | | | | Wisconsin-Milwaukee | 1-0 | 2006 |
| | | | | | | Wofford | 6-0 | 1921 |
| | | | | | | Wright State | 1-0 | 2011 |
| | | | | | | Wyoming | 0-1 | 1986 |
| | | | | | | Xavier | 1-2 | 1959 |
| | | | | | | Yale | 1-0 | 2011 |

* Duke record includes 1-1 mark vs. Trinity College
 \$ Georgia Southern includes 1-2 record vs. Georgia State Teachers
 + Totals do not include two games vacated by Georgia

SERIES SCORES

AIR FORCE (1-0)

Dec. 27, 1963 GBT W 74-68

ALABAMA (60-73)

Jan. 17, 1927 A L 44-49
 Feb. 18, 1928 A L 31-36
 Feb. 20, 1928 A W 29-21
 Feb. 11, 1929 H W 22-21
 Feb. 12, 1929 H W 34-23
 Feb. 15, 1929 A L 28-58
 Feb. 16, 1929 A L 33-47
 Jan. 15, 1932 A L 19-32
 Jan. 16, 1932 A L 11-26
 Feb. 26, 1934 SEC L 25-41
 Feb. 7, 1935 A L 25-27
 Dec. 14, 1939 H L 45-48
 Dec. 15, 1939 H L 38-47
 Dec. 16, 1940 A W 36-28
 Dec. 17, 1940 A L 22-28
 Dec. 15, 1941 H L 30-37
 Dec. 16, 1941 H L 28-33
 Dec. 11, 1942 A L 30-39
 Dec. 12, 1942 A L 26-32
 Dec. 15, 1946 A L 18-45
 Jan. 7, 1950 H L 48-51
 Jan. 20, 1951 H W 59-55
 Feb. 24, 1951 A L 61-79
 Jan. 5, 1952 H W 55-53
 Feb. 4, 1952 A L 59-67
 Jan. 5, 1953 H W 69-64
 Feb. 6, 1953 A W 61-60
 Feb. 1, 1954 H L 71-80
 Feb. 15, 1954 A L 58-85
 Jan. 31, 1955 A W 76-74
 Feb. 14, 1955 H L 80-89
 Feb. 13, 1956 A L 74-108
 March 5, 1956 H L 75-82
 Jan. 26, 1957 A W 93-71
 Feb. 11, 1957 H L 65-66
 Jan. 13, 1958 H W 66-62
 Feb. 10, 1958 A L 55-62
 Jan. 12, 1959 H L 77-82
 Feb. 7, 1959 A L 59-67
 Jan. 11, 1960 H W 89-76
 Feb. 6, 1960 A L 56-67
 Jan. 30, 1961 H W 52-50
 Feb. 11, 1961 A L 56-64
 Jan. 15, 1962 H W 74-53
 Feb. 10, 1962 A W 69-62
 Jan. 14, 1963 H W 69-67 (OT)
 Feb. 9, 1963 A L 74-75
 Jan. 27, 1964 H W 86-60
 Feb. 8, 1964 A W 97-91
 Jan. 25, 1965 A W 67-51
 Jan. 3, 1966 H W 56-53
 Jan. 28, 1967 A W 86-74
 Feb. 6, 1967 H W 82-50
 Jan. 27, 1968 H W 88-75
 Feb. 5, 1968 A W 64-59
 Dec. 16, 1968 A W 56-45
 March 8, 1969 H W 73-60
 Jan. 7, 1970 H W 79-70
 March 7, 1970 A L 78-89
 Jan. 6, 1971 A L 63-70
 March 6, 1971 H W 79-66
 Jan. 3, 1972 H W 79-77
 March 11, 1972 A L 82-86
 Jan. 3, 1973 A L 56-69
 Jan. 24, 1973 H L 74-82
 Jan. 28, 1974 A L 79-98
 March 2, 1974 H W 64-61
 Jan. 27, 1975 H L 67-73
 March 1, 1975 A L 75-100
 Jan. 12, 1976 H W 71-70
 Feb. 9, 1976 A L 73-79
 Jan. 5, 1977 H L 71-83
 March 7, 1977 A L 70-83
 Jan. 30, 1978 H W 84-73
 Feb. 27, 1978 A L 70-81

Jan. 22, 1979 H L 66-77
 Feb. 19, 1979 A L 76-90
 Feb. 28, 1979 N L 64-81
 Jan. 19, 1980 H L 73-84
 Feb. 16, 1980 A L 62-80
 Jan. 24, 1981 H W 97-91
 Feb. 21, 1981 A L 43-62
 Jan. 23, 1982 A L 71-82
 Feb. 20, 1982 H L 69-70
 Jan. 3, 1983 H W 89-85
 March 3, 1983 A W L99-106 (2OT)
 Jan. 2, 1984 A L 61-63
 March 1, 1984 H W 81-62
 Jan. 26, 1985 H W 86-77
 March 26, 1985 A L 66-81
 Jan. 25, 1986 A L 64-67
 Feb. 26, 1986 H W 77-65
 Jan. 28, 1987 H W 90-80 (OT)
 Feb. 28, 1987 A L 85-86 (OT)
 Feb. 3, 1988 A W 74-64
 March 5, 1988 H W 52-45
 Feb. 1, 1989 H W 85-76
 March 4, 1989 A L 63-83
 March 12, 1989 SEC L 60-72
 Jan. 30, 1990 A L 44-57
 March 3, 1990 H L 54-63
 Jan. 9, 1991 A L 64-72
 Feb. 9, 1991 H L 80-88
 March 8 1991 SEC L 65-71
 Feb. 1, 1992 A L 56-68
 March 13, 1992 SEC L 60-62
 Feb. 3, 1993 H W 69-59
 Jan. 22, 1994 A L 61-69
 March 12, 1994 SEC W 68-52
 Feb. 25, 1995 H L 66-69
 Jan. 31, 1996 A L 65-68
 Jan. 18, 1997 H W 85-66
 March 6, 1997 SEC L 66-80
 Feb. 14, 1998 A L 66-80
 Jan. 27, 1999 H W 72-68
 Jan. 22, 2000 A W 77-73
 Feb. 24, 2001 H W 89-68
 March 9, 2001 SEC W 69-61
 Feb. 23, 2002 A L 74-75
 Feb. 8, 2003 H W 75-56
 Jan. 27, 2004 A W 88-78
 March 12, 2004 SEC W 75-73 (OT)
 Feb. 5, 2005 H W 85-54
 March 12, 2005 SEC W 68-62
 Feb. 26, 2006 A L 77-82
 Feb. 14, 2007 H W 76-67
 Jan. 8, 2008 A W 90-83
 March 13, 2008 SEC L 69-80
 Feb. 18, 2009 H W 83-74
 Feb. 4, 2010 A W 66-65
 March 1, 2011 H W 78-51
 Feb. 14, 2012 A W 61-52
 March 9, 2012 SEC W 66-63

ALABAMA STATE (1-0)

Nov. 28, 2005 H W 87-60

ALASKA-ANCHORAGE (3-0)

Nov. 27, 1982 A W 72-52
 Nov. 26, 1988 A W 83-72
 Dec. 8, 1990 N W 92-81

ALBANY (1-0)

Nov. 10, 2005 H W 83-64

ALBANY YMCA (3-2)

Jan. 26, 1922 A L 17-27
 1923-24 A L 13-66
 Feb. 17, 1929 A W 50-45
 Feb. 16, 1933 A W 56-40
 Feb. 2, 1938 A W 34-27

AMERICAN UNIVERSITY (3-0)

Dec. 23, 2000 H W 76-33

Dec. 28, 2009 H W 76-60
 Dec. 5, 2010 N W 67-48

ARIZONA (2-1)

Nov. 9, 2001 N L 71-75
 Nov. 28, 2003 N W 78-77
 Dec. 7, 2011 H W 78-72 (OT)

ARIZONA STATE (2-0)

Dec. 29, 1984 N W 87-73
 March 25, 2008 A W 70-57

ARKANSAS (15-10)

Jan. 22, 1992 A L 62-75
 Feb. 6, 1993 H L 66-74
 Feb. 12, 1994 A L 87-99
 Feb. 28, 1995 H L 85-94
 Jan. 3, 1996 A L 60-75
 Jan. 5, 1997 H W 75-62
 Jan. 14, 1998 A L 84-89
 Feb. 16, 1999 H W 74-61
 March 5, 1999 SEC L 74-75
 Feb. 15, 2000 A W 80-71
 Feb. 10, 2001 H W 73-63
 Jan. 26, 2002 A L 92-94 (OT)
 Feb. 1, 2003 H W 77-66
 Feb. 28, 2004 A W 73-68
 Jan. 8, 2005 H W 82-74
 Feb. 18, 2006 A L 81-85 (OT)
 March 10, 2006 SEC W 74-71
 Jan. 9, 2007 H W 79-72
 March 11, 2007 N W 77-56
 Feb. 2, 2008 A L 61-80
 Jan. 17, 2009 H W 80-65
 March 12, 2009 SEC W 73-58
 Jan. 21, 2010 A W 71-66
 Jan. 22, 2011 H W 75-43
 Feb. 18, 2012 A W 98-68

ARMY (1-0)

Dec. 18, 1972 MSG W 80-71

ATWATER KENT (2-0)

Jan. 3, 1931 A W 38-26
 Jan. 6, 1931 H W 34-16

AUBURN (72-87)

Jan. 15, 1927 A L 34-51
 Feb. 9, 1927 H L 28-40
 Jan. 13, 1928 H L 23-39
 Jan. 14, 1928 H L 33-43
 Feb. 21, 1928 A L 28-50
 Feb. 22, 1928 A L 29-38
 Jan. 25, 1929 H W 44-34
 Jan. 26, 1929 H L 32-39
 Feb. 18, 1929 A W 46-29
 Feb. 19, 1929 A L 26-51
 Jan. 22, 1932 H L 26-43
 Jan. 23, 1932 H L 21-28
 Feb. 17, 1933 A L 30-32
 Feb. 18, 1933 A L 11-16
 Feb. 16, 1934 H W 39-21
 Feb. 17, 1934 H L 21-23
 Feb. 8, 1935 A W 35-25
 Feb. 9, 1935 A L 34-39
 Feb. 21, 1936 H L 16-32
 Feb. 22, 1936 H W 20-13
 Feb. 12, 1937 A L 34-35
 Feb. 13, 1937 A L 40-51
 Feb. 25, 1938 H W 43-34
 Feb. 26, 1938 H W 51-35
 Feb. 24, 1939 A L 38-40
 Feb. 25, 1939 A W 31-25
 Feb. 24, 1940 A W 42-37
 Feb. 19, 1942 A L 23-47
 Feb. 20, 1942 A L 36-38
 Feb. 12, 1945 A W 58-33
 Feb. 13, 1945 A L 40-42
 Feb. 19, 1945 H L 41-43

Feb. 20, 1945 H W 62-48
 Jan. 29, 1946 A L 36-49
 Jan. 30, 1946 A L 40-51
 Feb. 8, 1946 H L 53-60
 Feb. 9, 1946 H W 53-34
 Jan. 17, 1947 H W 48-32
 Jan. 18, 1947 H W 39-28
 Feb. 7, 1947 A W 48-42
 Feb. 8, 1947 A L 30-36
 Dec. 12, 1947 H L 41-43
 Dec. 13, 1947 H W 47-39
 Feb. 6, 1948 A L 50-53
 Feb. 7, 1948 A W 39-37
 Jan. 8, 1949 H W 61-45
 Feb. 17, 1949 A L 43-44
 Jan. 14, 1950 A L 46-72
 Feb. 20, 1950 H W 43-41
 Feb. 17, 1951 H W 82-61
 Feb. 23, 1951 A L 77-83 (OT)
 Jan. 3, 1952 H W 64-63
 Feb. 8, 1952 A L 52-61
 Feb. 4, 1953 A W 66-62
 Feb. 21, 1953 H W 71-67
 Jan. 29, 1954 H L 76-83
 Feb. 13, 1954 A L 65-85
 Jan. 29, 1955 A L 69-91
 Feb. 12, 1955 H L 66-70
 Jan. 2, 1956 A L 77-89
 Feb. 11, 1956 H L 73-77
 Jan. 28, 1957 A L 61-76
 Feb. 9, 1957 H L 70-73
 Jan. 11, 1958 H W 90-76
 Feb. 8, 1958 A L 69-76
 Jan. 10, 1959 H L 54-63
 Feb. 9, 1959 A L 71-93
 Jan. 9, 1960 H L 59-63
 Feb. 8, 1960 A L 51-89
 Jan. 13, 1961 H W 58-53
 Feb. 13, 1961 A W 78-60
 Jan. 13, 1962 H W 43-40
 Feb. 12, 1962 A L 60-64
 Jan. 12, 1963 H L 58-81
 Feb. 11, 1963 A L 59-88
 Jan. 11, 1964 H W 63-46
 Feb. 10, 1964 A L 58-79
 Jan. 9, 1965 A L 63-74
 Feb. 8, 1965 A L 79-83
 Jan. 24, 1966 A W 68-64
 Feb. 9, 1966 H L 66-86
 Jan. 30, 1967 A L 61-87
 Feb. 18, 1967 H W 79-59
 Jan. 29, 1968 H W 65-60
 Feb. 17, 1968 A L 65-73
 Jan. 4, 1969 H W 68-59
 Feb. 8, 1969 A L 80-81 (OT)
 Jan. 3, 1970 A L 75-91
 Feb. 7, 1970 H W 70-68
 Jan. 2, 1971 H W 66-60
 Feb. 6, 1971 A L 70-85
 Jan. 8, 1972 A L 74-79
 Feb. 12, 1972 H L 100-103
 Jan. 6, 1973 H W 65-55
 Feb. 10, 1973 A W 76-74 (OT)
 Jan. 14, 1974 A W 92-81
 Feb. 16, 1974 H W 85-77
 Jan. 13, 1975 H L 68-84
 Feb. 15, 1975 A L 75-76
 Jan. 31, 1976 H L 86-92
 Feb. 28, 1976 A L 80-89
 Jan. 22, 1977 A W 77-73
 Feb. 19, 1977 H W 79-68
 Jan. 14, 1978 H L 72-81
 Feb. 11, 1978 A L 84-92
 Jan. 6, 1979 A L 86-91
 Feb. 3, 1979 H L 92-93 (OT)
 Jan. 5, 1980 H W 70-60
 Feb. 2, 1980 A L 62-82
 Jan. 10, 1981 H W 63-59
 Feb. 7, 1981 A W 55-50
 March 4, 1981 SEC W 50-48 (OT)

SERIES SCORES

| | | | |
|----------------|-----|---|------------|
| Jan. 9, 1982 | A | L | 60-80 |
| Feb. 6, 1982 | H | W | 69-66 |
| Jan. 8, 1983 | H | W | 92-75 |
| Feb. 5, 1983 | A | L | 54-62 |
| Jan. 7, 1984 | A | L | 66-82 |
| Feb. 5, 1984 | H | L | 64-67 |
| Jan. 5, 1985 | A | L | 70-84 |
| Feb. 6, 1985 | H | L | 78-81 (OT) |
| March 8, 1985 | SEC | L | 42-43 |
| Jan. 4, 1986 | H | W | 62-59 |
| Feb. 6, 1986 | A | L | 65-67 |
| Jan. 31, 1987 | A | L | 68-81 |
| Feb. 9, 1987 | H | L | 70-84 |
| Jan. 6, 1988 | A | L | 67-72 |
| Feb. 6, 1988 | H | L | 57-58 |
| Jan. 14, 1989 | A | W | 79-75 |
| Feb. 15, 1989 | H | W | 90-79 |
| Jan. 13, 1990 | H | W | 84-62 |
| Feb. 14, 1990 | A | L | 55-75 |
| Jan. 5, 1991 | H | W | 84-82 |
| Feb. 6, 1991 | A | W | 87-84 (OT) |
| Feb. 19, 1992 | H | W | 92-81 |
| Jan. 6, 1993 | A | W | 76-73 |
| Feb. 2, 1994 | H | W | 68-67 |
| Jan. 25, 1995 | A | L | 71-77 |
| Feb. 10, 1996 | H | L | 70-73 |
| Jan. 11, 1997 | A | L | 65-79 |
| Feb. 11, 1998 | H | W | 81-64 |
| March 5, 1998 | SEC | W | 68-64 |
| Jan. 16, 1999 | A | L | 69-88 |
| Feb. 27, 2000 | H | W | 88-59 |
| March 10, 2000 | N | L | 70-78 |
| Jan. 24, 2001 | A | W | 65-63 |
| Feb. 20, 2002 | H | W | 89-61 |
| March 7, 2002 | SEC | W | 81-63 |
| March 1, 2003 | A | W | 73-70 |
| Jan. 24, 2004 | H | W | 68-52 |
| Jan. 12, 2005 | A | W | 84-78 (OT) |
| Jan. 14, 2006 | H | W | 69-57 |
| Jan. 27, 2007 | A | W | 91-66 |
| Jan. 12, 2008 | H | W | 72-56 |
| Jan. 14, 2009 | A | W | 68-65 |
| March 13, 2009 | SEC | L | 58-61 |
| Feb. 18, 2010 | H | W | 78-70 |
| March 11, 2010 | SEC | W | 78-69 |
| Jan. 20, 2011 | A | W | 45-40 |
| Feb. 21, 2012 | H | W | 63-47 |

| | | | |
|------------------------------|---|---|-------|
| AUGUSTA COLLEGE (1-0) | | | |
| Dec. 15, 1990 | H | W | 82-43 |

| | | | |
|--------------------------|---|---|-------|
| AUSTIN PEAY (1-0) | | | |
| Dec. 29, 1992 | N | W | 86-62 |

| | | | |
|-------------------------------|---|---|-------|
| BANANA RIVER NAS (2-0) | | | |
| Dec. 19, 1946 | A | W | 54-44 |
| Feb. 11, 1947 | H | W | 58-37 |

| | | | |
|---------------------|---|---|-------|
| BAYLOR (0-1) | | | |
| Dec. 30, 1981 | N | L | 71-72 |

| | | | |
|----------------------|---|---|--------|
| BELMONT (1-0) | | | |
| Dec. 30, 2001 | H | W | 107-55 |

| | | | |
|------------------------------|---|---|--------|
| BETHUNE-COOKMAN (6-0) | | | |
| Nov. 25, 1996 | H | W | 68-59 |
| Nov. 23, 1998 | H | W | 91-61 |
| Dec. 11, 1999 | H | W | 93-77 |
| Dec. 19, 2000 | H | W | 106-64 |
| Dec. 28, 2002 | H | W | 99-64 |
| Dec. 9, 2005 | H | W | 88-58 |

| | | | |
|----------------------------------|---|---|-------|
| BISCAYNE/ST. THOMAS (6-0) | | | |
| Dec. 4, 1979 | H | W | 93-88 |
| Nov. 29, 1980 | N | W | 90-71 |
| Nov. 28, 1981 | H | W | 91-80 |
| Dec. 21, 1982 | H | W | 92-72 |
| Dec. 20, 1983 | H | W | 74-51 |

| | | | |
|---------------|---|---|--------|
| Dec. 20, 1984 | A | W | 120-66 |
|---------------|---|---|--------|

| | | | |
|-----------------------------|---|---|-------|
| BOSTON COLLEGE (2-0) | | | |
| March 27, 1994 | N | W | 74-66 |
| Nov. 29, 1994 | N | W | 91-65 |

| | | | |
|----------------------|---|---|-------|
| BRADLEY (1-0) | | | |
| Nov. 16, 2008 | H | W | 81-58 |

| | | | |
|----------------------------|---|---|-------------|
| BRIGHAM YOUNG (1-3) | | | |
| Dec. 29, 1959 | N | L | 65-74 |
| Dec. 30, 1991 | N | L | 73-79 |
| March 18, 2010 | N | L | 92-99 (20T) |
| March 24, 2011 | N | W | 83-74 (OT) |

| | | | |
|--------------------|---|---|-------|
| BROWN (1-0) | | | |
| Dec. 3, 1977 | N | W | 92-76 |

| | | | |
|-----------------------|---|---|-------|
| BUCKNELL (1-0) | | | |
| Dec. 31, 1968 | H | W | 74-70 |

| | | | |
|---------------------|---|---|------------|
| BUTLER (2-1) | | | |
| March 17, 2000 | N | W | 69-68 (OT) |
| March 23, 2007 | N | W | 65-57 |
| March 26, 2011 | N | L | 71-74 (OT) |

| | | | |
|-------------------------|---|---|-------|
| CALIFORNIA (0-2) | | | |
| Dec. 27, 1986 | N | L | 80-83 |
| Nov. 25, 1988 | N | L | 58-73 |

| | | | |
|-------------------------------|---|---|-------|
| UC SANTA BARBARA (1-0) | | | |
| March 17, 2011 | N | W | 79-51 |

| | | | |
|---------------------------|---|---|-------|
| CAMP BENNING (1-1) | | | |
| Feb. 15, 1921 | A | W | 31-28 |
| Jan. 27, 1922 | A | L | 13-45 |

| | | | |
|----------------------------|---|---|-------|
| CAMP BLANDING (2-3) | | | |
| Jan. 11, 1945 | H | L | 44-46 |
| Jan. 31, 1945 | A | W | 39-36 |
| Feb. 2, 1945 | A | L | 36-50 |
| Jan. 9, 1946 | A | L | 44-49 |
| Jan. 14, 1946 | H | W | 64-40 |

| | | | |
|---------------------------------------|---|---|-------|
| CAMP BLANDING 120TH INF. (1-0) | | | |
| Jan. 22, 1943 | A | W | 53-27 |

| | | | |
|----------------------------|---|---|-------|
| CATHOLIC CLUB (1-0) | | | |
| 1919-20 | A | W | 28-16 |

| | | | |
|----------------------------|---|---|-------|
| CEDAR KEY AAF (1-0) | | | |
| Dec. 13, 1944 | H | W | 77-24 |

| | | | |
|------------------------------|---|---|--------|
| CENTRAL FLORIDA (9-1) | | | |
| Nov. 24, 1984 | H | W | 106-55 |
| Nov. 26, 1985 | H | W | 86-56 |
| Dec. 10, 1986 | H | W | 89-54 |
| Dec. 20, 1994 | H | W | 83-69 |
| Nov. 22, 1996 | H | W | 80-63 |
| Nov. 18, 1997 | H | W | 100-85 |
| Dec. 4, 2003 | N | W | 59-39 |
| Dec. 3, 2005 | H | W | 80-47 |
| Dec. 20, 2008 | N | W | 89-61 |
| Dec. 1, 2010 | N | L | 54-57 |

| | | | |
|-------------------------------------|---|---|--------|
| CENTRAL MISSOURI STATE (1-0) | | | |
| Dec. 17, 1973 | H | W | 109-72 |

| | | | |
|----------------------------------|---|---|-------|
| CHARLESTON SOUTHERN (5-0) | | | |
| Dec. 4, 1991 | H | W | 57-52 |
| Nov. 24, 1995 | H | W | 83-65 |
| Dec. 5, 1998 | H | W | 80-67 |
| Dec. 23, 2002 | H | W | 74-62 |
| Dec. 19, 2007 | H | W | 89-64 |

| | | | |
|------------------------|---|---|-------|
| CHARLOTTE (3-2) | | | |
| Dec. 7, 1974 | H | W | 89-78 |
| Dec. 6, 1975 | A | L | 64-73 |
| Dec. 7, 1990 | N | L | 92-94 |
| Dec. 20, 1992 | N | W | 70-69 |
| Dec. 15, 2001 | N | W | 73-52 |

| | | | |
|----------------------------|---|---|--------|
| CHICAGO STATE (1-0) | | | |
| Feb. 29, 1972 | H | W | 120-69 |

| | | | |
|------------------------------|---|---|-------|
| CINCINNATI YMCA (0-6) | | | |
| Feb. 4, 1926 | H | L | 26-42 |
| 1926-27 | A | L | 26-60 |
| Feb. 8, 1927 | H | L | 23-41 |
| Feb. 3, 1928 | H | L | 26-27 |
| Jan. 21, 1929 | A | L | 35-44 |
| Jan. 28, 1930 | H | L | 26-33 |

| | | | |
|--------------------------|---|---|-------|
| THE CITADEL (1-0) | | | |
| Jan. 28, 1963 | H | W | 83-75 |

| | | | |
|----------------------|---|---|--------|
| CLEMSON (9-9) | | | |
| Feb. 16, 1927 | A | L | 17-33 |
| Feb. 8, 1928 | A | L | 29-32 |
| Feb. 9, 1928 | A | L | 25-26 |
| Jan. 11, 1929 | H | L | 23-36 |
| Jan. 12, 1929 | H | L | 21-31 |
| Feb. 12, 1930 | A | L | 28-33 |
| Feb. 13, 1930 | A | L | 20-47 |
| Feb. 5, 1932 | H | W | 36-25 |
| Feb. 6, 1932 | H | W | 36-33 |
| Jan. 13, 1933 | A | W | 34-28 |
| Jan. 14, 1933 | A | W | 37-33 |
| Feb. 9, 1934 | A | W | 36-31 |
| Feb. 10, 1934 | A | L | 26-31 |
| Jan. 4, 1937 | H | W | 52-36 |
| Jan. 5, 1937 | H | L | 30-31 |
| Dec. 27, 1951 | N | W | 73-62 |
| Dec. 28, 1956 | N | W | 105-71 |
| Dec. 30, 1957 | N | W | 76-64 |

| | | | |
|-------------------------------|---|---|--------|
| COASTAL CAROLINA (3-0) | | | |
| Nov. 29, 1997 | H | W | 62-44 |
| Nov. 30, 1998 | H | W | 110-68 |
| Nov. 24, 2002 | H | W | 88-45 |

| | | | |
|-----------------------------|---|---|-------|
| COHEN BROTHERS (2-0) | | | |
| Jan. 21, 1930 | A | W | 38-26 |
| Feb. 20, 1930 | H | W | 49-26 |

| | | | |
|-----------------------------|---|---|-------|
| COLORADO STATE (0-1) | | | |
| March 17, 1989 | N | L | 46-68 |

| | | | |
|-------------------------------|---|---|-------|
| COLUMBIA COLLEGE (2-0) | | | |
| Jan. 25, 1916 | A | W | 18-5 |
| Feb. 5, 1916 | A | W | 36-25 |

| | | | |
|----------------------------------|---|---|-------|
| COLUMBIA UNIVERSITY (1-0) | | | |
| Dec. 28, 1971 | N | W | 87-47 |

| | | | |
|--------------------------|---|---|------------|
| CONNECTICUT (1-0) | | | |
| March 25, 1994 | N | W | 69-60 (OT) |

| | | | |
|---------------------------|---|---|-------|
| CORAL GABLES (0-3) | | | |
| 1924-25 | A | L | 23-37 |
| 1924-25 | A | L | 16-36 |
| 1924-25 | H | L | 29-39 |

| | | | |
|------------------------|---|---|-------------|
| CREIGHTON (1-2) | | | |
| Nov. 29, 1996 | N | L | 73-74 |
| March 15, 2002 | N | L | 82-83 (20T) |
| March 21, 2008 | H | W | 82-54 |

| | | | |
|---------------------------|---|---|-------|
| DAVIS-ELKINS (0-2) | | | |
| 1926-27 | A | L | 23-60 |
| Feb. 4, 1928 | H | L | 25-57 |

| | | | |
|-----------------------|---|---|-------|
| DAVIDSON (0-2) | | | |
| Feb. 10, 1921 | A | L | 26-45 |
| 1923-24 | A | L | 22-24 |

| | | | |
|--------------------------------------|---|---|-------|
| DAYTONA BEACH ALL-STARS (1-0) | | | |
| Jan. 9, 1947 | A | W | 45-31 |

| | | | |
|-----------------------|---|---|-------|
| DELAWARE (0-1) | | | |
| Dec. 1, 1996 | N | L | 78-88 |

| | | | |
|----------------------|---|---|-------|
| DENISON (0-1) | | | |
| 1926-27 | A | L | 17-30 |

| | | | |
|---------------------|---|---|-------|
| DePAUL (2-1) | | | |
| Dec. 29, 1965 | N | W | 72-64 |
| Jan. 26, 2000 | N | L | 69-71 |
| Dec. 2, 2000 | H | W | 83-76 |

| | | | |
|--------------------|----|---|------------|
| DUKE (4-12) | | | |
| *Feb. 8, 1921 | A | L | 21-49 |
| *Feb. 20, 1922 | H | W | 33-26 (OT) |
| Feb. 26, 1932 | SC | L | 22-33 |
| Dec. 18, 1934 | H | L | 27-55 |
| Dec. 19, 1934 | H | W | 40-21 |
| Feb. 14, 1936 | A | L | 31-42 |
| Dec. 16, 1937 | H | L | 25-33 |
| Dec. 17, 1937 | H | L | 33-37 |
| Dec. 17, 1946 | A | L | 37-44 |
| Dec. 21, 1960 | A | L | 64-83 |
| Dec. 1, 1961 | A | L | 58-80 |
| Dec. 27, 1973 | N | W | 77-60 |
| Dec. 29, 1987 | N | L | 70-93 |
| April 2, 1994 | N | L | 65-70 |
| Dec. 9, 1998 | A | L | 86-116 |
| March 24, 2000 | N | W | 87-78 |

*Formerly known as Trinity

| | | | |
|-----------------------|---|---|-------|
| DUQUESNE (2-0) | | | |
| Dec. 7, 1996 | A | W | 95-85 |
| Dec. 3, 1997 | H | W | 99-66 |

| | | | |
|-----------------------------------|---|---|-------|
| EAST TENNESSEE STATE (4-0) | | | |
| Dec. 2, 1969 | N | W | 68-49 |
| Dec. 2, 1975 | H | W | 74-61 |
| Dec. 4, 1976 | A | W | 62-59 |
| Dec. 30, 1980 | H | W | 72-52 |

| | | | |
|-------------------------------|---|---|-------|
| EASTERN ILLINOIS (1-0) | | | |
| Nov. 21, 2002 | H | W | 99-65 |

| | | | |
|-------------------------------|---|---|--------|
| EASTERN KENTUCKY (2-0) | | | |
| Dec. 27, 2003 | H | W | 109-63 |
| Dec. 22, 2004 | H | W | 98-49 |

| | | | |
|----------------------|---|---|--------|
| ERSKINE (1-0) | | | |
| Dec. 1, 1958 | H | W | 107-61 |

| | | | |
|-------------------------|---|---|-------|
| EVANSVILLE (1-1) | | | |
| Dec. 30, 1955 | N | L | 69-85 |
| Dec. 30, 1993 | N | W | 66-63 |

| | | | |
|------------------------|---|---|--------------|
| FAIRFIELD (1-0) | | | |
| Dec. 15, 1978 | N | W | 109-99 (30T) |

| | | | |
|------------------------------------|---|---|-------|
| FIELD ARTILLERY 197TH (1-0) | | | |
| Feb. 11, 1943 | A | W | 66-28 |

| | | | |
|-------------------------------------|---|---|-------|
| 305TH FIGHTER SQUADRON (1-0) | | | |
| Jan. 12, 1943 | A | W | 70-24 |

| | | | |
|-------------------------------|---|---|--------|
| FLORIDA A&M (11-0) | | | |
| Nov. 23, 1991 | H | W | 76-66 |
| Dec. 4, 1999 | H | W | 96-44 |
| Dec. 10, 2000 | H | W | 125-50 |
| Dec. 30, 2002 | H | W | 91-58 |
| Dec. 2, 2003 | H | W | 102-78 |

SERIES SCORES

| | | | |
|---------------|---|---|-------|
| Nov. 30, 2004 | H | W | 88-51 |
| Dec. 30, 2005 | H | W | 84-47 |
| Dec. 17, 2006 | N | W | 72-57 |
| Dec. 5, 2007 | H | W | 91-52 |
| Dec. 2, 2008 | H | W | 73-58 |
| Dec. 1, 2009 | H | W | 80-59 |

FLORIDA ATLANTIC (3-0)

| | | | |
|---------------|---|---|--------|
| Nov. 27, 2000 | H | W | 100-42 |
| Nov. 23, 2004 | H | W | 90-45 |
| Nov. 23, 2010 | H | W | 79-66 |

FLORIDA GULF COAST (1-0)

| | | | |
|---------------|---|---|-------|
| Dec. 10, 2008 | H | W | 94-60 |
|---------------|---|---|-------|

FLORIDA INTERNATIONAL (2-0)

| | | | |
|---------------|---|---|-------|
| Dec. 21, 1991 | A | W | 69-44 |
| Nov. 26, 1994 | H | W | 86-66 |

FLORIDA SOUTHERN (27-6)

| | | | |
|---------------|---|---|-------|
| 1923-24 | H | W | 27-15 |
| 1923-24 | H | W | 26-22 |
| 1923-24 | A | W | 23-21 |
| 1923-24 | A | L | 23-29 |
| 1924-25 | H | W | 32-21 |
| Jan. 17, 1928 | A | L | 24-26 |
| Feb. 14, 1928 | A | W | 32-22 |
| Jan. 16, 1929 | H | W | 28-26 |
| Jan. 18, 1930 | A | W | 44-31 |
| Feb. 21, 1930 | H | W | 54-30 |
| Jan. 6, 1939 | H | W | 62-26 |
| Feb. 9, 1939 | A | W | 38-24 |
| Dec. 8, 1939 | H | W | 60-33 |
| Jan. 6, 1940 | A | W | 77-29 |
| Dec. 12, 1940 | A | W | 43-19 |
| Jan. 31, 1941 | A | W | 47-31 |
| Dec. 12, 1941 | H | W | 51-36 |
| Feb. 3, 1942 | A | W | 50-22 |
| Dec. 8, 1946 | H | W | 47-24 |
| Feb. 21, 1947 | A | W | 63-38 |
| Jan. 10, 1948 | A | W | 74-49 |
| Feb. 10, 1948 | H | W | 87-43 |
| Dec. 4, 1948 | A | W | 83-61 |
| Jan. 12, 1949 | H | L | 50-51 |
| Dec. 1, 1949 | A | W | 49-37 |
| Feb. 7, 1950 | H | L | 62-67 |
| Dec. 6, 1950 | H | W | 71-51 |
| Feb. 3, 1951 | A | L | 58-69 |
| Dec. 15, 1951 | H | W | 79-51 |
| Dec. 10, 1952 | H | W | 74-56 |
| Dec. 7, 1959 | H | W | 88-70 |
| Dec. 20, 1979 | A | L | 75-98 |
| Dec. 8, 1980 | N | W | 72-62 |

FLORIDA STATE (41-22)

| | | | |
|---------------|----|---|-------|
| Dec. 29, 1951 | GB | W | 61-51 |
| Dec. 28, 1954 | GB | W | 82-79 |
| Dec. 10, 1956 | H | W | 67-65 |
| Dec. 11, 1957 | A | W | 71-70 |
| Dec. 13, 1958 | A | L | 60-82 |
| Dec. 5, 1959 | H | W | 81-71 |
| Dec. 14, 1960 | A | W | 74-67 |
| Feb. 22, 1961 | H | W | 75-74 |
| Dec. 7, 1961 | H | L | 71-85 |
| Feb. 21, 1962 | A | L | 56-79 |
| Dec. 6, 1962 | A | W | 80-59 |
| Jan. 23, 1963 | H | W | 90-86 |
| Dec. 3, 1963 | A | W | 78-55 |
| Jan. 22, 1964 | H | W | 52-50 |
| Dec. 9, 1964 | A | L | 50-51 |
| Feb. 23, 1965 | H | W | 77-65 |
| Dec. 8, 1965 | H | W | 75-62 |
| Jan. 18, 1966 | A | W | 74-65 |
| Dec. 7, 1966 | H | W | 50-30 |
| Feb. 22, 1967 | A | W | 90-75 |
| Dec. 7, 1967 | A | W | 95-87 |
| Feb. 21, 1968 | H | W | 89-62 |
| Dec. 30, 1969 | GB | L | 63-88 |
| Dec. 9, 1978 | H | L | 61-68 |

| | | | |
|---------------|---|---|-------------|
| Dec. 8, 1979 | N | L | 70-87 |
| Dec. 13, 1980 | A | W | 81-74 (20T) |
| Jan. 26, 1981 | H | L | 71-82 |
| Dec. 12, 1981 | N | W | 81-65 |
| Jan. 11, 1982 | A | L | 67-82 |
| Dec. 19, 1982 | A | W | 84-63 |
| Dec. 2, 1983 | H | L | 60-67 |
| Dec. 23, 1983 | A | L | 64-87 |
| Nov. 30, 1984 | A | W | 68-65 |
| Feb. 4, 1985 | H | W | 86-79 |
| Nov. 29, 1985 | H | W | 85-66 |
| Nov. 28, 1986 | A | L | 76-80 |
| Dec. 12, 1987 | H | W | 71-48 |
| Dec. 3, 1988 | A | L | 86-104 |
| Dec. 1, 1989 | H | W | 82-69 |
| Nov. 30, 1990 | A | W | 85-68 |
| Jan. 27, 1992 | H | L | 67-68 |
| Jan. 2, 1993 | A | W | 89-86 |
| Dec. 18, 1993 | N | L | 59-69 |
| Feb. 21, 1994 | H | W | 72-61 |
| Dec. 17, 1994 | N | W | 71-65 (20T) |
| Feb. 20, 1995 | A | W | 75-62 |
| Dec. 16, 1995 | N | L | 52-74 |
| Dec. 21, 1996 | N | L | 65-79 |
| Dec. 14, 1997 | N | L | 81-83 |
| Nov. 20, 1998 | A | W | 82-66 |
| Nov. 19, 1999 | H | W | 96-61 |
| Nov. 17, 2000 | A | W | 85-70 |
| Nov. 16, 2001 | H | W | 68-47 |
| Dec. 6, 2002 | A | W | 58-57 |
| Jan. 3, 2004 | H | W | 87-73 |
| Jan. 2, 2005 | A | L | 69-82 |
| Nov. 25, 2005 | H | W | 74-66 |
| Dec. 3, 2006 | A | L | 66-70 |
| Nov. 23, 2007 | H | L | 51-65 |
| Dec. 7, 2008 | A | L | 55-57 |
| Nov. 24, 2009 | H | W | 68-52 |
| Nov. 28, 2010 | A | W | 55-51 |
| Dec. 22, 2011 | H | W | 82-64 |

FORDHAM (1-2)

| | | | |
|---------------|---|---|-------|
| Dec. 23, 1970 | H | L | 65-72 |
| Dec. 9, 1972 | A | L | 69-78 |
| Dec. 29, 1988 | N | W | 59-52 |

FT. BENNING (0-2)

| | | | |
|---------------|---|---|-------|
| 1924-25 | A | L | 27-43 |
| Jan. 16, 1927 | A | L | 18-51 |

FT. BENNING PARACHUTE (0-1)

| | | | |
|---------------|---|---|-------|
| Feb. 13, 1943 | A | L | 31-33 |
|---------------|---|---|-------|

FT. McPHERSON (1-0)

| | | | |
|---------------|---|---|-------|
| Jan. 22, 1926 | H | W | 34-22 |
|---------------|---|---|-------|

FURMAN (3-4)

| | | | |
|---------------|---|---|--------|
| Feb. 12, 1921 | A | W | 37-25 |
| Feb. 19, 1927 | A | L | 21-56 |
| Feb. 10, 1928 | A | L | 21-44 |
| Feb. 9, 1931 | A | L | 21-51 |
| Jan. 18, 1969 | H | W | 110-65 |
| Dec. 17, 1974 | A | L | 65-86 |
| Nov. 29, 1975 | H | W | 87-69 |

GEORGE MASON (1-0)

| | | | |
|---------------|---|---|-------|
| April 1, 2006 | N | W | 73-58 |
|---------------|---|---|-------|

GEORGETOWN (2-2)

| | | | |
|----------------|---|---|-------|
| Feb. 10, 1990 | A | L | 40-56 |
| March 11, 1998 | H | L | 69-71 |
| Nov. 24, 1999 | N | W | 72-62 |
| March 24, 2006 | N | W | 57-53 |

GEORGE WASHINGTON (2-1)

| | | | |
|---------------|---|---|-------|
| Dec. 30, 1939 | A | L | 36-49 |
| Dec. 22, 1977 | N | W | 70-63 |
| Dec. 2, 1995 | N | W | 75-66 |

GEORGIA (106-97)

| | | | |
|---------------|----|---|------------|
| 1923-24 | A | L | 24-45 |
| Feb. 10, 1926 | A | L | 27-55 |
| 1926-27 | A | W | 33-32 |
| Jan. 6, 1928 | H | L | 35-37 |
| Jan. 7, 1928 | H | L | 30-40 |
| Jan. 4, 1929 | A | L | 32-48 |
| Jan. 5, 1929 | A | L | 26-45 |
| Jan. 11, 1930 | H | L | 34-35 (OT) |
| Jan. 9, 1931 | H | L | 29-32 |
| Jan. 10, 1931 | H | L | 29-49 |
| Feb. 6, 1931 | A | L | 23-38 |
| Feb. 7, 1931 | A | L | 32-33 |
| Feb. 12, 1932 | H | L | 33-38 |
| Feb. 13, 1932 | H | W | 47-27 |
| Feb. 18, 1932 | A | L | 20-36 |
| Feb. 19, 1932 | A | L | 20-39 |
| Jan. 11, 1933 | A | L | 34-37 |
| Jan. 12, 1933 | A | W | 33-32 |
| Jan. 20, 1933 | H | W | 25-22 |
| Jan. 21, 1933 | H | W | 40-39 |
| Jan. 10, 1934 | A | W | 46-20 |
| Jan. 11, 1934 | A | L | 24-32 |
| Feb. 2, 1934 | H | W | 37-35 |
| Feb. 3, 1934 | H | W | 47-27 |
| Jan. 10, 1935 | A | W | 29-27 |
| Jan. 11, 1935 | A | L | 30-34 |
| Feb. 15, 1935 | H | W | 29-25 |
| Feb. 16, 1935 | H | W | 47-45 |
| Jan. 17, 1936 | H | L | 28-37 |
| Jan. 18, 1936 | H | L | 32-43 |
| Feb. 7, 1936 | A | L | 32-40 |
| Feb. 8, 1936 | A | L | 22-27 |
| Jan. 15, 1937 | H | L | 30-31 |
| Jan. 16, 1937 | H | W | 36-18 |
| Feb. 5, 1937 | A | L | 19-36 |
| Feb. 6, 1937 | A | L | 27-28 |
| Jan. 14, 1938 | H | L | 31-34 |
| Jan. 15, 1938 | H | W | 38-32 |
| Feb. 4, 1938 | A | W | 41-35 |
| Feb. 5, 1938 | A | L | 27-28 |
| Jan. 13, 1939 | H | W | 26-15 |
| Jan. 14, 1939 | H | L | 18-35 |
| Feb. 14, 1939 | A | L | 32-42 |
| Feb. 15, 1939 | A | L | 18-43 |
| Jan. 12, 1940 | H | W | 45-36 |
| Jan. 13, 1940 | H | W | 36-25 |
| Feb. 12, 1940 | A | L | 37-46 |
| Feb. 13, 1940 | A | L | 35-54 |
| Jan. 10, 1941 | H | W | 39-34 |
| Jan. 11, 1941 | H | W | 44-42 |
| Feb. 10, 1941 | A | L | 40-46 |
| Feb. 11, 1941 | H | W | 46-44 |
| Jan. 9, 1942 | H | L | 33-42 |
| Jan. 10, 1942 | H | W | 29-28 |
| Feb. 9, 1942 | A | L | 26-27 |
| Feb. 10, 1942 | A | L | 27-39 |
| Jan. 13, 1945 | H | W | 46-28 |
| Feb. 17, 1945 | A | W | 52-36 |
| Feb. 2, 1946 | A | W | 67-56 |
| Feb. 18, 1946 | H | L | 41-44 |
| Jan. 11, 1947 | H | W | 50-47 |
| Feb. 14, 1947 | A | L | 43-59 |
| Jan. 23, 1948 | H | L | 52-55 |
| Jan. 24, 1948 | H | W | 46-38 |
| Feb. 14, 1948 | A | L | 44-56 |
| Jan. 21, 1949 | H | L | 48-59 |
| Feb. 11, 1949 | A | L | 39-49 |
| Feb. 12, 1949 | A | W | 55-49 |
| Jan. 20, 1950 | H | W | 54-49 |
| Jan. 21, 1950 | H | L | 48-57 |
| Feb. 11, 1950 | A | L | 52-77 |
| Jan. 12, 1951 | A | L | 48-64 |
| Feb. 10, 1951 | H | L | 58-75 |
| Dec. 28, 1951 | GB | W | 62-47 |
| Jan. 16, 1952 | A | W | 74-55 |
| Feb. 12, 1952 | H | W | 74-60 |
| Feb. 16, 1953 | A | L | 58-61 |
| March 2, 1953 | H | W | 79-73 |

| | | | |
|---------------|----|---|------------|
| Dec. 29, 1953 | N | L | 72-84 |
| Jan. 2, 1954 | H | W | 76-64 |
| March 6, 1954 | A | W | 80-76 |
| Jan. 3, 1955 | H | W | 81-68 |
| March 4, 1955 | A | L | 61-69 |
| Jan. 30, 1956 | A | L | 73-93 |
| March 3, 1956 | H | W | 82-69 |
| Dec. 31, 1956 | H | L | 62-69 |
| March 2, 1957 | A | W | 85-65 |
| Dec. 7, 1957 | A | L | 60-66 |
| Dec. 31, 1957 | GB | W | 76-63 |
| March 1, 1958 | H | W | 90-73 |
| Dec. 3, 1958 | H | L | 63-66 |
| Dec. 30, 1958 | GB | W | 98-60 |
| Feb. 28, 1959 | A | L | 67-85 |
| Dec. 12, 1959 | A | L | 61-75 |
| Feb. 27, 1960 | H | L | 73-75 |
| Dec. 30, 1960 | GB | W | 73-58 |
| Jan. 28, 1961 | N | W | 90-68 |
| March 4, 1961 | A | W | 78-74 |
| Dec. 19, 1961 | N | L | 72-78 (OT) |
| March 3, 1962 | H | W | 105-78 |
| Jan. 19, 1963 | H | W | 90-58 |
| March 2, 1963 | A | L | 77-79 |
| Jan. 18, 1964 | H | L | 57-59 |
| Feb. 29, 1964 | A | W | 69-64 |
| Feb. 20, 1965 | A | W | 83-74 |
| March 5, 1965 | H | W | 90-66 |
| Jan. 22, 1966 | A | W | 65-52 |
| March 4, 1966 | H | W | 59-49 |
| Dec. 28, 1966 | GB | W | 78-64 |
| Jan. 23, 1967 | A | W | 63-61 |
| March 4, 1967 | H | W | 96-63 |
| Jan. 22, 1968 | H | W | 90-63 |
| March 2, 1968 | A | L | 83-97 |
| Dec. 27, 1968 | GB | W | 82-77 |
| Feb. 1, 1969 | A | W | 73-69 |
| March 1, 1969 | H | W | 96-78 |
| Jan. 31, 1970 | H | L | 64-68 |
| Feb. 28, 1970 | A | L | 69-85 |
| Jan. 30, 1971 | A | W | 88-79 |
| Feb. 27, 1971 | H | L | 61-62 |
| Feb. 5, 1972 | H | L | 63-74 |
| March 4, 1972 | A | L | 72-75 |
| Feb. 3, 1973 | A | L | 78-81 |
| March 3, 1973 | H | W | 77-72 |
| Jan. 12, 1974 | H | L | 71-75 |
| Feb. 11, 1974 | A | W | 87-74 |
| Jan. 11, 1975 | A | W | 83-69 |
| Feb. 10, 1975 | H | W | 66-65 |
| Jan. 19, 1976 | A | L | 79-87 |
| Feb. 16, 1976 | H | W | 98-84 |
| Jan. 8, 1977 | A | W | 101-76 |
| Feb. 5, 1977 | H | W | 84-71 |
| Jan. 4, 1978 | A | L | 54-57 |
| March 6, 1978 | H | W | 86-68 |
| Feb. 7, 1979 | A | L | 64-76 |

SERIES SCORES

| | | | |
|----------------|---|---|--------------|
| Jan. 6, 1990 | H | W | 97-69 |
| Feb. 6, 1990 | A | L | 65-70 |
| Jan. 12, 1991 | A | L | 54-79 |
| Feb. 12, 1991 | H | W | 90-75 |
| Jan. 15, 1992 | A | L | 63-71 |
| Feb. 29, 1992 | H | L | 60-69 |
| Jan. 13, 1993 | A | W | 81-77 (OT) |
| Feb. 9, 1993 | H | W | 82-79 |
| Jan. 26, 1994 | A | W | 100-78 |
| Feb. 16, 1994 | H | W | 91-79 |
| Feb. 7, 1995 | A | W | 82-66 |
| Feb. 22, 1995 | H | L | 85-101 |
| Jan. 17, 1996 | A | L | 46-71 |
| Feb. 28, 1996 | H | L | 70-86 |
| Jan. 22, 1997 | A | L | 70-77 (OT) |
| Feb. 26, 1997 | H | L | 76-88 |
| Jan. 10, 1998 | H | W | 82-77 |
| Feb. 7, 1998 | A | L | 77-87 |
| Jan. 10, 1999 | H | W | 72-62 |
| Feb. 13, 1999 | A | W | 75-64 |
| Feb. 5, 2000 | H | W | 85-66 |
| Feb. 23, 2000 | A | W | 90-68 |
| Jan. 17, 2000 | H | L | 72-75 |
| Feb. 3, 2001 | A | W | 82-71 |
| Jan. 19, 2002* | H | L | 79-84 |
| Feb. 12, 2002 | A | W | 85-70 |
| Jan. 11, 2003 | H | W | 66-63 |
| March 4, 2003* | A | L | 81-82 |
| Feb. 17, 2004 | A | L | 62-76 |
| March 3, 2004 | H | W | 63-55 |
| Jan. 25, 2005 | H | W | 70-47 |
| March 2, 2005 | A | W | 50-38 |
| Jan. 7, 2006 | A | W | 90-72 |
| March 1, 2006 | H | W | 77-66 |
| Jan. 6, 2007 | H | W | 67-51 |
| Feb. 7, 2007 | A | W | 71-61 |
| March 9, 2007 | N | W | 74-57 |
| Feb. 9, 2008 | H | W | 77-67 |
| Feb. 27, 2008 | A | W | 77-64 |
| Jan. 28, 2009 | H | W | 83-57 |
| Feb. 14, 2009 | A | L | 86-88 |
| Jan. 27, 2010 | H | W | 87-71 |
| Feb. 27, 2010 | A | L | 76-78 |
| Jan. 25, 2011 | A | W | 104-91 (2OT) |
| Feb. 24, 2011 | H | W | 71-62 |
| Jan. 10, 2012 | H | W | 70-48 |
| Feb. 25, 2012 | A | L | 62-76 |

*games vacated by Georgia

GEORGIA SOUTHERN (6-2)

| | | | |
|----------------|---|---|--------|
| *Feb. 4, 1937 | A | L | 35-39 |
| *Dec. 30, 1952 | N | W | 73-61 |
| *Dec. 28, 1953 | N | L | 86-99 |
| Nov. 16, 1998 | H | W | 76-62 |
| Dec. 19, 2004 | H | W | 100-68 |
| Dec. 15, 2007 | N | W | 52-49 |
| Dec. 22, 2008 | H | W | 88-81 |
| Nov. 18, 2009 | H | W | 69-49 |

*Formerly known as Georgia State Teachers

GEORGIA TECH (20-26)

| | | | |
|---------------|----|---|-------|
| Feb. 3, 1923 | A | L | 20-52 |
| Jan. 7, 1929 | A | L | 19-36 |
| Jan. 8, 1929 | A | L | 26-33 |
| Jan. 13, 1931 | H | W | 39-31 |
| Jan. 20, 1931 | A | L | 23-32 |
| Feb. 27, 1931 | SC | W | 53-48 |
| Jan. 9, 1932 | A | L | 32-41 |
| Feb. 20, 1932 | A | L | 23-38 |
| Jan. 4, 1936 | N | W | 36-25 |
| Feb. 17, 1936 | A | L | 22-39 |
| Jan. 13, 1937 | H | L | 25-35 |
| Feb. 15, 1937 | A | L | 37-43 |
| Feb. 17, 1938 | A | L | 40-54 |
| Feb. 4, 1939 | H | W | 33-29 |
| Jan. 15, 1940 | A | W | 45-40 |
| Feb. 1, 1946 | A | L | 53-64 |
| Feb. 23, 1946 | H | L | 50-58 |
| Feb. 13, 1948 | H | L | 42-65 |

| | | | |
|---------------|---|---|------------|
| Feb. 28, 1948 | A | L | 55-63 |
| Feb. 10, 1949 | A | L | 49-57 |
| Feb. 26, 1949 | H | L | 56-66 |
| Feb. 10, 1950 | A | L | 38-69 |
| Feb. 25, 1950 | H | W | 59-41 |
| Jan. 13, 1951 | A | W | 56-54 |
| Feb. 16, 1952 | H | W | 81-73 |
| Dec. 29, 1952 | N | W | 68-60 |
| Feb. 14, 1953 | A | W | 76-65 |
| Dec. 30, 1953 | N | W | 63-59 |
| March 1, 1954 | H | W | 77-59 |
| Feb. 28, 1955 | A | L | 68-88 |
| Feb. 27, 1956 | H | W | 66-48 |
| Feb. 25, 1957 | A | L | 57-64 |
| Feb. 24, 1958 | H | L | 61-62 |
| Feb. 23, 1959 | A | L | 72-76 |
| Feb. 22, 1960 | H | L | 55-69 (OT) |
| Feb. 27, 1961 | A | L | 50-52 |
| Feb. 26, 1962 | H | W | 82-75 (OT) |
| Dec. 28, 1962 | N | L | 61-63 |
| Feb. 25, 1963 | A | L | 69-89 |
| Feb. 24, 1964 | H | W | 92-73 |
| Dec. 28, 1970 | N | L | 58-69 |
| Dec. 16, 1972 | H | W | 78-69 |
| Feb. 5, 1973 | A | W | 87-85 (OT) |
| Jan. 2, 1974 | A | W | 70-68 |
| Jan. 2, 1975 | H | W | 90-69 |
| Nov. 23, 1987 | H | W | 80-69 |

GONZAGA (1-1)

| | | | |
|----------------|---|---|-------|
| March 18, 1999 | N | L | 72-73 |
| Dec. 16, 2000 | N | W | 85-71 |

GOODYEAR TIRE (0-1)

| | | | |
|---------|---|---|-------|
| 1926-27 | A | L | 30-50 |
|---------|---|---|-------|

GREEN COVE (0-2)

| | | | |
|---------------|---|---|-------|
| Feb. 5, 1946 | H | L | 39-65 |
| Feb. 12, 1946 | A | L | 38-53 |

HARVARD (1-0)

| | | | |
|---------------|---|---|-------|
| Dec. 23, 1969 | H | W | 95-75 |
|---------------|---|---|-------|

HAVANA (1-1)

| | | | |
|---------------|---|---|-------|
| Feb. 16, 1926 | H | L | 16-37 |
| Jan. 17, 1938 | H | W | 45-25 |

HAWAII (1-0)

| | | | |
|---------------|---|---|--------|
| Dec. 29, 1986 | A | W | 115-83 |
|---------------|---|---|--------|

HIGH POINT (3-0)

| | | | |
|---------------|---|---|--------|
| Dec. 19, 1999 | H | W | 109-60 |
| Dec. 18, 2001 | H | W | 103-49 |
| Jan. 2, 2008 | H | W | 88-70 |

HOFSTRA (1-1)

| | | | |
|---------------|---|---|-------|
| Dec. 13, 1977 | H | W | 97-95 |
| Dec. 19, 1978 | A | L | 67-68 |

HOLY CROSS (1-0)

| | | | |
|---------------|---|---|--------|
| Dec. 30, 1976 | N | W | 101-85 |
|---------------|---|---|--------|

HOUSE OF DAVID (1-0)

| | | | |
|---------------|---|---|-------|
| Jan. 15, 1934 | H | W | 50-23 |
|---------------|---|---|-------|

HOUSTON (0-2)

| | | | |
|--------------|---|---|-------|
| Dec. 7, 1970 | H | L | 60-61 |
| Dec. 8, 1973 | A | L | 73-97 |

HOWARD (1-0)

| | | | |
|---------------|---|---|-------|
| Nov. 26, 1991 | H | W | 74-60 |
|---------------|---|---|-------|

ILLINOIS (1-4)

| | | | |
|---------------|---|---|-------|
| Dec. 29, 1971 | N | L | 75-76 |
| Nov. 28, 1982 | N | L | 55-68 |
| Dec. 6, 1988 | A | L | 67-97 |

| | | | |
|----------------|---|---|-------|
| Dec. 5, 1989 | H | L | 69-74 |
| March 19, 2000 | N | W | 93-76 |

ILLINOIS WESLEYAN (2-0)

| | | | |
|---------------|---|---|-------|
| Dec. 20, 1976 | H | W | 78-68 |
| Dec. 29, 1979 | H | W | 93-74 |

INDIANA (0-3)

| | | | |
|---------------|---|---|-------|
| Dec. 27, 1974 | N | L | 84-98 |
| Dec. 28, 1977 | N | L | 60-73 |
| Dec. 30, 1984 | N | L | 63-80 |

IONA (0-1)

| | | | |
|---------------|---|---|-------|
| Dec. 20, 1985 | N | L | 70-71 |
|---------------|---|---|-------|

IOWA STATE (2-1)

| | | | |
|----------------|---|---|-------|
| Dec. 26, 1979 | N | W | 63-59 |
| Nov. 27, 1987 | N | W | 96-89 |
| March 17, 1995 | N | L | 61-64 |

JACKSON STATE (2-0)

| | | | |
|----------------|---|---|--------|
| March 16, 2007 | N | W | 112-69 |
| Nov. 11, 2011 | H | W | 99-59 |

JACKSONVILLE (29-5)

| | | | |
|----------------|----|---|-------------|
| Dec. 28, 1960 | GB | W | 82-68 |
| Dec. 3, 1962 | H | W | 82-81 (2OT) |
| Dec. 1, 1965 | H | W | 80-59 |
| Dec. 1, 1966 | A | W | 93-59 |
| Dec. 1, 1967 | H | W | 109-73 |
| Dec. 6, 1968 | A | L | 64-67 |
| Dec. 26, 1973 | GB | W | 64-62 |
| Dec. 26, 1975 | GB | W | 65-64 |
| Dec. 29, 1976 | GB | W | 99-87 |
| Dec. 27, 1978 | GB | L | 59-60 |
| Dec. 27, 1979 | GB | L | 55-61 |
| Feb. 18, 1980 | H | W | 60-55 |
| Dec. 26, 1980 | GB | W | 65-59 |
| Dec. 5, 1981 | FF | W | 84-73 |
| Dec. 10, 1982 | FF | W | 104-78 |
| Dec. 29, 1982 | A | W | 56-47 |
| Dec. 10, 1983 | A | W | 52-51 |
| Dec. 8, 1984 | H | W | 83-70 |
| Nov. 21, 1987 | H | W | 82-52 |
| Dec. 2, 1991 | A | W | 80-77 |
| Dec. 8, 1992 | H | W | 82-75 (OT) |
| Dec. 8, 1993 | A | W | 68-67 |
| Dec. 21, 1994 | H | L | 67-68 |
| Feb. 3, 1997 | H | W | 102-82 |
| Jan. 19, 1998 | A | W | 75-69 |
| Dec. 12, 1998 | H | W | 79-72 |
| Nov. 19, 2004 | N | W | 81-59 |
| Dec. 18, 2005 | H | W | 101-58 |
| Nov. 16, 2006 | H | W | 90-61 |
| Dec. 3, 2007 | H | W | 88-72 |
| March 18, 2009 | H | W | 84-62 |
| Dec. 4, 2009 | A | W | 85-67 |
| Dec. 20, 2010 | H | L | 68-71 (OT) |
| Nov. 25, 2011 | H | W | 107-62 |

JACKSONVILLE CAVS (1-0)

| | | | |
|---------------|---|---|-------|
| Feb. 11, 1946 | A | W | 66-41 |
|---------------|---|---|-------|

JACKSONVILLE NAS (5-7)

| | | | |
|---------------|---|---|-------|
| Jan. 7, 1938 | H | W | 42-37 |
| Feb. 12, 1942 | A | W | 38-37 |
| Jan. 9, 1945 | H | L | 26-46 |
| Jan. 27, 1945 | H | L | 26-64 |
| Jan. 30, 1945 | H | L | 34-45 |
| Feb. 6, 1945 | A | L | 44-67 |
| Jan. 3, 1946 | A | L | 38-47 |
| Jan. 11, 1946 | H | L | 29-41 |
| Jan. 7, 1947 | A | W | 50-44 |
| Jan. 23, 1947 | H | L | 41-43 |
| Jan. 13, 1948 | H | W | 82-51 |
| Feb. 25, 1948 | A | W | 77-59 |

JAX. SEMINOLE CANOE CLUB (4-3)

| | | | |
|---------------|---|---|-------|
| 1924-25 | H | W | 27-11 |
| 1924-25 | A | L | 26-34 |
| 1924-25 | H | L | 21-34 |
| Jan. 30, 1926 | H | W | 39-16 |
| Feb. 18, 1926 | A | W | 29-28 |
| Feb. 26, 1927 | H | W | 33-21 |
| March 2, 1927 | A | L | 25-30 |

JACKSONVILLE YMCA (3-2)

| | | | |
|---------------|---|---|-------|
| Dec. 15, 1915 | A | W | 30-14 |
| Feb. 4, 1916 | A | W | 46-42 |
| 1919-20 | A | W | 31-28 |
| 1919-20 | A | L | 31-33 |
| Jan. 31, 1922 | A | L | 18-43 |

JAMES MADISON (2-1)

| | | | |
|----------------|---|---|-------|
| Dec. 9, 1989 | N | W | 85-77 |
| Dec. 5, 1990 | A | L | 66-93 |
| March 17, 1994 | N | W | 64-62 |

KANSAS (1-3)

| | | | |
|---------------|---|---|-------|
| Dec. 7, 1995 | A | L | 63-69 |
| Jan. 11, 1996 | H | L | 54-69 |
| Nov. 29, 2002 | N | W | 83-73 |
| Nov. 25, 2006 | N | L | 80-82 |

KANSAS STATE (1-0)

| | | | |
|---------------|---|---|-------|
| Dec. 18, 2010 | N | W | 57-44 |
|---------------|---|---|-------|

KENT STATE (1-0)

| | | | |
|--------------|---|---|-------|
| Dec. 9, 2010 | H | W | 65-52 |
|--------------|---|---|-------|

KENTUCKY (33-93)

| | | | |
|---------------|-----|---|-------|
| Jan. 3, 1927 | A | L | 36-44 |
| Feb. 29, 1931 | SC | L | 36-56 |
| Feb. 25, 1933 | SEC | L | 24-48 |
| Feb. 24, 1934 | SEC | W | 38-32 |
| Feb. 26, 1942 | SEC | L | 36-42 |
| March 1, 1945 | SEC | L | 35-37 |
| Feb. 28, 1946 | SEC | L | 32-69 |
| March 4, 1948 | SEC | L | 31-87 |
| March 3, 1949 | SEC | L | 36-73 |
| Dec. 14, 1950 | A | L | 37-85 |
| Jan. 12, 1952 | H | L | 52-99 |
| Feb. 8, 1954 | H | L | 55-97 |
| Feb. 3, 1955 | A | L | 63-87 |
| Feb. 6, 1956 | H | L | 70-81 |
| Feb. 2, 1957 | A | L | 61-88 |
| Jan. 31, 1958 | H | L | 56-78 |
| Jan. 31, 1959 | A | L | 51-94 |
| Jan. 29, 1960 | H | L | 62-75 |
| Feb. 4, 1961 | A | L | 68-69 |
| Feb. 2, 1962 | H | L | 69-81 |
| Feb. 2, 1963 | A | L | 71-94 |
| Feb. 1, 1964 | H | L | 72-77 |
| Jan. 23, 1965 | H | W | 84-68 |
| Jan. 30, 1965 | A | L | 6 |

SERIES SCORES

| | | | |
|----------------|-----|---|------------|
| Jan. 24, 1976 | H | L | 82-89 |
| Feb. 21, 1976 | A | L | 89-96 |
| Jan. 17, 1977 | H | L | 71-73 |
| Feb. 14, 1977 | A | L | 78-104 |
| Jan. 7, 1978 | H | L | 67-86 |
| Feb. 4, 1978 | A | L | 61-88 |
| Jan. 3, 1979 | H | W | 76-65 |
| Jan. 27, 1979 | A | L | 81-87 |
| Jan. 17, 1980 | H | L | 63-76 |
| Feb. 13, 1980 | A | L | 70-95 |
| Jan. 21, 1981 | H | L | 56-69 |
| Feb. 18, 1981 | A | L | 48-102 |
| Jan. 20, 1982 | H | L | 76-91 |
| Feb. 17, 1982 | A | L | 78-84 |
| Jan. 17, 1983 | A | L | 63-70 |
| Feb. 14, 1983 | H | L | 61-73 |
| Jan. 17, 1984 | H | W | 69-57 |
| Feb. 13, 1984 | A | L | 65-67 |
| Jan. 19, 1985 | A | W | 67-55 |
| Feb. 20, 1985 | H | L | 68-76 |
| March 7, 1985 | SEC | W | 58-55 |
| Jan. 18, 1986 | H | L | 55-72 |
| Feb. 19, 1986 | A | L | 69-80 |
| Jan. 14, 1987 | A | L | 62-67 |
| Feb. 14, 1987 | H | W | 74-56 |
| Jan. 20, 1988 | A | W | 58-56 |
| Feb. 20, 1988 | H | W | 83-76 |
| Jan. 10, 1989 | H | L | 56-69 |
| Feb. 12, 1989 | A | W | 59-53 |
| Jan. 10, 1990 | A | L | 81-89 |
| Feb. 12, 1990 | H | L | 74-78 |
| Jan. 23, 1991 | A | L | 65-81 |
| Feb. 23, 1991 | H | L | 74-90 |
| Jan. 11, 1992 | A | L | 60-81 |
| March 4, 1992 | H | W | 79-62 |
| Jan. 30, 1993 | A | L | 48-71 |
| March 7, 1993 | H | L | 77-85 |
| Jan. 18, 1994 | H | W | 59-57 |
| March 2, 1994 | A | L | 77-80 |
| March 13, 1994 | SEC | L | 60-73 |
| Jan. 10, 1995 | H | L | 67-83 |
| Feb. 18, 1995 | A | L | 77-87 |
| March 11, 1995 | SEC | L | 72-86 |
| Feb. 3, 1996 | A | L | 63-77 |
| Feb. 24, 1996 | H | L | 63-94 |
| March 8, 1996 | SEC | L | 76-100 |
| Jan. 29, 1997 | H | L | 65-92 |
| Feb. 15, 1997 | A | L | 56-85 |
| Feb. 1, 1998 | A | W | 86-78 |
| Feb. 18, 1998 | H | L | 54-79 |
| Jan. 2, 1999 | A | L | 58-93 |
| Feb. 4, 1999 | H | W | 75-68 |
| Feb. 8, 2000 | H | W | 90-73 |
| March 4, 2000 | A | L | 70-85 |
| Feb. 6, 2001 | A | L | 70-71 |
| March 4, 2001 | H | W | 94-86 |
| Jan. 29, 2002 | H | L | 68-70 |
| March 2, 2002 | A | L | 67-70 |
| Feb. 4, 2003 | A | L | 55-70 |
| March 8, 2003 | H | L | 67-69 |
| Feb. 3, 2004 | H | L | 65-68 |
| March 7, 2004 | A | L | 62-82 |
| March 14, 2004 | SEC | L | 73-89 |
| Feb. 8, 2005 | A | L | 66-69 |
| March 6, 2005 | H | W | 53-52 |
| March 13, 2005 | SEC | W | 70-53 |
| Feb. 4, 2006 | H | W | 95-80 |
| March 5, 2006 | A | W | 79-64 |
| Feb. 10, 2007 | A | W | 64-61 |
| March 4, 2007 | H | W | 85-72 |
| Jan. 19, 2007 | H | W | 81-70 (OT) |
| March 9, 2008 | A | L | 70-75 |
| Feb. 10, 2009 | A | L | 65-68 |
| March 7, 2009 | H | W | 60-53 |
| Jan. 12, 2010 | H | L | 77-89 |
| March 7, 2010 | A | L | 66-74 |
| Feb. 5, 2011 | H | W | 70-68 |
| Feb. 26, 2011 | A | L | 68-76 |
| March 13, 2011 | SEC | L | 54-70 |
| Feb. 7, 2012 | A | L | 58-78 |

| | | | |
|---------------|-----|---|-------|
| March 4, 2012 | H | L | 59-74 |
| March 10 | SEC | L | 71-74 |

KENTUCKY WESLEYAN (0-1)

| | | | |
|---------------|---|---|-------|
| Dec. 31, 1955 | A | L | 62-73 |
|---------------|---|---|-------|

KEWATIN (ST. AUGUSTINE) (0-1)

| | | | |
|--------------|---|---|-------|
| Feb. 2, 1916 | A | L | 16-22 |
|--------------|---|---|-------|

LASALLE (0-1)

| | | | |
|---------------|---|---|-------|
| Dec. 28, 1989 | N | L | 69-76 |
|---------------|---|---|-------|

LAWRENCE TECH (1-0)

| | | | |
|--------------|---|---|-------|
| Feb. 8, 1949 | H | W | 64-58 |
|--------------|---|---|-------|

LEE FIELD (0-1)

| | | | |
|--------------|---|---|-------|
| Jan. 4, 1945 | H | L | 47-57 |
|--------------|---|---|-------|

LIBERTY (1-0)

| | | | |
|--------------|---|---|-------|
| Jan. 2, 2007 | H | W | 89-58 |
|--------------|---|---|-------|

LONGWOOD (1-0)

| | | | |
|--------------|---|---|-------|
| Jan. 6, 2009 | H | W | 95-69 |
|--------------|---|---|-------|

LONG ISLAND (1-0)

| | | | |
|---------------|---|---|--------|
| Dec. 20, 1998 | H | W | 119-61 |
|---------------|---|---|--------|

LOUISIANA-LAFAYETTE (0-2)

| | | | |
|----------------|---|---|-------|
| Dec. 28, 1983 | N | L | 65-74 |
| March 14, 1985 | A | L | 64-65 |

LSU (40-60)

| | | | |
|---------------|-----|---|------------|
| March 1, 1947 | SEC | L | 45-60 |
| Jan. 5, 1948 | A | W | 38-36 |
| Dec. 11, 1948 | H | L | 50-52 |
| Dec. 17, 1949 | A | L | 49-73 |
| March 2, 1950 | SEC | L | 57-66 |
| Dec. 9, 1950 | H | L | 59-77 |
| Feb. 23, 1952 | A | L | 57-65 |
| March 1, 1952 | SEC | L | 69-77 |
| Feb. 10, 1953 | H | L | 56-68 |
| Jan. 11, 1954 | A | L | 59-91 |
| Jan. 10, 1955 | H | W | 78-73 |
| Jan. 9, 1956 | A | L | 90-91 |
| Jan. 7, 1957 | H | W | 74-50 |
| Jan. 6, 1958 | A | W | 81-57 |
| Jan. 5, 1959 | H | W | 69-63 |
| Jan. 2, 1960 | A | W | 73-63 |
| Jan. 7, 1961 | H | W | 79-75 |
| Jan. 6, 1962 | A | L | 57-74 |
| Jan. 5, 1963 | H | L | 63-72 |
| Jan. 6, 1964 | A | L | 65-87 |
| Jan. 4, 1965 | H | W | 102-62 |
| Feb. 28, 1966 | A | L | 73-86 |
| Jan. 7, 1967 | A | W | 87-70 |
| Feb. 11, 1967 | H | W | 95-71 |
| Jan. 6, 1968 | H | W | 97-90 |
| Feb. 10, 1968 | A | L | 92-93 |
| Dec. 18, 1968 | A | L | 89-93 (OT) |
| Feb. 12, 1969 | H | W | 95-79 |
| Feb. 4, 1970 | H | L | 75-97 |
| Feb. 11, 1970 | A | L | 85-94 |
| Dec. 18, 1970 | A | L | 77-87 |
| Feb. 10, 1971 | H | L | 74-86 |
| Dec. 22, 1971 | H | W | 92-81 |
| Jan. 24, 1972 | A | L | 84-73 |
| Dec. 22, 1972 | A | L | 54-67 |
| Jan. 22, 1973 | H | W | 73-70 |
| Jan. 7, 1974 | H | W | 72-68 |
| Feb. 9, 1974 | A | L | 81-102 |
| Jan. 6, 1975 | A | L | 91-92 |
| Feb. 8, 1975 | H | W | 92-76 |
| Jan. 5, 1976 | A | L | 79-85 |
| March 8, 1976 | H | W | 94-81 |
| Jan. 31, 1977 | A | W | 83-68 |
| Feb. 28, 1977 | H | L | 74-79 |
| Jan. 21, 1978 | A | W | 74-70 |
| Feb. 18, 1978 | H | W | 73-72 |

| | | | |
|----------------|-----|---|-------------|
| Jan. 13, 1979 | A | L | 72-80 |
| Feb. 10, 1979 | H | L | 82-88 |
| Dec. 1, 1979 | H | L | 58-66 |
| Jan. 26, 1980 | A | L | 81-112 |
| Feb. 28, 1980 | SEC | L | 82-95 |
| Jan. 3, 1981 | H | L | 66-92 |
| Jan. 31, 1981 | A | L | 75-92 |
| March 5, 1981 | SEC | L | 73-85 |
| Jan. 2, 1982 | A | L | 60-61 |
| Jan. 30, 1982 | H | L | 59-61 |
| Feb. 1, 1983 | A | L | 69-78 |
| Feb. 28, 1983 | H | L | 87-91 (20T) |
| Feb. 1, 1984 | H | W | 78-60 |
| Feb. 27, 1984 | A | L | 73-77 |
| Jan. 23, 1985 | A | L | 68-86 |
| Feb. 23, 1985 | H | L | 69-61 |
| Jan. 22, 1986 | H | W | 74-65 |
| Feb. 22, 1986 | A | L | 69-80 |
| March 6, 1986 | SEC | L | 66-72 |
| Dec. 16, 1986 | H | W | 96-75 |
| Jan. 21, 1987 | A | W | 75-51 |
| March 6, 1987 | SEC | L | 66-72 |
| Jan. 27, 1988 | H | W | 61-50 |
| March 6, 1988 | A | L | 69-86 |
| Dec. 10, 1988 | H | L | 101-111 |
| March 1, 1989 | A | W | 104-95 |
| Jan. 27, 1990 | A | L | 52-70 |
| Feb. 27, 1990 | H | W | 76-63 |
| Jan. 26, 1991 | A | L | 66-76 |
| Feb. 27, 1991 | H | L | 66-79 |
| Feb. 5, 1992 | H | L | 50-70 |
| Jan. 16, 1993 | A | L | 81-85 |
| Jan. 5, 1994 | H | W | 74-73 |
| Jan. 3, 1995 | A | L | 66-70 |
| Jan. 27, 1996 | H | W | 73-70 |
| Jan. 8, 1997 | A | L | 82-88 (OT) |
| Jan. 17, 1998 | H | L | 63-66 |
| Jan. 20, 1999 | A | W | 77-58 |
| March 4, 1999 | SEC | W | 97-75 |
| Jan. 12, 2000 | H | W | 82-57 |
| Feb. 13, 2001 | A | W | 81-74 (OT) |
| Jan. 16, 2002 | H | W | 102-70 |
| Jan. 28, 2003 | A | W | 70-53 |
| March 14, 2003 | SEC | L | 61-65 |
| Feb. 14, 2004 | H | L | 70-73 |
| Feb. 19, 2005 | A | L | 73-77 |
| Feb. 11, 2006 | H | W | 71-62 |
| March 11, 2006 | SEC | W | 81-65 |
| Feb. 24, 2007 | A | L | 56-66 |
| Feb. 13, 2008 | H | L | 73-85 |
| Feb. 24, 2009 | A | L | 75-81 |
| Jan. 16, 2010 | H | W | 72-58 |
| Feb. 20, 2011 | A | W | 68-61 |
| Jan. 21, 2012 | H | W | 76-64 |

LOUISIANA TECH (2-1)

| | | | |
|----------------|-----|---|-------|
| March 26, 1986 | NIT | L | 62-67 |
| Dec. 29, 1995 | N | W | 71-56 |
| Nov. 19, 2002 | H | W | 76-55 |

LOUISVILLE (1-8)

| | | | |
|----------------|---|---|--------|
| Dec. 20, 1969 | H | L | 87-94 |
| Dec. 5, 1970 | A | L | 87-105 |
| Dec. 1, 1971 | H | W | 70-69 |
| Dec. 20, 1972 | A | L | 57-69 |
| Nov. 26, 1982 | N | L | 63-80 |
| Dec. 29, 1993 | N | L | 68-83 |
| Dec. 13, 2003 | A | L | 65-73 |
| Dec. 11, 2004 | H | L | 70-74 |
| March 24, 2012 | N | L | 68-72 |

LYNCHBURG (0-1)

| | | | |
|---------|---|---|-------|
| 1922-23 | A | L | 19-34 |
|---------|---|---|-------|

MACON YMCA (0-3)

| | | | |
|---------------|---|---|-------|
| 1919-20 | A | L | 18-64 |
| Feb. 14, 1921 | A | L | 17-47 |
| 1923-24 | A | L | 15-35 |

MANHATTAN (2-1)

| | | | |
|----------------|---|---|--------|
| Dec. 26, 1963 | N | W | 100-75 |
| Dec. 2, 1977 | N | W | 93-81 |
| March 18, 2004 | N | L | 60-75 |

MARINE MARITIME ACADEMY (1-0)

| | | | |
|---------------|---|---|-------|
| Dec. 14, 1945 | H | W | 79-38 |
|---------------|---|---|-------|

MARQUETTE (1-2)

| | | | |
|----------------|---|---|-------|
| Dec. 8, 1976 | H | L | 61-64 |
| Dec. 10, 1977 | A | L | 67-81 |
| March 22, 2012 | N | W | 68-58 |

MARYLAND (2-1)

| | | | |
|---------------|----|---|------------|
| Feb. 27, 1932 | SC | W | 39-24 |
| Dec. 14, 2002 | A | W | 69-64 |
| Dec. 10, 2003 | H | L | 68-69 (OT) |

MASKED MARVELS (1-0)

| | | | |
|---------|---|---|-------|
| 1926-27 | H | W | 47-18 |
|---------|---|---|-------|

MASSACHUSETTS (1-2)

| | | | |
|---------------|----|---|-------|
| Dec. 26, 1978 | GB | W | 89-65 |
| Dec. 3, 1995 | N | L | 58-80 |
| April 1, 2008 | N | L | 66-78 |

McNEESE STATE (1-0)

| | | | |
|---------------|---|---|-------|
| Dec. 22, 1997 | H | W | 95-53 |
|---------------|---|---|-------|

MEMPHIS (1-0)

| | | | |
|---------------|---|---|-------|
| Dec. 18, 1976 | N | W | 84-83 |
|---------------|---|---|-------|

MERCER (5-7)

| | | | |
|---------------|---|---|--------|
| 1919-20 | A | L | 21-30 |
| Jan. 28, 1922 | A | L | 26-27 |
| 1923-24 | A | L | 19-31 |
| 1924-25 | A | L | 16-34 |
| Feb. 8, 1926 | A | L | 21-26 |
| Feb. 14, 1927 | A | L | 17-40 |
| Jan. 6, 1934 | H | W | 38-24 |
| Jan. 12, 1934 | A | W | 45-39 |
| Jan. 12, 1935 | A | W | 39-24 |
| Feb. 8, 1937 | A | W | 48-32 |
| Nov. 27, 1976 | H | W | 105-63 |
| Dec. 18, 1979 | H | L | 67-69 |

MIAMI (FLA.) (45-22)

| | | | |
|---------------|---|---|-------|
| Feb. 15, 1928 | H | L | 39-40 |
| Feb. 8, 1940 | H | W | 36-23 |
| Feb. 9, 1940 | H | W | 53-26 |
| Feb. 21, 1941 | A | W | 48-35 |
| Feb. 22, | | | |

SERIES SCORES

| | | | |
|----------------|---|---|-------------|
| Dec. 19, 1955 | A | W | 74-69 |
| Jan. 13, 1956 | H | W | 87-85 |
| Dec. 15, 1956 | A | W | 89-65 |
| Jan. 10, 1957 | H | W | 98-63 |
| Dec. 21, 1957 | A | W | 73-64 |
| Jan. 16, 1958 | H | W | 75-70 |
| Dec. 17, 1958 | A | L | 82-92 |
| Jan. 15, 1959 | H | W | 85-70 |
| Dec. 19, 1959 | A | L | 77-79 |
| Jan. 14, 1960 | H | L | 65-70 (OT) |
| Dec. 17, 1960 | A | L | 74-93 |
| Jan. 11, 1961 | H | W | 81-73 |
| Dec. 16, 1961 | H | W | 74-62 |
| Jan. 11, 1962 | A | L | 61-66 |
| Nov. 30, 1962 | A | L | 87-91 (2OT) |
| Jan. 10, 1963 | H | L | 77-86 |
| Dec. 7, 1963 | A | L | 79-95 |
| Jan. 9, 1964 | H | W | 114-91 |
| Dec. 19, 1964 | A | L | 58-67 |
| Jan. 21, 1965 | H | W | 86-69 |
| Dec. 4, 1965 | A | W | 77-66 |
| Jan. 12, 1966 | H | W | 111-76 |
| Dec. 3, 1966 | A | W | 113-88 |
| Feb. 8, 1967 | H | W | 73-57 |
| Dec. 7, 1968 | A | W | 111-62 |
| Dec. 17, 1965 | A | W | 81-64 |
| Jan. 27, 1986 | H | W | 75-53 |
| Feb. 21, 1987 | H | W | 99-60 |
| Feb. 15, 1988 | A | W | 83-73 |
| Dec. 19, 1988 | H | W | 101-81 |
| Feb. 19, 1990 | A | L | 59-62 |
| Dec. 30, 1990 | H | W | 62-60 |
| Dec. 21, 2002 | N | W | 94-93 (2OT) |
| Dec. 4, 2004 | H | L | 65-72 |
| Dec. 22, 2005 | A | W | 77-67 |
| March 20, 2009 | H | W | 74-60 |

MIAMI (OHIO) (0-1)

| | | | |
|---------------|---|---|-------|
| Dec. 27, 1972 | N | L | 72-88 |
|---------------|---|---|-------|

MIAMI YMCA (0-1)

| | | | |
|---------|---|---|------|
| 1923-24 | H | L | 7-16 |
|---------|---|---|------|

MICHIGAN (1-0)

| | | | |
|----------------|---|----|--------|
| March 19, 1988 | N | L* | 85-108 |
|----------------|---|----|--------|

| | | | |
|---------------|---|---|-------|
| Dec. 27, 1998 | N | W | 79-63 |
|---------------|---|---|-------|

*Vacated by NCAA

MICHIGAN STATE (3-3)

| | | | |
|---------------|---|---|-------|
| Dec. 30, 1987 | N | W | 83-59 |
|---------------|---|---|-------|

| | | | |
|---------------|---|---|-------|
| April 3, 2000 | N | L | 76-89 |
|---------------|---|---|-------|

| | | | |
|--------------|---|---|-------|
| Dec. 6, 2000 | A | L | 83-99 |
|--------------|---|---|-------|

| | | | |
|--------------|---|---|-------|
| Dec. 5, 2001 | H | W | 74-70 |
|--------------|---|---|-------|

| | | | |
|----------------|---|---|-------|
| March 23, 2003 | N | L | 46-68 |
|----------------|---|---|-------|

| | | | |
|---------------|---|---|-------|
| Nov. 27, 2009 | N | W | 77-74 |
|---------------|---|---|-------|

MINNESOTA (0-1)

| | | | |
|----------------|---|---|-------|
| March 17, 1993 | A | L | 66-74 |
|----------------|---|---|-------|

MISSISSIPPI (60-42)

| | | | |
|---------------|---|---|-------|
| Dec. 18, 1940 | A | W | 35-26 |
|---------------|---|---|-------|

| | | | |
|---------------|---|---|-------|
| Feb. 14, 1942 | H | W | 46-35 |
|---------------|---|---|-------|

| | | | |
|---------------|---|---|-------|
| Dec. 16, 1942 | A | L | 32-35 |
|---------------|---|---|-------|

| | | | |
|---------------|---|---|-------|
| Dec. 17, 1942 | A | L | 44-51 |
|---------------|---|---|-------|

| | | | |
|---------------|---|---|-------|
| Feb. 19, 1949 | A | W | 63-61 |
|---------------|---|---|-------|

| | | | |
|--------------|---|---|-------|
| Jan. 9, 1950 | H | L | 46-54 |
|--------------|---|---|-------|

| | | | |
|--------------|---|---|-------|
| Jan. 8, 1951 | H | W | 69-58 |
|--------------|---|---|-------|

| | | | |
|--------------|---|---|-------|
| Feb. 2, 1952 | A | L | 45-56 |
|--------------|---|---|-------|

| | | | |
|---------------|---|---|-------|
| Feb. 28, 1953 | H | L | 61-64 |
|---------------|---|---|-------|

| | | | |
|---------------|---|---|-------|
| Feb. 22, 1954 | A | L | 66-86 |
|---------------|---|---|-------|

| | | | |
|---------------|---|---|-------|
| Feb. 21, 1955 | H | W | 78-72 |
|---------------|---|---|-------|

| | | | |
|---------------|---|---|-------|
| Feb. 20, 1956 | A | L | 79-90 |
|---------------|---|---|-------|

| | | | |
|---------------|---|---|-------|
| Feb. 18, 1957 | H | W | 92-81 |
|---------------|---|---|-------|

| | | | |
|---------------|---|---|-------|
| Feb. 17, 1958 | A | L | 65-57 |
|---------------|---|---|-------|

| | | | |
|---------------|----|---|-------|
| Dec. 29, 1958 | GB | L | 47-71 |
|---------------|----|---|-------|

| | | | |
|---------------|---|---|--------|
| Feb. 16, 1959 | H | W | 102-97 |
|---------------|---|---|--------|

| | | | |
|---------------|---|---|-------|
| Feb. 13, 1960 | A | L | 81-90 |
|---------------|---|---|-------|

| | | | |
|---------------|---|---|------------|
| Feb. 20, 1961 | H | W | 81-77 (OT) |
|---------------|---|---|------------|

| | | | |
|---------------|---|---|-------|
| Feb. 19, 1962 | A | W | 62-61 |
|---------------|---|---|-------|

| | | | |
|---------------|---|---|-------|
| Feb. 18, 1963 | H | L | 63-72 |
|---------------|---|---|-------|

| | | | |
|---------------|---|---|-------|
| Feb. 17, 1964 | A | L | 91-98 |
|---------------|---|---|-------|

| | | | |
|---------------|---|---|-------|
| Jan. 16, 1965 | A | W | 60-39 |
|---------------|---|---|-------|

| | | | |
|---------------|---|---|-------|
| Feb. 15, 1965 | H | W | 85-53 |
|---------------|---|---|-------|

| | | | |
|---------------|---|---|-------|
| Jan. 15, 1966 | H | W | 79-49 |
|---------------|---|---|-------|

| | | | |
|---------------|---|---|-------|
| Jan. 29, 1966 | A | W | 96-61 |
|---------------|---|---|-------|

| | | | |
|---------------|---|---|-------|
| Dec. 31, 1966 | H | W | 79-63 |
|---------------|---|---|-------|

| | | | |
|--------------|---|---|-------|
| Jan. 9, 1967 | A | W | 78-63 |
|--------------|---|---|-------|

| | | | |
|--------------|---|---|-------|
| Jan. 3, 1968 | A | W | 70-68 |
|--------------|---|---|-------|

| | | | |
|--------------|---|---|-------|
| Jan. 8, 1968 | H | W | 94-75 |
|--------------|---|---|-------|

| | | | |
|---------------|---|---|-------|
| Jan. 27, 1969 | H | W | 88-66 |
|---------------|---|---|-------|

| | | | |
|---------------|---|---|-------|
| Feb. 24, 1969 | A | L | 77-79 |
|---------------|---|---|-------|

| | | | |
|---------------|---|---|-------|
| Jan. 26, 1970 | A | L | 77-79 |
|---------------|---|---|-------|

| | | | |
|---------------|---|---|-------|
| Feb. 23, 1970 | H | W | 63-62 |
|---------------|---|---|-------|

| | | | |
|---------------|---|---|--------|
| Jan. 25, 1971 | H | W | 106-85 |
|---------------|---|---|--------|

| | | | |
|---------------|---|---|-------|
| Feb. 22, 1971 | A | W | 85-68 |
|---------------|---|---|-------|

| | | | |
|---------------|---|---|-------|
| Jan. 31, 1972 | A | L | 72-86 |
|---------------|---|---|-------|

| | | | |
|---------------|---|---|-------|
| Feb. 28, 1972 | H | L | 74-87 |
|---------------|---|---|-------|

| | | | |
|---------------|---|---|-------|
| Jan. 29, 1973 | H | W | 65-59 |
|---------------|---|---|-------|

| | | | |
|---------------|---|---|-------|
| Feb. 26, 1973 | A | L | 80-97 |
|---------------|---|---|-------|

| | | | |
|---------------|---|---|-------|
| Jan. 21, 1974 | A | L | 73-83 |
|---------------|---|---|-------|

| | | | |
|---------------|---|---|-------|
| Feb. 23, 1974 | H | W | 77-61 |
|---------------|---|---|-------|

| | | | |
|---------------|---|---|-------|
| Jan. 20, 1975 | H | W | 85-80 |
|---------------|---|---|-------|

| | | | |
|---------------|---|---|--------|
| Feb. 22, 1975 | A | L | 92-101 |
|---------------|---|---|--------|

| | | | |
|--------------|---|---|-------|
| Jan. 3, 1976 | A | W | 70-58 |
|--------------|---|---|-------|

| | | | |
|---------------|---|---|-------|
| March 6, 1976 | H | L | 83-94 |
|---------------|---|---|-------|

| | | | |
|---------------|---|---|-------|
| Jan. 29, 1977 | A | L | 83-90 |
|---------------|---|---|-------|

| | | | |
|---------------|---|---|-------|
| Feb. 26, 1977 | H | W | 84-78 |
|---------------|---|---|-------|

| | | | |
|---------------|---|---|-------|
| Jan. 23, 1978 | A | W | 61-56 |
|---------------|---|---|-------|

| | | | |
|---------------|---|---|-------|
| Feb. 20, 1978 | H | W | 80-63 |
|---------------|---|---|-------|

| | | | |
|---------------|---|---|-------|
| Jan. 15, 1979 | A | L | 45-58 |
|---------------|---|---|-------|

| | | | |
|---------------|---|---|-------|
| Feb. 12, 1979 | H | L | 65-67 |
|---------------|---|---|-------|

| | | | |
|---------------|---|---|-------|
| Jan. 12, 1980 | H | L | 54-57 |
|---------------|---|---|-------|

| | | | |
|--------------|---|---|-------|
| Feb. 9, 1980 | A | L | 65-85 |
|--------------|---|---|-------|

| | | | |
|---------------|---|---|-------|
| Jan. 17, 1981 | H | W | 74-71 |
|---------------|---|---|-------|

| | | | |
|---------------|---|---|-------|
| Feb. 14, 1981 | A | L | 52-66 |
|---------------|---|---|-------|

| | | | |
|---------------|---|---|-------|
| Jan. 16, 1982 | A | L | 67-69 |
|---------------|---|---|-------|

| | | | |
|---------------|---|---|------------|
| Feb. 13, 1982 | H | L | 57-58 (OT) |
|---------------|---|---|------------|

| | | | |
|---------------|---|---|-------|
| Jan. 29, 1983 | A | L | 61-67 |
|---------------|---|---|-------|

| | | | |
|---------------|---|---|-------|
| Feb. 26, 1983 | H | W | 75-64 |
|---------------|---|---|-------|

| | | | |
|---------------|---|---|-------|
| Jan. 29, 1984 | H | W | 78-48 |
|---------------|---|---|-------|

| | | | |
|---------------|---|---|-------|
| Feb. 24, 1984 | A | W | 59-53 |
|---------------|---|---|-------|

| | | | |
|---------------|---|---|-------|
| Jan. 12, 1985 | H | W | 82-64 |
|---------------|---|---|-------|

| | | | |
|---------------|---|---|-------|
| March 2, 1985 | A | L | 54-56 |
|---------------|---|---|-------|

| | | | |
|---------------|---|---|-------|
| Jan. 11, 1986 | A | L | 67-79 |
|---------------|---|---|-------|

| | | | |
|---------------|---|---|-------|
| Feb. 12, 1986 | H | W | 66-57 |
|---------------|---|---|-------|

| | | | |
|---------------|---|---|-------|
| Jan. 10, 1987 | A | W | 80-72 |
|---------------|---|---|-------|

| | | | |
|---------------|---|---|-------|
| Feb. 11, 1987 | H | W | 85-62 |
|---------------|---|---|-------|

| | | | |
|---------------|---|---|-------|
| Jan. 16, 1988 | H | W | 77-72 |
|---------------|---|---|-------|

| | | | |
|---------------|---|---|-------|
| Feb. 17, 1988 | A | L | 75-82 |
|---------------|---|---|-------|

| | | | |
|--------------|---|---|-------|
| Jan. 5, 1989 | A | L | 71-80 |
|--------------|---|---|-------|

| | | | |
|--------------|---|---|-------|
| Feb. 5, 1989 | H | W | 78-67 |
|--------------|---|---|-------|

| | | | |
|--------------|---|---|-------|
| Jan. 2, 1990 | A | L | 60-75 |
|--------------|---|---|-------|

| | | | |
|--------------|---|---|-------|
| Feb. 3, 1990 | H | L | 63-83 |
|--------------|---|---|-------|

| | | | |
|--------------|---|---|-------|
| Jan. 2, 1991 | H | W | 65-49 |
|--------------|---|---|-------|

| | | | |
|--------------|---|---|-------------|
| Feb. 2, 1991 | A | W | 91-81 (2OT) |
|--------------|---|---|-------------|

| | | | |
|---------------|---|---|------------|
| Feb. 12, 1992 | A | W | 86-84 (OT) |
|---------------|---|---|------------|

| | | | |
|---------------|---|---|-------|
| Feb. 17, 1993 | H | W | 94-47 |
|---------------|---|---|-------|

| | | | |
|----------------|-----|---|-------|
| March 11, 1993 | SEC | L | 62-67 |
|----------------|-----|---|-------|

| | | | |
|-------------|---|---|-------|
| Feb 9, 1994 | A | W | 74-55 |
|-------------|---|---|-------|

| | | | |
|---------------|---|---|-------|
| Jan. 28, 1995 | H | W | 72-57 |
|---------------|---|---|-------|

| | | | |
|---------------|-----|---|-------|
| March 9, 1995 | SEC | W | 63-59 |
|---------------|-----|---|-------|

| | | | |
|---------------|---|---|-------|
| Jan. 20, 1996 | A | W | 59-55 |
|---------------|---|---|-------|

| | | | |
|---------------|-----|---|-------|
| March 7, 1996 | SEC | W | 75-62 |
|---------------|-----|---|-------|

| | | | |
|---------------|---|---|-------|
| Feb. 23, 1997 | H | L | 65-67 |
|---------------|---|---|-------|

| | | | |
|--------------|---|---|-------|
| Jan. 7, 1998 | A | L | 79-90 |
|--------------|---|---|-------|

| | | | |
|--------------|---|---|-------|
| Feb. 6, 1999 | H | L | 68-79 |
|--------------|---|---|-------|

| | | | |
|--------------|---|---|-------|
| Jan. 8, 2000 | A | W | 75-71 |
|--------------|---|---|-------|

| | | | |
|---------------|-----|---|-------|
| March 9, 2000 | SEC | W | 89-67 |
|---------------|-----|---|-------|

| | | | |
|---------------|---|---|-------|
| Feb. 21, 2001 | H | W | 75-55 |
|---------------|---|---|-------|

| | | | |
|----------------|-----|---|-------|
| March 10, 2001 | SEC | L | 69-74 |
|----------------|-----|---|-------|

| | | | |
|---------------|---|---|-------|
| Feb. 16, 2002 | A | L | 51-68 |
|---------------|---|---|-------|

| | | | |
|---------------|---|---|-------|
| Feb. 12, 2003 | H | W | 74-55 |
|---------------|---|---|-------|

| | | | |
|---------------|---|---|-------|
| Feb. 21, 2004 | A | W | 81-66 |
|---------------|---|---|-------|

| | | | |
|---------------|---|---|-------|
| Feb. 16, 2005 | H | W | 90-53 |
|---------------|---|---|-------|

| | | | |
|---------------|---|---|-------|
| Jan. 31, 2006 | A | W | 69-58 |
|---------------|---|---|-------|

| | | | |
|---------------|---|---|-------|
| Jan. 20, 2007 | H | W | 79-70 |
|---------------|---|---|-------|

| | | | |
|----------------|-----|---|-------|
| March 10, 2007 | SEC | W | 80-59 |
|----------------|-----|---|-------|

| | | | |
|---------------|---|---|-------|
| Jan. 16, 2008 | A | L | 87-89 |
|---------------|---|---|-------|

| | | | |
|---------------|---|---|-------|
| Jan. 10, 2009 | H | W | 78-68 |
|---------------|---|---|-------|

| | | | |
|---------------|---|---|-------|
| Feb. 20, 2010 | A | W | 64-61 |
|---------------|---|---|-------|

| | | | |
|--------------|---|---|-------|
| Jan. 8, 2011 | H | W | 77-71 |
|--------------|---|---|-------|

| | | | |
|---------------|---|---|-------|
| Jan. 26, 2012 | A | W | 64-60 |
|---------------|---|---|-------|

MISSISSIPPI STATE (58-49)

| | | | |
|---------------|---|---|-------|
| Jan. 10, 1936 | A | L | 32-51 |
|---------------|---|---|-------|

| | | | |
|---------------|---|---|-------|
| Jan. 11, 1936 | A | L | 22-36 |
|---------------|---|---|-------|

| | | | |
|--------------|---|---|-------|
| Jan. 8, 1937 | H | L | 25-27 |
|--------------|---|---|-------|

SERIES SCORES

NICHOLLS STATE (1-0)

| | | | |
|---------------|---|---|-------|
| Nov. 15, 1997 | H | W | 66-63 |
|---------------|---|---|-------|

NORFOLK STATE (1-0)

| | | | |
|----------------|---|---|-------|
| March 18, 2012 | N | W | 84-50 |
|----------------|---|---|-------|

NORTH CAROLINA (2-3)

| | | | |
|---------------|---|---|-------|
| 1922-23 | A | L | 14-59 |
| Feb. 13, 1926 | A | L | 6-42 |
| Dec. 21, 1964 | H | W | 73-54 |
| Dec. 18, 1965 | A | L | 59-66 |
| April 1, 2000 | N | W | 71-59 |

NORTH CAROLINA A&T (1-0)

| | | | |
|---------------|---|---|--------|
| Nov. 18, 2010 | H | W | 105-55 |
|---------------|---|---|--------|

NORTH CAROLINA CENTRAL (1-0)

| | | | |
|---------------|---|---|--------|
| Nov. 14, 2007 | H | W | 105-51 |
|---------------|---|---|--------|

NORTH CAROLINA STATE (3-6)

| | | | |
|----------------|---|----|------------|
| Feb. 6, 1921 | A | W | 39-18 |
| 1922-23 | A | L | 18-30 |
| 1923-24 | A | L | 24-41 |
| Feb. 1, 1929 | H | L | 19-44 |
| Feb. 2, 1929 | H | L | 20-39 |
| Dec. 16, 1938 | H | L | 21-54 |
| Dec. 17, 1938 | H | L | 30-33 |
| March 13, 1987 | N | W* | 82-70 |
| Jan. 3, 2009 | H | W | 68-66 |
| Jan. 3, 2010 | A | W | 62-61 (OT) |

*Vacated by NCAA

NORTH DAKOTA STATE (1-0)

| | | | |
|--------------|---|---|-------|
| Nov. 9, 2007 | H | W | 75-65 |
|--------------|---|---|-------|

NORTH FLORIDA (3-0)

| | | | |
|---------------|---|---|--------|
| Nov. 14, 2006 | H | W | 86-40 |
| Nov. 20, 2007 | H | W | 102-51 |
| Nov. 17, 2011 | H | W | 91-55 |

UNC WILMINGTON (3-0)

| | | | |
|---------------|---|---|-------|
| Dec. 2, 1978 | A | W | 66-51 |
| Dec. 23, 1999 | H | W | 80-53 |
| Nov. 12, 2010 | H | W | 77-60 |

NORTHEASTERN (1-0)

| | | | |
|---------------|---|---|--------|
| Dec. 22, 2003 | H | W | 101-84 |
|---------------|---|---|--------|

NW MISSOURI STATE (1-0)

| | | | |
|--------------|---|---|--------|
| Dec. 9, 1974 | H | W | 114-51 |
|--------------|---|---|--------|

NORTHWESTERN (1-2)

| | | | |
|---------------|---|---|-------|
| Dec. 26, 1968 | N | L | 72-76 |
| Dec. 6, 1969 | A | L | 79-83 |
| Dec. 21, 1970 | H | W | 88-73 |

O.C.S. (1-0)

| | | | |
|--------------|---|---|-------|
| Jan. 8, 1943 | H | W | 63-12 |
|--------------|---|---|-------|

OGLETHORPE (1-1)

| | | | |
|---------------|---|---|-------|
| Feb. 15, 1927 | A | L | 28-41 |
| Feb. 20, 1935 | H | W | 50-40 |

OHIO UNIVERSITY (2-1)

| | | | |
|----------------|---|---|-------|
| 1926-27 | A | L | 29-38 |
| Nov. 30, 1978 | H | W | 96-61 |
| March 18, 2005 | N | W | 67-62 |

OHIO STATE (4-8)

| | | | |
|---------------|---|---|--------|
| Dec. 22, 1981 | A | L | 58-61 |
| Dec. 3, 1982 | H | L | 74-80 |
| Dec. 3, 1985 | A | L | 73-80 |
| Dec. 20, 1986 | N | W | 82-72 |
| Dec. 30, 1986 | N | L | 84-88 |
| Dec. 16, 1987 | H | W | 102-69 |
| Dec. 27, 1988 | N | L | 68-93 |

| | | | |
|---------------|---|---|-------|
| Dec. 23, 2006 | H | W | 86-60 |
| April 2, 2007 | N | W | 84-75 |
| Dec. 22, 2007 | A | L | 49-62 |
| Nov. 16, 2010 | H | L | 75-93 |
| Nov. 15, 2011 | A | L | 74-81 |

OKLAHOMA (1-0)

| | | | |
|---------------|---|---|------------|
| Dec. 30, 1995 | N | W | 76-72 (OT) |
|---------------|---|---|------------|

OKLAHOMA STATE (2-0)

| | | | |
|----------------|---|---|-------|
| Dec. 28, 1993 | N | W | 74-69 |
| March 26, 2000 | N | W | 77-65 |

OLSON SWEDES (0-1)

| | | | |
|--------------|---|---|-------|
| Jan. 3, 1928 | H | L | 28-53 |
|--------------|---|---|-------|

OREGON (1-0)

| | | | |
|----------------|---|---|-------|
| March 25, 2007 | N | W | 85-77 |
|----------------|---|---|-------|

ORLANDO AFB (2-0)

| | | | |
|---------------|---|---|-------|
| Jan. 24, 1946 | A | W | 59-34 |
| Jan. 26, 1946 | A | W | 60-35 |

PARIS ISLAND MARINES (1-0)

| | | | |
|--------------|---|---|-------|
| Feb. 9, 1927 | H | W | 41-28 |
|--------------|---|---|-------|

PENNSYLVANIA (2-2)

| | | | |
|----------------|---|---|--------|
| Dec. 28, 1974 | N | L | 88-100 |
| March 19, 1994 | N | W | 70-58 |
| Dec. 28, 1996 | N | L | 63-71 |
| March 11, 1999 | N | W | 75-61 |

PENN STATE (1-2)

| | | | |
|----------------|---|---|-------|
| Dec. 30, 1965 | N | L | 52-54 |
| Dec. 28, 1982 | N | W | 82-60 |
| March 24, 2009 | H | L | 62-71 |

PINELLAS AAF (0-1)

| | | | |
|---------------|---|---|-------|
| Dec. 15, 1944 | H | L | 34-40 |
|---------------|---|---|-------|

PITTSBURGH (2-4)

| | | | |
|----------------|---|---|-------|
| Dec. 28, 1948 | A | L | 40-50 |
| Dec. 29, 1948 | A | L | 39-45 |
| Dec. 28, 1955 | N | W | 98-72 |
| Jan. 2, 1988 | A | L | 68-80 |
| Dec. 22, 1988 | H | L | 87-90 |
| March 23, 1992 | A | W | 77-74 |

PRAIRIE VIEW (1-0)

| | | | |
|---------------|---|---|-------|
| Nov. 21, 2006 | H | W | 94-33 |
|---------------|---|---|-------|

PRESBYTERIAN (1-0)

| | | | |
|---------------|---|---|-------|
| Dec. 30, 2009 | H | W | 79-38 |
|---------------|---|---|-------|

PROVIDENCE (4-0)

| | | | |
|---------------|---|---|-------|
| Dec. 16, 1978 | A | W | 79-61 |
| Nov. 27, 2004 | N | W | 84-66 |
| Dec. 6, 2005 | A | W | 87-77 |
| Dec. 6, 2006 | H | W | 85-67 |

PUERTO RICO (1-0)

| | | | |
|---------------|---|---|-------|
| Nov. 30, 1996 | A | W | 93-63 |
|---------------|---|---|-------|

PURDUE (2-3)

| | | | |
|----------------|---|----|-------|
| Dec. 27, 1980 | N | L | 87-95 |
| March 15, 1987 | N | W* | 85-66 |
| March 25, 1992 | N | W | 74-67 |
| Dec. 28, 1992 | N | L | 63-67 |
| Nov. 23, 1999 | N | L | 68-79 |
| March 18, 2007 | N | W | 74-67 |

*Vacated by NCAA

RADFORD (1-0)

| | | | |
|---------------|---|---|-------|
| Dec. 22, 2010 | H | W | 66-55 |
|---------------|---|---|-------|

RALPH'S DRY CLEANERS (2-0)

| | | | |
|---------------|---|---|-------|
| Dec. 11, 1926 | A | W | 42-10 |
| Dec. 16, 1926 | H | W | 37-17 |

RHODE ISLAND (1-0)

| | | | |
|--------------|---|---|-------|
| Jan. 3, 2011 | H | W | 84-59 |
|--------------|---|---|-------|

RICE (2-1)

| | | | |
|---------------|---|---|-------|
| Dec. 5, 1960 | A | L | 63-68 |
| Dec. 4, 1961 | H | W | 70-67 |
| Dec. 27, 1962 | N | W | 66-57 |

RICHMOND (1-2)

| | | | |
|----------------|---|---|-------|
| 1922-23 | A | L | 25-27 |
| March 19, 1992 | H | W | 66-52 |
| Dec. 19, 2009 | N | L | 53-56 |

RIDER (1-0)

| | | | |
|--------------|---|---|-------|
| Dec. 9, 2011 | N | W | 90-69 |
|--------------|---|---|-------|

ROBERT MORRIS (1-0)

| | | | |
|---------------|---|---|--------|
| Dec. 30, 1996 | N | W | 106-69 |
|---------------|---|---|--------|

ROLLINS (17-0)

| | | | |
|---------------|---|---|-------|
| Jan. 21, 1922 | H | W | 43-17 |
| Feb. 11, 1922 | A | W | 48-29 |
| 1922-23 | H | W | 42-21 |
| Jan. 15, 1926 | A | W | 48-13 |
| Feb. 1, 1926 | H | W | 38-14 |
| Jan. 21, 1928 | H | W | 48-16 |
| Feb. 1, 1926 | A | W | 30-23 |
| Jan. 22, 1929 | H | W | 41-17 |
| Jan. 17, 1930 | A | W | 50-24 |
| Feb. 8, 1930 | H | W | 44-27 |
| Feb. 23, 1931 | H | W | 44-21 |
| Feb. 3, 1932 | A | W | 34-10 |
| Feb. 24, 1941 | A | W | 65-35 |
| Dec. 8, 1954 | H | W | 86-65 |
| Dec. 8, 1955 | H | W | 99-60 |
| Dec. 16, 1957 | H | W | 87-63 |
| Dec. 10, 1958 | H | W | 84-54 |

ROOSEVELT (1-0)

| | | | |
|---------------|---|---|--------|
| Dec. 30, 1975 | H | W | 121-54 |
|---------------|---|---|--------|

RUTGERS (4-2)

| | | | |
|---------------|---|---|-------------|
| Dec. 26, 1972 | N | L | 79-81 (OT) |
| Dec. 22, 1999 | N | W | 85-65 |
| Dec. 9, 2000 | H | W | 79-65 |
| Nov. 17, 2007 | H | W | 88-63 |
| Nov. 28, 2009 | N | W | 73-58 |
| Dec. 29, 2011 | A | L | 83-85 (20T) |

ST. AUGUSTINE YMCA (1-0)

| | | | |
|--------------|---|---|-------|
| Feb. 3, 1916 | A | W | 46-32 |
|--------------|---|---|-------|

ST. BONAVENTURE (1-0)

| | | | |
|---------------|---|---|-------|
| Dec. 27, 1977 | N | W | 88-75 |
|---------------|---|---|-------|

ST. FRANCIS (PA.) (1-0)

| | | | |
|---------------|---|---|-------|
| Dec. 30, 1994 | H | W | 87-72 |
|---------------|---|---|-------|

ST. JOHN'S (0-0)

| | | | |
|----------------|---|----|-------|
| March 17, 1988 | N | W* | 62-59 |
|----------------|---|----|-------|

*Vacated by NCAA

ST. JOSEPH'S (1-1)

| | | | |
|---------------|---|---|-------|
| Dec. 19, 1956 | N | W | 86-72 |
| Dec. 27, 1967 | N | L | 69-89 |

ST. LEO (2-0)

| | | | |
|--------------|---|---|-------|
| Feb. 9, 1983 | H | W | 85-49 |
| Feb. 8, 1984 | H | W | 95-61 |

ST. PETER'S (1-0)

| | | | |
|--------------|---|---|-------|
| Nov. 9, 2005 | H | W | 80-51 |
|--------------|---|---|-------|

SAMFORD (2-0)

| | | | |
|---------------|---|---|-------|
| Dec. 1, 1970 | H | W | 79-74 |
| Nov. 10, 2006 | H | W | 79-54 |

SAM HOUSTON STATE (2-0)

| | | | |
|----------------|---|---|-------|
| March 21, 2003 | N | W | 85-55 |
| Dec. 29, 2004 | H | W | 83-51 |

SAN DIEGO STATE (1-1)

| | | | |
|----------------|---|---|-------|
| Dec. 21, 1985 | N | L | 62-63 |
| March 19, 2008 | H | W | 73-49 |

SAN JOSE STATE (0-1)

| | | | |
|---------------|---|---|-------|
| Dec. 30, 1974 | N | L | 80-83 |
|---------------|---|---|-------|

SAVANNAH STATE (1-0)

| | | | |
|---------------|---|---|--------|
| Jan. 18, 2006 | H | W | 113-67 |
|---------------|---|---|--------|

SAVANNAH YMCA (2-2)

| | | | |
|---------------|---|---|-------|
| 1919-20 | A | L | 24-28 |
| Feb. 5, 1921 | A | W | 38-20 |
| Jan. 29, 1922 | A | L | 22-26 |
| Feb. 17, 1922 | H | W | 41-18 |

SCRANTON (0-1)

| | | | |
|---------------|---|---|-------|
| Dec. 29, 1939 | A | L | 33-39 |
|---------------|---|---|-------|

SEARS (1-0)

| | | | |
|--------------|---|---|-------|
| Jan. 6, 1932 | H | W | 55-20 |
|--------------|---|---|-------|

SETON HALL (1-1)

| | | | |
|---------------|---|---|-------|
| Dec. 28, 1939 | A | L | 40-43 |
| Nov. 28, 1987 | N | W | 70-68 |

SEWANEE (3-1)

| | | | |
|---------------|---|---|-------|
| Feb. 15, 1938 | A | L | 31-33 |
| Feb. 6, 1939 | H | W | 3 |

SERIES SCORES

| | | | |
|----------------|-----|---|-------|
| Jan. 15, 1997 | H | L | 79-80 |
| Feb. 8, 1997 | A | L | 68-76 |
| Jan. 28, 1998 | A | L | 72-74 |
| Feb. 21, 1998 | H | L | 74-79 |
| March 6, 1998 | SEC | L | 60-71 |
| Jan. 13, 1999 | A | W | 68-51 |
| Feb. 24, 1999 | H | W | 89-61 |
| Feb. 2, 2000 | A | W | 86-82 |
| March 1, 2000 | H | W | 87-67 |
| Jan. 7, 2001 | A | L | 68-69 |
| Jan. 27, 2001 | H | W | 69-57 |
| Jan. 5, 2002 | H | W | 69-60 |
| Feb. 5, 2002 | A | W | 72-63 |
| Jan. 18, 2003 | A | W | 77-75 |
| Feb. 25, 2003 | H | W | 93-63 |
| Jan. 7, 2004 | A | W | 65-62 |
| Feb. 25, 2004 | H | W | 69-58 |
| Jan. 29, 2005 | H | W | 80-72 |
| Feb. 27, 2005 | A | W | 66-65 |
| Jan. 25, 2006 | A | L | 62-68 |
| Feb. 8, 2006 | H | L | 67-61 |
| March 12, 2006 | N | W | 49-47 |
| Jan. 13, 2007 | A | W | 84-50 |
| Feb. 21, 2007 | H | W | 63-49 |
| Jan. 23, 2008 | A | W | 73-71 |
| Feb. 20, 2008 | H | W | 85-82 |
| Jan. 21, 2009 | A | L | 69-70 |
| Feb. 3, 2009 | H | W | 97-93 |
| Jan. 23, 2010 | H | W | 58-56 |
| Feb. 10, 2010 | A | L | 71-77 |
| Jan. 15, 2011 | H | L | 69-72 |
| Feb. 9, 2011 | A | W | 79-60 |
| Jan. 14, 2012 | A | W | 79-65 |
| Feb. 2, 2012 | H | W | 74-66 |

SOUTH FLORIDA (18-5)

| | | | |
|---------------|----|---|------------|
| Dec. 4, 1971 | N | W | 116-87 |
| Dec. 14, 1971 | N | W | 98-77 |
| Dec. 1, 1973 | H | W | 81-69 |
| Dec. 17, 1976 | ST | W | 70-53 |
| Dec. 4, 1981 | FF | L | 56-58 |
| Dec. 11, 1982 | H | L | 73-77 |
| Jan. 11, 1983 | A | W | 92-79 (OT) |
| Nov. 30, 1983 | H | W | 79-77 |
| Dec. 4, 1984 | A | W | 82-68 |
| Dec. 7, 1985 | H | W | 69-55 |
| Dec. 13, 1986 | A | W | 68-52 |
| Dec. 21, 1987 | H | W | 83-69 |
| Jan. 9, 1989 | A | W | 87-82 (OT) |
| Dec. 23, 1989 | H | W | 91-54 |
| Nov. 24, 1990 | A | L | 61-70 |
| Dec. 15, 1991 | H | L | 71-73 |
| Dec. 4, 1992 | A | W | 80-78 |
| Dec. 6, 1993 | H | W | 66-55 |
| Jan. 11, 1994 | A | W | 69-64 |
| Nov. 28, 1995 | A | L | 58-73 |
| Dec. 10, 1996 | H | W | 85-53 |
| Dec. 8, 2001 | A | W | 92-73 |
| Dec. 8, 2002 | H | W | 68-52 |

SO. JACKSONVILLE GREENBACKS (2-2)

| | | | |
|---------------|---|---|-------|
| 1923-24 | H | W | 30-29 |
| 1923-24 | A | L | 31-34 |
| Jan. 9, 1926 | A | L | 25-30 |
| Jan. 23, 1926 | H | W | 46-22 |

SOUTHERN (1-0)

| | | | |
|---------------|---|---|-------|
| Nov. 28, 2006 | H | W | 83-27 |
|---------------|---|---|-------|

SOUTHERN METHODIST (1-2)

| | | | |
|--------------|---|---|--------|
| Dec. 6, 1960 | A | L | 64-74 |
| Dec. 4, 1986 | N | W | 110-70 |
| Dec. 3, 1987 | A | L | 76-82 |

SOUTHERN MISSISSIPPI (1-0)

| | | | |
|----------------|---|---|-------|
| March 13, 1986 | H | W | 81-71 |
|----------------|---|---|-------|

SOUTHERN UTAH (1-0)

| | | | |
|---------------|---|---|-------|
| Nov. 20, 2008 | H | W | 64-50 |
|---------------|---|---|-------|

SW MISSOURI STATE (1-0)

| | | | |
|----------------|---|---|-------|
| March 20, 1986 | H | W | 54-53 |
|----------------|---|---|-------|

SPRING HILL (1-1)

| | | | |
|---------------|---|---|-------|
| Dec. 9, 1946 | H | W | 49-36 |
| Dec. 29, 1954 | N | L | 60-66 |

STANFORD (0-4)

| | | | |
|---------------|---|---|-------|
| Dec. 23, 1974 | A | L | 70-80 |
| Feb. 4, 1989 | N | L | 69-84 |
| Dec. 21, 1990 | A | L | 74-86 |
| Nov. 27, 2002 | N | L | 65-69 |

STETSON (52-14)

| | | | |
|---------------|---|---|-------|
| 1919-20 | A | L | 28-35 |
| Jan. 15, 1921 | H | L | 18-36 |
| Jan. 22, 1921 | A | L | 16-55 |
| Jan. 15, 1922 | H | W | 45-25 |
| 1923-24 | H | W | 19-9 |
| 1923-24 | A | L | 21-25 |
| Jan. 16, 1926 | A | W | 24-23 |
| Jan. 15, 1930 | A | W | 17-14 |
| Jan. 31, 1930 | H | W | 40-26 |
| Jan. 2, 1932 | A | L | 25-30 |
| Jan. 7, 1933 | H | W | 46-38 |
| Feb. 3, 1933 | A | W | 30-18 |
| Feb. 6, 1934 | A | L | 30-33 |
| Feb. 19, 1934 | H | W | 34-19 |
| Jan. 19, 1935 | A | W | 40-32 |
| Feb. 12, 1935 | H | L | 25-40 |
| Jan. 7, 1936 | H | W | 27-24 |
| Jan. 14, 1936 | A | L | 23-30 |
| Jan. 19, 1937 | A | L | 32-34 |
| Feb. 18, 1937 | H | W | 40-33 |
| Jan. 10, 1938 | H | W | 39-27 |
| Feb. 22, 1938 | A | L | 32-47 |
| Jan. 17, 1939 | A | W | 32-29 |
| Feb. 18, 1939 | H | W | 28-26 |
| Feb. 5, 1940 | A | W | 42-30 |
| Feb. 19, 1940 | H | W | 48-21 |
| Feb. 1, 1941 | A | W | 36-32 |
| Feb. 18, 1941 | H | W | 51-42 |
| Jan. 14, 1947 | A | W | 39-31 |
| Feb. 19, 1947 | H | W | 56-38 |
| Jan. 20, 1948 | A | W | 55-31 |
| Feb. 17, 1948 | H | W | 48-39 |
| Dec. 8, 1948 | H | W | 67-34 |
| Jan. 18, 1949 | A | W | 54-47 |
| Jan. 12, 1950 | H | W | 64-51 |
| Feb. 14, 1950 | A | L | 53-57 |
| Jan. 6, 1951 | A | W | 63-61 |
| Jan. 16, 1951 | H | W | 70-62 |
| Dec. 8, 1951 | H | W | 63-56 |
| Dec. 13, 1952 | H | W | 77-74 |
| Dec. 5, 1953 | H | L | 55-74 |
| Dec. 11, 1954 | H | W | 78-70 |
| Dec. 14, 1955 | H | W | 92-74 |
| Dec. 8, 1956 | H | W | 84-69 |
| Dec. 4, 1957 | H | W | 79-65 |
| Dec. 8, 1958 | H | W | 73-62 |
| Dec. 15, 1959 | H | L | 74-79 |
| Dec. 5, 1964 | H | W | 90-57 |
| Nov. 26, 1983 | H | L | 73-77 |
| Dec. 22, 1984 | A | W | 70-54 |
| Dec. 30, 1985 | H | W | 69-66 |
| Dec. 1, 1986 | A | W | 98-75 |
| Dec. 1, 1992 | H | W | 70-52 |
| Dec. 11, 1993 | H | W | 90-44 |
| Nov. 25, 1994 | H | W | 73-64 |
| Dec. 20, 1995 | H | W | 78-46 |
| Dec. 14, 1996 | H | W | 57-47 |
| Nov. 21, 1997 | H | W | 79-69 |
| Dec. 28, 2001 | H | W | 94-66 |
| Dec. 6, 2003 | H | W | 74-61 |
| Dec. 8, 2004 | H | W | 93-54 |
| Dec. 20, 2006 | H | W | 88-67 |
| Nov. 27, 2007 | H | W | 71-48 |
| Dec. 30, 2008 | H | W | 78-57 |
| Nov. 15, 2009 | H | W | 74-46 |

| | | | |
|---------------|---|---|-------|
| Nov. 28, 2011 | N | W | 96-70 |
|---------------|---|---|-------|

SYRACUSE (1-3)

| | | | |
|------------------|---|----|-------|
| March 19, 1987 | N | L* | 81-87 |
| Nov. 18, 2005 | N | W | 75-70 |
| Nov. 24, 2008 | N | L | 83-89 |
| Dec. 10, 2009 | N | L | 73-85 |
| Dec. 2, 2011 | A | L | 68-72 |
| *Vacated by NCAA | | | |

TAMPA (20-4)

| | | | |
|---------------|---|---|--------|
| Feb. 2, 1937 | H | W | 29-14 |
| Feb. 20, 1937 | A | L | 14-29 |
| Feb. 8, 1938 | A | W | 24-21 |
| Feb. 11, 1938 | H | W | 34-18 |
| Feb. 6, 1940 | A | W | 53-35 |
| Feb. 16, 1940 | H | W | 48-30 |
| Jan. 15, 1943 | H | W | 55-24 |
| Jan. 16, 1943 | H | W | 61-36 |
| Jan. 25, 1947 | H | W | 50-30 |
| Feb. 22, 1947 | A | W | 49-37 |
| Dec. 3, 1947 | H | W | 70-43 |
| Jan. 17, 1948 | A | W | 40-30 |
| Dec. 14, 1948 | A | W | 50-45 |
| Feb. 15, 1949 | H | W | 68-62 |
| Jan. 17, 1950 | A | L | 50-63 |
| Feb. 22, 1950 | H | W | 59-52 |
| Jan. 18, 1951 | H | L | 49-51 |
| Feb. 15, 1951 | A | L | 56-70 |
| Dec. 18, 1953 | H | W | 89-65 |
| Dec. 13, 1954 | H | W | 68-61 |
| Dec. 12, 1955 | H | W | 110-62 |
| Dec. 5, 1956 | H | W | 94-63 |
| Dec. 2, 1959 | H | W | 79-63 |
| Dec. 11, 1963 | H | W | 108-75 |

TEMPLE (2-4)

| | | | |
|----------------|-----|---|-------|
| March 13, 1969 | MSG | L | 66-82 |
| Dec. 29, 1981 | N | L | 81-85 |
| Dec. 19, 1992 | N | L | 62-67 |
| March 18, 2001 | N | L | 54-75 |
| Nov. 8, 2001 | N | W | 72-64 |
| Dec. 30, 2007 | N | W | 86-69 |

TENNESSEE (52-71)

| | | | |
|---------------|-----|---|------------|
| 1926-27 | A | L | 19-22 |
| Feb. 28, 1931 | SC | W | 33-29 |
| Feb. 16, 1938 | A | L | 28-42 |
| Feb. 23, 1940 | H | W | 41-38 |
| March 2, 1940 | SEC | L | 32-42 |
| Feb. 29, 1941 | SEC | L | 26-47 |
| Dec. 17, 1948 | H | L | 52-58 |
| Feb. 3, 1950 | A | L | 56-65 |
| Dec. 16, 1950 | A | L | 54-60 |
| Dec. 19, 1951 | H | W | 58-47 |
| Feb. 23, 1953 | A | L | 73-82 |
| Feb. 6, 1954 | H | L | 58-62 |
| Feb. 5, 1955 | A | L | 75-102 |
| Feb. 4, 1956 | H | W | 68-64 |
| Feb. 4, 1957 | A | L | 79-97 |
| Feb. 3, 1958 | H | L | 91-100 |
| Feb. 2, 1959 | A | L | 70-100 |
| Feb. 1, 1960 | H | L | 68-84 |
| Feb. 6, 1961 | A | L | 68-83 |
| Feb. 5, 1962 | H | W | 92-83 |
| Feb. 4, 1963 | A | W | 84-73 |
| Feb. 3, 1964 | H | L | 58-59 |
| Feb. 1, 1965 | A | L | 43-75 |
| March 1, 1965 | H | W | 58-56 |
| Feb. 5, 1966 | A | L | 47-76 |
| Feb. 21, 1966 | H | W | 67-63 |
| Jan. 16, 1967 | H | L | 53-66 |
| Jan. 21, 1967 | A | L | 42-56 |
| Jan. 15, 1968 | A | L | 52-67 |
| Jan. 20, 1968 | H | W | 59-46 |
| Jan. 13, 1969 | A | L | 63-64 |
| Feb. 17, 1969 | H | W | 65-63 |
| Jan. 12, 1970 | H | W | 57-56 (OT) |
| Feb. 16, 1970 | A | L | 61-72 |

| | | | |
|----------------|-----|---|-------------|
| Jan. 11, 1971 | A | L | 75-85 |
| Feb. 15, 1971 | H | W | 56-55 |
| Jan. 17, 1972 | H | L | 50-61 |
| Feb. 21, 1972 | A | L | 52-55 |
| Jan. 15, 1973 | A | L | 56-75 |
| Feb. 19, 1973 | H | L | 83-87 |
| Jan. 19, 1974 | H | L | 72-75 |
| Feb. 18, 1974 | A | L | 57-85 |
| Jan. 18, 1975 | A | L | 56-59 |
| Feb. 17, 1975 | H | L | 84-85 |
| Jan. 17, 1976 | A | L | 84-93 |
| Feb. 14, 1976 | H | W | 72-69 |
| Jan. 10, 1977 | A | L | 82-92 |
| Feb. 7, 1977 | H | W | 80-76 |
| Jan. 2, 1978 | A | W | 92-79 |
| March 4, 1978 | H | L | 90-91 (30T) |
| Jan. 11, 1979 | A | L | 72-116 |
| Feb. 22, 1979 | H | L | 73-87 |
| Jan. 9, 1980 | H | L | 58-69 |
| Feb. 6, 1980 | A | L | 76-100 |
| Jan. 14, 1981 | H | L | 52-53 |
| Feb. 11, 1981 | A | L | 64-78 |
| Jan. 13, 1982 | H | L | 66-69 |
| Feb. 10, 1982 | A | L | 75-90 |
| Jan. 22, 1983 | H | W | 78-74 |
| Feb. 19, 1983 | A | L | 53-78 |
| March 10, 1983 | SEC | L | 62-78 |
| Jan. 21, 1984 | A | L | 65-70 |
| Feb. 18, 1984 | A | L | 74-75 (20T) |
| March 8, 1984 | SEC | L | 74-80 (OT) |
| Jan. 2, 1985 | H | W | 84-70 |
| Feb. 2, 1985 | A | W | 93-86 |
| Jan. 2, 1986 | A | W | 77-75 (OT) |
| Feb. 1, 1986 | H | W | 69-61 |
| Jan. 17, 1987 | H | W | 97-90 |
| Feb. 18, 1987 | A | L | 81-71 |
| Jan. 23, 1988 | A | W | 76-56 |
| Feb. 24, 1988 | H | L | 63-65 |
| March 11, 1988 | SEC | W | 67-60 |
| Jan. 18, 1989 | A | L | 76-83 |
| Dec. 19, 1989 | H | W | 99-81 |
| Feb. 18, 1989 | H | W | 99-81 |
| March 11, 1989 | SEC | W | 76-71 |
| Jan. 17, 1990 | H | L | 75-80 |
| Feb. 17, 1990 | A | L | 57-75 |
| Jan. 16, 1991 | H | L | 67-70 |
| Feb. 16, 1991 | A | W | 73-68 |
| Jan. 18, 1992 | H | W | 71-65 |
| Feb. 26, 1992 | A | W | 72-68 |
| Jan. 24, 1993 | A | W | 80-68 |
| Feb. 27, 1993 | H | W | 84-70 |
| Jan. 8, 1994 | A | W | 86-71 |
| March 5, 1994 | H | W | 82-71 |
| Jan. 22, 1995 | A | W | 62-47 |
| Feb. 15, 1995 | H | W | 70-48 |

SERIES SCORES

| | | | |
|----------------|-----|---|------------|
| Jan. 31, 2009 | A | L | 63-79 |
| March 1, 2009 | H | L | 75-79 |
| Jan. 31, 2010 | A | L | 60-61 |
| Feb. 23, 2010 | H | W | 75-62 |
| Jan. 11, 2011 | A | W | 81-75 (OT) |
| Feb. 12, 2011 | H | W | 61-60 |
| March 11, 2011 | SEC | W | 85-74 |
| Jan. 7, 2012 | A | L | 56-67 |
| Feb. 11, 2012 | H | L | 70-75 |

| | | | |
|------------------------------------|---|---|-------|
| TENNESSEE-CHATTANOOGA (1-0) | | | |
| Nov. 18, 2006 | H | W | 93-44 |

| | | | |
|-----------------------------|---|---|-------|
| TENNESSEE TECH (1-0) | | | |
| Nov. 11, 2007 | H | W | 93-65 |

| | | | |
|--------------------|---|---|--------|
| TEXAS (3-4) | | | |
| Dec. 30, 1964 | N | W | 62-49 |
| Dec. 16, 1989 | A | L | 94-105 |
| Nov. 27, 1990 | H | L | 74-76 |
| Dec. 4, 1993 | A | W | 76-68 |
| Dec. 10, 1994 | H | W | 91-73 |
| Dec. 4, 1996 | H | L | 64-82 |
| Dec. 9, 1997 | A | L | 82-85 |

| | | | |
|----------------------------|---|---|------------|
| TEXAS A&M (2-1) | | | |
| Jan. 2, 1992 | H | W | 73-46 |
| Dec. 22, 1992 | A | L | 54-57 (OT) |
| Dec. 17, 2011 | N | W | 84-64 |

| | | | |
|------------------------------|---|---|-------|
| TEXAS CHRISTIAN (2-0) | | | |
| Dec. 21, 1974 | A | W | 73-61 |
| March 17, 1986 | H | W | 77-75 |

| | | | |
|-------------------------|---|---|------------|
| TEXAS TECH (2-0) | | | |
| Dec. 10, 1960 | H | W | 79-76 |
| Dec. 8, 1962 | A | W | 71-69 (OT) |

| | | | |
|---------------------|---|---|-------|
| TOLEDO (1-0) | | | |
| Nov. 14, 2008 | H | W | 80-58 |

| | | | |
|---------------------|---|---|-------|
| TOWSON (1-0) | | | |
| Jan. 4, 1988 | H | W | 77-55 |

| | | | |
|-------------------|---|---|-------|
| TROY (1-0) | | | |
| Nov. 20, 2009 | H | W | 80-58 |

| | | | |
|-----------------------|---|---|--------|
| TULANE (12-11) | | | |
| Jan. 6, 1948 | A | L | 35-52 |
| Jan. 3, 1949 | H | L | 51-63 |
| Dec. 16, 1949 | A | L | 50-69 |
| Feb. 6, 1951 | H | W | 72-64 |
| March 1, 1951 | N | L | 52-62 |
| Feb. 22, 1952 | A | L | 77-102 |
| Jan. 16, 1953 | H | W | 87-57 |
| Jan. 9, 1954 | A | L | 64-86 |
| Jan. 8, 1955 | H | L | 74-85 |
| Jan. 7, 1956 | A | W | 61-54 |
| Jan. 5, 1957 | H | W | 70-62 |
| Jan. 4, 1958 | A | L | 75-84 |
| Jan. 3, 1959 | H | L | 62-68 |
| Jan. 4, 1960 | A | L | 55-71 |
| Jan. 9, 1961 | H | W | 83-79 |
| Jan. 8, 1962 | A | L | 47-59 |
| Jan. 7, 1963 | H | W | 109-74 |
| Jan. 4, 1964 | A | W | 86-79 |
| Jan. 2, 1965 | H | W | 85-63 |
| Feb. 26, 1966 | A | W | 76-59 |
| Dec. 29, 1983 | N | W | 65-53 |
| Dec. 28, 2000 | N | W | 103-85 |
| Dec. 2, 2001 | H | W | 81-65 |

| | | | |
|--------------------|---|---|-------|
| TULSA (0-2) | | | |
| Dec. 10, 1962 | A | L | 79-85 |
| Dec. 21, 1963 | H | L | 82-86 |

| | | | |
|------------------|---|---|-------|
| UAB (2-1) | | | |
| Dec. 27, 1997 | N | L | 73-80 |
| Dec. 30, 2006 | H | W | 75-70 |
| Jan. 3, 2012 | H | W | 79-61 |

| | | | |
|-------------------|---|---|-------|
| UCLA (3-0) | | | |
| April 3, 2006 | N | W | 73-57 |
| March 31, 2007 | N | W | 76-66 |
| March 19, 2011 | N | W | 73-65 |

| | | | |
|----------------------------------|---|---|-------|
| UNION COLLEGE (KY.) (1-0) | | | |
| Feb. 3, 1941 | A | W | 46-26 |

| | | | |
|-------------------|---|---|-------|
| UTAH (1-1) | | | |
| Nov. 27, 1988 | N | W | 77-68 |
| April 1, 1992 | N | L | 78-81 |

| | | | |
|-------------------------|---|---|-------|
| UTAH STATE (1-0) | | | |
| Nov. 22, 1999 | N | W | 60-58 |

| | | | |
|-----------------------------|---|---|--------|
| VALDOSTA STATE (1-0) | | | |
| Dec. 1, 1972 | H | W | 100-76 |

| | | | |
|---------------------------|-----|---|-------------|
| VANDERBILT (60-64) | | | |
| Jan. 17, 1931 | H | L | 25-42 |
| Jan. 19, 1931 | A | L | 35-43 |
| Jan. 18, 1932 | A | L | 32-36 |
| Jan. 19, 1932 | A | W | 43-33 |
| Feb. 10, 1933 | H | L | 41-42 |
| Feb. 11, 1933 | H | W | 43-27 |
| Feb. 25, 1934 | SEC | W | 24-23 |
| Feb. 14, 1938 | A | L | 24-59 |
| Feb. 28, 1941 | SEC | W | 48-41 |
| Feb. 4, 1950 | A | L | 34-54 |
| Dec. 18, 1950 | A | L | 64-81 |
| Jan. 19, 1952 | H | W | 86-70 |
| Feb. 29, 1952 | SEC | W | 66-63 |
| Jan. 2, 1953 | A | L | 73-85 |
| Feb. 27, 1954 | H | L | 68-76 |
| Feb. 26, 1955 | A | L | 72-100 |
| Feb. 25, 1956 | H | L | 75-80 |
| Feb. 23, 1957 | A | L | 59-76 |
| Feb. 22, 1958 | H | W | 73-53 |
| Feb. 21, 1959 | A | L | 66-77 |
| Feb. 20, 1960 | A | W | 81-75 (OT) |
| Feb. 25, 1961 | A | L | 60-77 |
| Feb. 24, 1962 | H | W | 78-68 |
| Feb. 23, 1963 | A | L | 74-78 |
| Feb. 22, 1964 | H | L | 79-91 |
| Feb. 20, 1965 | A | L | 78-80 |
| Feb. 19, 1966 | H | L | 86-89 |
| Dec. 19, 1966 | A | L | 69-77 |
| Feb. 4, 1967 | H | W | 83-75 |
| Dec. 18, 1967 | H | W | 74-72 |
| Feb. 3, 1968 | A | W | 91-85 |
| Jan. 6, 1969 | H | L | 55-62 |
| Feb. 10, 1969 | A | W | 75-73 |
| Jan. 5, 1970 | A | L | 79-90 |
| Feb. 9, 1970 | H | W | 81-79 |
| Jan. 4, 1971 | H | W | 84-82 (OT) |
| Feb. 8, 1971 | A | L | 81-92 |
| Jan. 10, 1972 | A | L | 87-104 |
| Feb. 14, 1972 | H | L | 74-90 |
| Jan. 8, 1973 | H | W | 80-72 |
| Feb. 12, 1973 | A | L | 71-78 |
| Feb. 2, 1974 | A | L | 52-58 |
| March 9, 1974 | H | W | 80-77 |
| Feb. 1, 1975 | H | W | 101-90 (OT) |
| March 8, 1975 | A | L | 83-102 |
| Jan. 26, 1976 | H | L | 81-85 (OT) |
| Feb. 23, 1976 | A | L | 67-71 |
| Jan. 15, 1977 | H | W | 83-72 |
| Feb. 12, 1977 | A | L | 72-85 |
| Jan. 9, 1978 | H | W | 67-65 |
| Feb. 6, 1978 | A | L | 57-59 (2OT) |
| Jan. 24, 1979 | H | L | 56-57 |
| Jan. 29, 1979 | A | W | 90-87 (OT) |
| Jan. 21, 1980 | A | L | 85-105 |
| Feb. 20, 1980 | H | L | 71-74 |

| | | | |
|----------------|-----|---|-------------|
| Feb. 27, 1980 | SEC | W | 72-71 |
| Jan. 28, 1981 | H | L | 70-72 |
| Feb. 25, 1981 | A | L | 64-73 |
| Jan. 27, 1982 | A | L | 48-51 |
| Feb. 24, 1982 | H | L | 67-81 |
| March 3, 1982 | SEC | L | 46-47 (2OT) |
| Jan. 15, 1983 | A | L | 58-69 |
| Feb. 12, 1983 | H | W | 61-54 |
| Jan. 15, 1984 | H | W | 73-59 |
| Feb. 11, 1984 | A | W | 71-63 |
| Jan. 10, 1985 | A | W | 68-64 |
| Feb. 9, 1985 | H | W | 78-66 |
| Jan. 8, 1986 | H | W | 86-55 |
| Feb. 8, 1986 | A | L | 59-60 |
| Jan. 24, 1987 | H | W | 85-81 |
| Feb. 25, 1987 | A | L | 76-84 |
| Jan. 30, 1988 | A | L | 65-92 |
| March 2, 1988 | H | W | 81-65 |
| Jan. 25, 1989 | A | W | 81-78 (OT) |
| Feb. 25, 1989 | H | W | 83-80 (OT) |
| Jan. 24, 1990 | H | L | 64-71 |
| Feb. 24, 1990 | A | L | 54-67 |
| March 8, 1990 | SEC | L | 58-68 |
| Jan. 30, 1991 | H | L | 57-60 |
| March 2, 1991 | A | L | 68-82 |
| Jan. 25, 1992 | H | W | 75-55 |
| March 7, 1992 | A | L | 76-82 |
| Jan. 9, 1993 | H | W | 62-61 |
| Feb. 20, 1993 | A | L | 64-82 |
| Jan. 29, 1994 | H | W | 75-66 |
| Feb. 26, 1994 | A | L | 78-82 |
| Jan. 7, 1995 | H | W | 72-62 |
| March 5, 1995 | A | W | 69-58 |
| Jan. 24, 1996 | H | W | 77-55 |
| Feb. 13, 1996 | A | L | 56-70 |
| Feb. 1, 1997 | H | L | 63-74 |
| March 1, 1997 | A | L | 72-79 |
| Jan. 24, 1998 | H | W | 85-69 |
| Feb. 18, 1998 | A | L | 56-73 |
| Jan. 6, 1999 | H | W | 90-59 |
| Feb. 27, 1999 | A | L | 70-71 (OT) |
| Jan. 5, 2000 | A | L | 77-87 |
| Jan. 29, 2000 | H | W | 89-63 |
| Jan. 20, 2001 | H | L | 61-63 |
| Feb. 28, 2001 | A | W | 72-62 |
| Jan. 12, 2002 | A | W | 95-85 |
| Feb. 9, 2002 | H | W | 80-54 |
| Jan. 22, 2003 | H | W | 87-75 |
| Feb. 22, 2003 | A | W | 77-74 (OT) |
| Jan. 17, 2004 | A | L | 72-86 |
| Feb. 7, 2004 | H | W | 81-71 |
| March 12, 2004 | SEC | W | 91-69 |
| Jan. 15, 2005 | A | W | 82-65 |
| Feb. 23, 2005 | H | W | 69-61 |
| Jan. 28, 2006 | H | W | 81-58 |
| Feb. 15, 2006 | A | W | 73-68 |
| Jan. 31, 2007 | H | W | 74-64 |
| Feb. 17, 2007 | A | L | 70-83 |
| Jan. 27, 2008 | H | W | 86-64 |
| Feb. 16, 2008 | A | L | 58-61 |
| Jan. 25, 2009 | A | W | 94-69 |
| Feb. 21, 2009 | H | W | 82-68 |
| Jan. 9, 2010 | A | L | 87-95 |
| March 2, 2010 | H | L | 60-64 |
| Feb. 1, 2011 | H | W | 65-61 (OT) |
| March 5, 2011 | A | W | 86-76 |
| March 12, 2011 | SEC | W | 77-66 |
| Feb. 4, 2012 | H | W | 73-65 |
| Feb. 28, 2012 | A | L | 67-77 |

| | | | |
|----------------------|---|---|-------|
| VERMONT (2-0) | | | |
| Dec. 23, 1977 | A | W | 93-67 |
| Nov. 30, 2007 | N | W | 86-61 |

| | | | |
|------------------------|---|---|-------|
| VILLANOVA (2-2) | | | |
| Dec. 22, 1993 | A | W | 85-77 |
| Jan. 14, 1995 | H | L | 70-72 |
| March 20, 2005 | N | L | 65-76 |
| March 26, 2006 | N | W | 75-62 |

| | | | |
|-----------------------|---|---|-------|
| VIRGINIA (1-1) | | | |
| March 30, 1992 | N | L | 56-62 |
| March 16, 2012 | N | W | 71-45 |

| | | | |
|------------------|---|---|--------|
| VMI (3-1) | | | |
| Feb. 9, 1921 | A | L | 20-60 |
| 1922-23 | A | W | 19-15 |
| Dec. 2, 1964 | H | W | 68-59 |
| Dec. 28, 1999 | H | W | 113-68 |

| | | | |
|----------------------------|---|---|-------|
| VIRGINIA TECH (4-5) | | | |
| Dec. 29, 1961 | N | L | 69-78 |
| Dec. 29, 1966 | N | W | 92-73 |
| Dec. 29, 1969 | N | W | 48-45 |
| Jan. 20, 1973 | H | W | 92-75 |
| Dec. 22, 1973 | A | L | 74-85 |
| Dec. 2, 1974 | H | L | 85-86 |
| Dec. 13, 1975 | A | L | 60-90 |
| Dec. 19, 1986 | N | W | 82-60 |
| Dec. 28, 1991 | N | L | 57-79 |

| | | | |
|--------------------------|----|---|------------|
| WAKE FOREST (6-5) | | | |
| Feb. 13, 1936 | A | L | 32-34 |
| Feb. 15, 1936 | A | W | 32-24 |
| Dec. 18, 1956 | N | L | 53-55 |
| Dec. 2, 1960 | A | L | 79-85 |
| Dec. 12, 1961 | H | W | 71-65 |
| Dec. 15, 1962 | H | W | 73-67 |
| Dec. 29, 1964 | GB | W | 82-65 |
| Dec. 27, 1975 | GB | L | 75-78 (OT) |
| Dec. 3, 1994 | A | W | 81-70 |
| Dec. 9, 1995 | H | L | 53-77 |
| Nov. 17, 2005 | N | W | 77-72 |

| | | | |
|---------------------------------|---|---|-------|
| WASHINGTON COLLEGE (0-1) | | | |
| Dec. 27, 1939 | A | L | 30-45 |

| | | | |
|-------------------------|---|---|-------|
| WASHINGTON (2-1) | | | |
| Dec. 21, 1965 | A | W | 66-60 |
| Dec. 22, 1965 | A | L | 69-78 |
| Nov. 25, 2008 | N | W | 86-84 |

| | | | |
|-----------------------|---|---|-------|
| WAYCROSS (1-0) | | | |
| Jan. 4, 1932 | H | W | 66-14 |

| | | | |
|---------------------------|---|---|-------|
| WAYCROSS NAS (1-0) | | | |
| Feb. 8, 1945 | A | W | 42-40 |

| | | | |
|--------------------------|---|---|------------|
| WEBER STATE (1-0) | | | |
| March 13, 1999 | N | W | 82-74 (OT) |

| | | | |
|----------------------------------|---|---|-------|
| WELCH ARMY HOSPITAL (0-3) | | | |
| Feb. 23, 1945 | H | L | 45-50 |
| Jan. 7, 1946 | H | L | 30-36 |
| Jan. 25, 1946 | A | L | 40-45 |

| | | | |
|----------------------------|---|---|------------|
| WEST VIRGINIA (4-3) | | | |
| Jan. 30, 1963 | A | L | 67-114 |
| Dec. 9, 1967 | A | W | 82-72 |
| March 3, 1969 | A | W | 75-57 |
| Jan. 17, 1970 | A | L | 87-88 (OT) |
| March 1, 1971 | H | W | 72-71 |
| Dec. 3, 2002 | N | L | 66-68 |
| Dec. 20, 2003 | N | W | 70-57 |

| | | | |
|-------------------------------|---|---|--------|
| WESTERN CAROLINA (1-0) | | | |
| Dec. 2, 1986 | H | W | 116-68 |

| | | | |
|-------------------------------|---|---|--------|
| WESTERN KENTUCKY (2-0) | | | |
| March 16, 2001 | N | W | 69-56 |
| Nov. 24, 2006 | N | W | 101-68 |

| | | | |
|----------------------------|---|---|-------|
| WICHITA STATE (2-0) | | | |
| Dec. 7, 1991 | A | W | 61-50 |
| Jan. 26, 1993 | H | W | 83-58 |

SERIES SCORES

WILMINGTON (OHIO) COLLEGE (0-1)

1926-27 A L 18-46

WINTHROP (1-0)

Dec. 28, 2008 N W 74-45

WISCONSIN (1-1)

Dec. 20, 1967 A L 81-86

Dec. 21, 1968 H W 71-66

WISCONSIN-MILWAUKEE (1-0)

March 18, 2006 N W 82-60

WOFFORD (6-0)

Feb. 11, 1921 A W 45-35

Jan. 4, 1938 H W 47-33

Dec. 5, 1951 H W 76-52

Dec. 9, 1953 A W 100-63

Dec. 4, 1954 H W 76-61

Dec. 5, 1955 H W 85-66

WRIGHT STATE (1-0)

Nov. 21, 2011 N W 78-65

WYOMING (0-1)

March 24, 1986 MSG L 58-67

XAVIER (1-2)

Dec. 28, 1959 N L 74-86

Feb. 13, 2010 H L 64-76

Dec. 31, 2010 A W 71-67

YALE (1-0)

Dec. 31, 2011 H W 90-70

FLORIDA VS. THE SEC

| SEC Team | UF In All-Time Series | 2011/2010 Meetings | Last 5 Games | Last 10 Games | UF at Home | UF on Road | *In SEC Tourn. | **Other |
|-------------------|-----------------------|--------------------|--------------|---------------|------------|------------|----------------|---------|
| Alabama | 60-73 | 2-0/1-0 | 5-0 | 8-2 | 38-19 | 17-47 | 5-7 | — |
| Arkansas | 15-10 | 1-0/1-0 | 5-0 | 8-2 | 8-2 | 4-7 | 3-1 | — |
| Auburn | 74-87 | 1-0/1-0 | 4-1 | 9-1 | 45-29 | 23-55 | 4-3 | — |
| Georgia | 106-97*** | 1-1/2-0 | 3-2 | 7-3 | 61-32 | 36-61 | 2-1 | 7-2 |
| Kentucky | 33-93 | 0-3/1-2 | 0-5 | 2-8 | 22-33 | 8-47 | 3-12 | 0-1 |
| LSU | 40-60 | 1-0/1-0 | 3-2 | 5-5 | 26-19 | 12-33 | 2-8 | — |
| Mississippi | 60-42 | 1-0/1-0 | 4-1 | 9-1 | 36-11 | 21-28 | 4-2 | 0-1 |
| Mississippi State | 58-49 | 1-0/0-1 | 2-3 | 5-5 | 37-13 | 19-33 | 1-3 | 0-1 |
| Missouri | 0-0 | — | — | — | — | — | — | — |
| South Carolina | 39-22 | 2-0/1-1 | 3-2 | 7-3 | 18-7 | 19-13 | 2-1 | 0-1 |
| Tennessee | 52-71 | 0-2/3-0 | 3-2 | 4-6 | 32-25 | 16-42 | 3-4 | 1-0 |
| Texas A&M | 2-1 | 1-0/— | 2-1 | 2-1 | 1-0 | 0-1 | — | 1-0 |
| Vanderbilt | 60-64 | 1-1/3-0 | 4-1 | 6-4 | 38-18 | 16-34 | 6-2 | — |

* Florida is 0-1 vs. Tulane in the SEC Tournament

** at neutral sites other than the SEC Tournament

*** Does not include two games vacated by Georgia

FLORIDA VS. THE CONFERENCE

AMERICA EAST

| | | |
|---------------|------------|--------------|
| Albany | 1-0 | 1.000 |
| New Hampshire | 3-0 | 1.000 |
| Vermont | 2-0 | 1.000 |
| Totals | 6-0 | 1.000 |

ACC

| | | |
|----------------|----------------|-------------|
| Boston College | 2-0 | 1.000 |
| Clemson | 9-9 | .500 |
| Duke | 4-12 | .250 |
| Florida State | 41-22 | .651 |
| Georgia Tech | 20-26 | .435 |
| Maryland | 2-1 | .667 |
| Miami | 45-22 | .672 |
| North Carolina | 2-3 | .400 |
| N.C. State | 3-6 | .333 |
| Virginia | 1-1 | .500 |
| Virginia Tech | 4-5 | .444 |
| Wake Forest | 6-5 | .545 |
| Totals | 139-112 | .554 |

ATLANTIC SUN

| | | |
|----------------------|--------------|-------------|
| East Tennessee State | 4-0 | 1.000 |
| Florida Gulf Coast | 1-0 | 1.000 |
| Jacksonville | 29-5 | .853 |
| Mercer | 5-7 | .417 |
| North Florida | 3-0 | 1.000 |
| Stetson | 52-14 | .788 |
| Totals | 94-26 | .783 |

ATLANTIC 10

| | | |
|-------------------|--------------|-------------|
| Butler | 2-1 | .667 |
| Charlotte | 3-2 | .600 |
| Duquesne | 2-0 | 1.000 |
| Fordham | 1-2 | .333 |
| George Washington | 2-1 | .667 |
| LaSalle | 0-1 | .000 |
| Massachusetts | 1-2 | .333 |
| Rhode Island | 1-0 | 1.000 |
| Richmond | 1-2 | .333 |
| St. Bonaventure | 1-0 | 1.000 |
| St. Joseph's | 1-1 | .500 |
| Temple | 2-4 | .333 |
| Xavier | 1-2 | .333 |
| Totals | 18-18 | .500 |

BIG EAST

| | | |
|---------------|--------------|-------------|
| Connecticut | 1-0 | 1.000 |
| DePaul | 2-1 | .667 |
| Georgetown | 2-2 | .500 |
| Louisville | 1-8 | .111 |
| Marquette | 1-2 | .333 |
| Pittsburgh | 2-4 | .333 |
| Providence | 4-0 | 1.000 |
| Rutgers | 4-2 | .667 |
| Seton Hall | 1-1 | .500 |
| South Florida | 18-5 | .773 |
| Syracuse | 1-3 | .250 |
| Villanova | 2-2 | .500 |
| Totals | 39-30 | .565 |

BIG SKY

| | | |
|---------------|------------|--------------|
| Montana State | 1-0 | 1.000 |
| Southern Utah | 1-0 | 1.000 |
| Weber State | 1-0 | 1.000 |
| Totals | 3-0 | 1.000 |

BIG SOUTH

| | | |
|---------------------|-------------|-------------|
| Charleston Southern | 5-0 | 1.000 |
| Coastal Carolina | 3-0 | 1.000 |
| High Point | 3-0 | 1.000 |
| Presbyterian | 1-0 | 1.000 |
| Radford | 1-0 | 1.000 |
| VMI | 3-1 | .750 |
| Winthrop | 1-0 | 1.000 |
| Totals | 17-1 | .944 |

BIG TEN

| | | |
|----------------|--------------|-------------|
| Illinois | 1-4 | .200 |
| Indiana | 0-3 | .000 |
| Michigan | 1-0 | 1.000 |
| Michigan State | 3-3 | .500 |
| Northwestern | 1-2 | .333 |
| Ohio State | 4-8 | .333 |
| Penn State | 1-2 | .333 |
| Purdue | 2-3 | .400 |
| Wisconsin | 1-1 | .500 |
| Totals | 14-26 | .350 |

BIG 12

| | | |
|-----------------------|--------------|-------------|
| Baylor | 0-1 | .000 |
| Iowa State | 2-1 | .667 |
| Kansas | 1-3 | .250 |
| Kansas State | 1-0 | 1.000 |
| Oklahoma | 1-0 | 1.000 |
| Oklahoma State | 2-0 | 1.000 |
| Texas | 3-4 | .428 |
| Texas Christian (TCU) | 2-0 | 1.000 |
| Texas Tech | 2-0 | 1.000 |
| West Virginia | 4-3 | .571 |
| Totals | 18-12 | .600 |

BIG WEST

| | | |
|------------------|------------|--------------|
| Hawaii | 1-0 | 1.000 |
| UC Santa Barbara | 1-0 | 1.000 |
| Totals | 2-0 | 1.000 |

COLONIAL ATHLETIC

| | | |
|----------------|------------|-------------|
| Delaware | 0-1 | .000 |
| George Mason | 1-0 | 1.000 |
| Hofstra | 1-1 | .500 |
| James Madison | 2-1 | .670 |
| UNC Wilmington | 3-0 | 1.000 |
| Northeastern | 1-0 | 1.000 |
| Towson | 1-0 | 1.000 |
| Totals | 9-3 | .750 |

CONFERENCE USA

| | | |
|-----------------|--------------|-------------|
| Central Florida | 9-1 | .900 |
| Houston | 0-2 | .000 |
| Memphis | 1-0 | 1.000 |
| Rice | 2-1 | .667 |
| Southern Miss | 1-0 | 1.000 |
| SMU | 1-2 | .333 |
| Tulane | 12-11 | .521 |
| Tulsa | 0-2 | .000 |
| UAB | 2-1 | .667 |
| Totals | 28-20 | .583 |

HORIZON

| | | |
|---------------------|------------|--------------|
| Wisconsin-Milwaukee | 1-0 | 1.000 |
| Wright State | 1-0 | 1.000 |
| Totals | 2-0 | 1.000 |

IVY LEAGUE

| | | |
|---------------|------------|-------------|
| Brown | 1-0 | 1.000 |
| Columbia | 1-0 | 1.000 |
| Harvard | 1-0 | 1.000 |
| Pennsylvania | 2-2 | .500 |
| Yale | 1-0 | 1.000 |
| Totals | 6-2 | .750 |

METRO ATLANTIC

| | | |
|---------------|------------|-------------|
| Fairfield | 1-0 | 1.000 |
| Iona | 0-1 | .000 |
| Manhattan | 2-1 | .667 |
| Rider | 1-0 | 1.000 |
| St. Peter's | 1-0 | 1.000 |
| Siena | 1-0 | 1.000 |
| Totals | 6-2 | .750 |

MID-AMERICAN

| | | |
|---------------|------------|-------------|
| Kent State | 1-0 | 1.000 |
| Miami (Ohio) | 0-1 | .000 |
| Ohio | 2-1 | .667 |
| Toledo | 1-0 | 1.000 |
| Totals | 4-2 | .667 |

MID-EASTERN ATHLETIC

| | | |
|------------------------|-------------|--------------|
| Bethune-Cookman | 6-0 | 1.000 |
| Florida A&M | 11-0 | 1.000 |
| Howard | 1-0 | 1.000 |
| Morgan State | 1-0 | 1.000 |
| Norfolk State | 1-0 | 1.000 |
| North Carolina A&T | 1-0 | 1.000 |
| North Carolina Central | 1-0 | 1.000 |
| Savannah State | 1-0 | 1.000 |
| Totals | 23-0 | 1.000 |

MISSOURI VALLEY

| | | |
|----------------|------------|-------------|
| Bradley | 1-1 | .500 |
| Creighton | 1-2 | .333 |
| Evansville | 1-1 | .500 |
| Missouri State | 1-0 | 1.000 |
| Wichita State | 2-0 | 1.000 |
| Totals | 6-4 | .600 |

MOUNTAIN WEST

| | | |
|-----------------|------------|-------------|
| Air Force | 1-0 | 1.000 |
| Colorado State | 0-1 | .000 |
| San Diego State | 1-1 | .500 |
| Wyoming | 0-1 | .000 |
| Totals | 2-3 | .400 |

NORTHEAST

| | | |
|-------------------|------------|--------------|
| Long Island | 1-0 | 1.000 |
| Robert Morris | 1-0 | 1.000 |
| St. Francis (Pa.) | 1-0 | 1.000 |
| Totals | 3-0 | 1.000 |

OHIO VALLEY

| | | |
|------------------|------------|-------------|
| Austin Peay | 1-0 | 1.000 |
| Belmont | 1-0 | 1.000 |
| Eastern Illinois | 1-0 | 1.000 |
| Eastern Kentucky | 2-0 | 1.000 |
| Morehead State | 2-1 | .667 |
| Tennessee Tech | 1-0 | 1.000 |
| Totals | 8-1 | .889 |

PAC-12

| | | |
|---------------|-------------|-------------|
| Arizona | 2-1 | .667 |
| Arizona State | 2-0 | 1.000 |
| California | 0-2 | .000 |
| Oregon | 1-0 | .385 |
| Stanford | 0-4 | .000 |
| UCLA | 3-0 | 1.000 |
| Utah | 1-1 | .500 |
| Washington | 2-1 | .667 |
| Totals | 11-9 | .550 |

PATRIOT

| | | |
|----------------|------------|-------------|
| American Univ. | 3-0 | 1.000 |
| Army | 1-0 | 1.000 |
| Bucknell | 1-0 | 1.000 |
| Holy Cross | 1-0 | 1.000 |
| Navy | 1-1 | .500 |
| Totals | 7-1 | .875 |

SOUTHEASTERN

| | | |
|-------------|---------|------|
| Alabama | 60-73 | .451 |
| Arkansas | 15-10 | .600 |
| Auburn | 72-87 | .452 |
| Georgia | 106-97+ | .522 |
| Kentucky | 33-93 | .262 |
| LSU | 40-60 | .400 |
| Mississippi | 60-42 | .588 |

| | | |
|-------------------|----------------|-------------|
| Mississippi State | 58-49 | .542 |
| South Carolina | 39-22 | .639 |
| Tennessee | 52-71 | .423 |
| Texas A&M | 2-1 | .667 |
| Vanderbilt | 60-64 | .484 |
| Totals | 597-669 | .472 |

+Georgia vacated victories in 2002 and 2003

SOUTHERN

| | | |
|------------------|-------------|-------------|
| The Citadel | 1-0 | 1.000 |
| Davidson | 0-2 | .000 |
| Furman | 3-4 | .429 |
| Georgia Southern | 6-2 | .750 |
| Samford | 2-0 | 1.000 |
| Western Carolina | 1-0 | 1.000 |
| Totals | 13-8 | .619 |

SOUTHLAND

| | | |
|-------------------|------------|--------------|
| McNeese State | 1-0 | 1.000 |
| Nicholls State | 1-0 | 1.000 |
| Sam Houston State | 2-0 | 1.000 |
| Totals | 4-0 | 1.000 |

SOUTHWESTERN ATHLETIC

| | | |
|--------------------------|------------|--------------|
| Alabama State | 1-0 | 1.000 |
| Jackson State | 2-0 | 1.000 |
| Mississippi Valley State | 1-0 | 1.000 |
| Prairie View | 1-0 | 1.000 |
| Southern | 1-0 | 1.000 |
| Totals | 6-0 | 1.000 |

SUMMIT LEAGUE

| | | |
|----------------------|------------|--------------|
| Missouri-Kansas City | 1-0 | 1.000 |
| North Dakota State | 1-0 | 1.000 |
| Totals | 2-0 | 1.000 |

SUN BELT

| | | |
|-----------------------|-------------|-------------|
| Florida Atlantic | 3-0 | 1.000 |
| Florida International | 2-0 | 1.000 |
| Louisiana-Lafayette | 0-2 | .000 |
| South Alabama | 2-2 | .500 |
| Troy | 1-0 | 1.000 |
| Western Kentucky | 2-0 | 1.000 |
| Totals | 10-4 | .714 |

WEST COAST

| | | |
|---------------|------------|-------------|
| Brigham Young | 1-3 | .250 |
| Gonzaga | 1-1 | .500 |
| Totals | 2-4 | .333 |

WESTERN ATHLETIC

| | | |
|----------------|------------|-------------|
| Louisiana Tech | 2-1 | .667 |
| San Jose State | 0-1 | .000 |
| Utah State | 1-0 | 1.000 |
| Totals | 3-2 | .600 |

Note: Schools are listed under 2012-13 conference affiliation.

FLORIDA NCAA HISTORY

NCAA Tournament Appearances: 15
 All-Time NCAA Record: 32-13
 Final Four Appearances: 4
 National Championship Appearances: 3
 National Championships: 2

BILLY DONOVAN NCAA TOURNAMENT FILE

NCAA Tournament Appearances: 12
 NCAA Tournament Record: 28-10
 Final Four Appearances: 3
 National Championship Appearances: 3
 National Championships: 2

1986-87*

NCAA East First Round at Carrier Dome in Syracuse, N.Y.
 March 13, 1987 – Florida 82, N.C. State 70
 NCAA East Second Round at Carrier Dome in Syracuse, N.Y.
 March 15, 1987 – Florida 85, Purdue 66
 NCAA East Semifinals at Meadowlands Arena in East Rutherford, N.J.
 March 19, 1987 – Syracuse 87, Florida 81

*Vacated by NCAA

1987-88*

NCAA West First Round at Huntsman Center in Salt Lake City, Utah
 March 17, 1988 – Florida 62, St. John's 59
 NCAA West Second Round at Huntsman Center in Salt Lake City, Utah
 March 19, 1988 – Michigan 108, Florida 85

*Vacated by NCAA

1988-89

NCAA Midwest First Round at Reunion Arena in Dallas, Texas
 March 17, 1989 – Colorado State 68, Florida 46

1993-94

NCAA East First Round at Nassau Coliseum in Long Island, N.Y.
 March 17, 1994 – Florida 64, James Madison 62
 NCAA East Second Round at Nassau Coliseum in Long Island, N.Y.
 March 19, 1994 – Florida 70, Penn 58
 NCAA East Regional Semifinal at Miami Arena in Miami, Fla.
 March 25, 1994 – Florida 69, Connecticut 60 (OT)
 NCAA East Regional Final at Miami Arena in Miami, Fla.
 March 27, 1994 – Florida 74, Boston College 66
 NCAA Tournament Final Four at Charlotte Coliseum in Charlotte, N.C.
 April 2, 1994 – Duke 70, Florida 65

1994-95

NCAA East First Round at Tallahassee Leon County Civic Center in Tallahassee, Fla.
 March 17, 1995 – Iowa State 64, Florida 61

1998-99

NCAA West First Round at Key Arena in Seattle, Wash.
 March 11, 1999 – Florida 75, Penn 61
 NCAA West Second Round at Key Arena in Seattle, Wash.
 March 13, 1999 – Florida 82, Weber State 74 (OT)
 NCAA West Regional Semifinal at America West Arena in Phoenix, Ariz.
 March 18, 1999 – Gonzaga 73, Florida 72

1999-2000

NCAA East First Round at LJV Coliseum in Winston Salem, N.C.
 March 17, 2000 – Florida 69, Butler 68 (OT)
 NCAA East Second Round at LJV Coliseum in Winston Salem, N.C.
 March 19, 2000 – Florida 93, Illinois 76
 NCAA East Regional Semifinal at the Carrier Dome in Syracuse, N.Y.
 March 24, 2000 – Florida 87, Duke 78
 NCAA East Regional Final at the Carrier Dome in Syracuse, N.Y.
 March 26, 2000 – Florida 77, Oklahoma State 65
 NCAA Semifinal at the RCA Dome in Indianapolis, Ind.
 April 1, 2000 – Florida 71, North Carolina 59
 NCAA Championship at the RCA Dome in Indianapolis, Ind.
 April 3, 2000 – Michigan State 89, Florida 76

2000-01

NCAA South First Round at Louisiana Superdome in New Orleans, La.
 March 16, 2001 – Florida 69, Western Kentucky 56
 NCAA South Second Round at Louisiana Superdome in New Orleans, La.
 March 18, 2001 – Temple 75, Florida 54

2001-02

NCAA Midwest First Round at United Center in Chicago, Ill.
 March 15, 2002 – Creighton 83, Florida 82 (2OT)

2002-03

NCAA South First Round at the St. Pete Times Forum in Tampa, Fla.
 March 21, 2003 – Florida 85, Sam Houston State 55
 NCAA South Second Round at the St. Pete Times Forum in Tampa, Fla.
 March 23, 2003 – Michigan State 68, Florida 46

2003-04

NCAA First Round, East Rutherford Region at the RBC Center, Raleigh, N.C.
 March 18, 2004 – Manhattan 75, Florida 60

2004-05

NCAA First Round, Syracuse Region at the Gaylord Entertainment Center, Nashville, Tenn.
 March 18, 2005 – Florida 67, Ohio 62
 NCAA Second Round, Syracuse Region at the Gaylord Entertainment Center, Nashville, Tenn.
 March 20, 2005 – Villanova 76, Florida 65

2005-06

NCAA First Round, Minneapolis Region at the Veterans Memorial Arena, Jacksonville, Fla.
 March 16, 2006 – Florida 76, South Alabama 50

NCAA Second Round, Minneapolis Region at the Veterans Memorial Arena, Jacksonville, Fla.
 March 18, 2006 – Florida 82, Wisconsin-Milwaukee 60
 NCAA Minneapolis Regional Semifinal at Metrodome in Minneapolis, Minn.
 March 24, 2006 – Florida 57, Georgetown 53
 NCAA Minneapolis Regional Final at Metrodome in Minneapolis, Minn.
 March 26, 2006 – Florida 75, Villanova 62
 NCAA Semifinal at RCA Dome in Indianapolis, Ind.
 April 1, 2006 – Florida 73, George Mason 58
 NCAA Championship at RCA Dome in Indianapolis, Ind.
 April 3, 2006 – Florida 73, UCLA 57

2006-07

NCAA First Round, Midwest Region at the New Orleans Arena, New Orleans, La.
 March 16, 2007 – Florida 112, Jackson State 69
 NCAA Second Round, Midwest Region at the New Orleans Arena, New Orleans, La.
 March 18, 2007 – Florida 74, Purdue 67
 NCAA Midwest Regional Semifinal at Edward Jones Dome, St. Louis, Mo.
 March 23, 2007 – Florida 65, Butler 57
 NCAA Midwest Regional Final at Edward Jones Dome, St. Louis, Mo.
 March 25, 2007 – Florida 85, Oregon 77
 NCAA Semifinal at the Georgia Dome in Atlanta, Ga.
 March 31, 2007 – Florida 76, UCLA 66
 NCAA Championship at the Georgia Dome in Atlanta, Ga.
 April 2, 2007 – Florida 84, Ohio State 75

2009-10

NCAA First Round, West Region at the Ford Center, Oklahoma City, Okla.
 March 18, 2010 – Brigham Young 99, Florida 92 (2OT)

2010-11

NCAA Second Round, Southeast Region at St. Pete Times Forum, Tampa, Fla.
 March 17, 2011 – Florida 79, UC Santa Barbara 51
 NCAA Third Round, Southeast Region at St. Pete Times Forum, Tampa, Fla.
 March 19, 2011 – Florida 73, UCLA 65
 NCAA Southeast Regional Semifinal at New Orleans Arena, New Orleans, La.
 March 24, 2011 – Florida 83, Brigham Young 74 (OT)
 NCAA Southeast Regional Final at New Orleans Arena, New Orleans, La.
 March 26, 2011 – Butler 74, Florida 71 (OT)
 Note: The NCAA began the "First Four" round in 2011 and labeled the Round of 64 the second round.

2011-12

NCAA Second Round, West Region at CenturyLink Center, Omaha, Neb.
 March 16, 2012 – Florida 71, Virginia 45
 NCAA Third Round, West Region at CenturyLink Center, Omaha, Neb.
 March 18, 2012 – Florida 84, Norfolk State 50
 NCAA West Regional Semifinal at US Airways Center, Phoenix, Ariz.
 March 22, 2012 – Florida 68, Marquette 58
 NCAA West Regional Final at US Airways Center, Phoenix, Ariz.
 March 24, 2012 – Louisville 72, Florida 68

FLORIDA BASKETBALL NCAA RECAPS

FLORIDA 82, NC STATE 70*

MARCH 13, 1987 • CARRIER DOME, SYRACUSE, N.Y.

Playing in its first-ever NCAA Tournament, Florida used a 17-0 second half spurt to push past North Carolina State 82-70 in the first round of the East Regional. Florida trailed 49-40 with 12:24 left in the game, but in the span of 1:22 the Gators rallied and took a 51-49 lead after an Andrew Moten steal and score. Florida continued its run at the Wolfpack and held a 57-49 lead before N.C. State could answer with a score. Vernon Maxwell led the Gators with 28 points and seven rebounds. The victory ended a three-game Gator losing streak and marked the first NCAA win in school history.

| NC State | Total FG-A | 3-Pt. FG-A | FT-A | REB O-D-T | PF | AT | TO | BK | ST | MN | TP |
|---|------------|------------|------|-----------|----|----|----|----|----|-----|----|
| F-Brown | 3-5 | 0-0 | 3-4 | 1-4-5 | 1 | 0 | 1 | 0 | 0 | 29 | 9 |
| F-Bolton | 7-14 | 4-7 | 2-3 | 0-4-4 | 3 | 2 | 3 | 0 | 1 | 37 | 20 |
| C-Shackelford | 6-10 | 0-0 | 0-2 | 1-7-8 | 1 | 3 | 3 | 1 | 2 | 32 | 12 |
| G-Jackson | 3-6 | 1-3 | 2-2 | 1-4-5 | 2 | 5 | 1 | 0 | 1 | 34 | 9 |
| G-Del Negro | 6-14 | 0-3 | 0-0 | 1-3-4 | 5 | 4 | 1 | 0 | 0 | 36 | 12 |
| Giomi | 0-3 | 0-0 | 0-0 | 2-3-5 | 1 | 1 | 0 | 0 | 1 | 12 | 0 |
| Lester | 0-0 | 0-0 | 0-0 | 0-0-0 | 3 | 0 | 0 | 0 | 0 | 3 | 0 |
| Weems | 1-2 | 0-0 | 0-0 | 0-1-1 | 2 | 0 | 0 | 0 | 1 | 7 | 2 |
| Lambiotte | 1-2 | 0-1 | 0-0 | 0-0-0 | 2 | 0 | 0 | 0 | 0 | 6 | 2 |
| Howard | 1-2 | 0-0 | 0-0 | 0-0-0 | 2 | 0 | 0 | 0 | 0 | 1 | 2 |
| Kennedy | 1-1 | 0-0 | 0-0 | 0-0-0 | 2 | 0 | 1 | 0 | 0 | 3 | 2 |
| Team | | | | 2 | | | | | | | |
| Totals | 29-59 | 5-14 | 7-11 | 6-26-34 | 24 | 15 | 10 | 1 | 6 | 200 | 70 |
| First Half - FG: 13-28 (.464), 3-FG: 2-7 (.286), FT: 2-4 (.500) | | | | | | | | | | | |

| Florida | Total FG-A | 3-Pt. FG-A | FT-A | REB O-D-T | PF | AT | TO | BK | ST | MN | TP |
|---|------------|------------|-------|-----------|----|----|----|----|----|-----|----|
| F-Lawrence, J. | 3-5 | 2-4 | 0-0 | 0-1-1 | 3 | 2 | 1 | 0 | 0 | 32 | 8 |
| F-Lawrence, P. | 2-3 | 1-2 | 0-0 | 1-3-4 | 4 | 1 | 0 | 0 | 0 | 17 | 5 |
| C-Schintzius | 4-12 | 0-0 | 1-1 | 0-4-4 | 2 | 4 | 4 | 3 | 0 | 32 | 9 |
| G-Maxwell | 6-16 | 2-4 | 14-21 | 3-4-7 | 2 | 1 | 1 | 0 | 2 | 37 | 28 |
| G-Moten | 5-8 | 2-3 | 7-7 | 1-6-7 | 0 | 3 | 2 | 0 | 0 | 32 | 19 |
| Montgomery | 0-2 | 0-1 | 0-0 | 0-1-1 | 0 | 0 | 0 | 0 | 0 | 10 | 0 |
| Lett | 0-1 | 0-0 | 1-2 | 2-2-4 | 2 | 0 | 0 | 0 | 1 | 11 | 1 |
| Capers | 1-2 | 0-0 | 2-2 | 0-3-3 | 2 | 1 | 0 | 1 | 1 | 20 | 4 |
| McClary | 4-5 | 0-0 | 0-1 | 1-2-3 | 3 | 1 | 0 | 0 | 0 | 9 | 8 |
| Team | | | | 3 | | | | | | | |
| Totals | 25-54 | 7-14 | 25-34 | 8-26-37 | 18 | 12 | 8 | 4 | 4 | 200 | 82 |
| First Half - FG: 13-28 (.464), 3-FG: 4-7 (.571), FT: 3-5 (.600) | | | | | | | | | | | |

| Linescore | 1st | 2nd | Final | Attendance |
|-----------|-----|-----|-------|-----------------------------------|
| NC State | 30 | 40 | 70 | 14,072 |
| Florida | 33 | 49 | 82 | Technical: Shackelford (NC State) |

*Game vacated by NCAA

SYRACUSE 87, FLORIDA 81*

MARCH 19, 1987 • MEADOWLANDS ARENA, EAST RUTHERFORD, N.J.

Syracuse came back to defeat Florida on their way to the national championship game against Indiana. With 5:10 remaining in the game and the Gators leading 69-64, Derrick Coleman's block of an Andrew Moten layup led to a Syracuse three-point play which cut the Florida lead to 69-67. The Orangemen went on a 7-0 run with 3:37 left and never trailed the rest of the way. Florida was out-rebounded, 36-34, and out-shot, 56.5 percent to 43.2 percent, for the first time in the NCAA Tournament. Andrew Moten had 18 points in his final game as a Gator. Rony Seikaly had a career-high 33 points for Syracuse.

| Syracuse | Total FG-A | 3-Pt. FG-A | FT-A | REB O-D-T | PF | AT | TO | BK | ST | MN | TP |
|--|------------|------------|-------|-----------|----|----|----|----|----|-----|----|
| F-Triche | 8-12 | 0-0 | 1-1 | 1-3-4 | 2 | 5 | 1 | 0 | 0 | 39 | 17 |
| F-Coleman | 4-9 | 0-0 | 7-8 | 1-8-9 | 2 | 2 | 2 | 1 | 1 | 38 | 15 |
| C-Seikaly | 14-20 | 0-0 | 5-6 | 5-4-9 | 3 | 0 | 3 | 2 | 0 | 38 | 33 |
| G-Monroe | 5-8 | 0-2 | 2-2 | 0-3-3 | 0 | 2 | 3 | 0 | 1 | 38 | 12 |
| G-Douglas | 4-12 | 0-2 | 2-3 | 2-2-4 | 3 | 10 | 5 | 0 | 0 | 36 | 10 |
| Brower | 0-0 | 0-0 | 0-0 | 0-1-1 | 1 | 1 | 0 | 0 | 0 | 4 | 0 |
| Thompson | 0-0 | 0-0 | 0-0 | 0-0-0 | 0 | 0 | 1 | 0 | 0 | 7 | 0 |
| Team | | | | 3-3-6 | | | | | | | |
| Totals | 35-61 | 0-4 | 17-20 | 12-24-36 | 11 | 20 | 15 | 3 | 2 | 200 | 87 |
| First Half - FG: 500, 3-FG: .000, FT: .800 | | | | | | | | | | | |

| Florida | Total FG-A | 3-Pt. FG-A | FT-A | REB O-D-T | PF | AT | TO | BK | ST | MN | TP |
|--|------------|------------|------|-----------|----|----|----|----|----|-----|----|
| F-Lawrence, J. | 1-2 | 1-2 | 0-0 | 0-0-0 | 0 | 0 | 0 | 0 | 0 | 14 | 3 |
| F-Jones | 0-3 | 0-0 | 0-0 | 1-1-2 | 1 | 2 | 0 | 0 | 1 | 15 | 0 |
| C-Schintzius | 3-10 | 0-0 | 0-0 | 2-9-11 | 5 | 3 | 2 | 3 | 1 | 29 | 6 |
| G-Moten | 7-18 | 1-7 | 3-4 | 2-0-2 | 3 | 2 | 1 | 0 | 4 | 35 | 18 |
| G-Maxwell | 11-23 | 3-6 | 0-0 | 3-1-4 | 1 | 0 | 4 | 0 | 1 | 35 | 25 |
| Montgomery | 0-0 | 0-0 | 0-0 | 0-0-0 | 0 | 2 | 0 | 1 | 0 | 10 | 0 |
| Lawrence, P. | 5-9 | 4-6 | 0-0 | 4-0-4 | 3 | 3 | 0 | 0 | 1 | 25 | 14 |
| McClary | 2-6 | 0-0 | 3-4 | 2-4-6 | 4 | 1 | 3 | 2 | 0 | 22 | 7 |
| Capers | 1-1 | 0-0 | 0-0 | 1-0-1 | 0 | 0 | 1 | 0 | 1 | 6 | 2 |
| Lett | 2-2 | 1-1 | 1-2 | 1-0-1 | 2 | 0 | 0 | 0 | 0 | 9 | 6 |
| Team | | | | 3-0-3 | | | | | | | |
| Totals | 32-74 | 10-22 | 7-10 | 19-15-34 | 19 | 13 | 11 | 6 | 9 | 200 | 81 |
| First Half - FG: 400, 3-FG: .444, FT: .833 | | | | | | | | | | | |

| Linescore | 1st | 2nd | Final | Attendance |
|-----------|-----|-----|-------|-----------------|
| Syracuse | 40 | 47 | 87 | 19,552 |
| Florida | 33 | 48 | 81 | Technical: None |

*Game vacated by NCAA

FLORIDA 85, PURDUE 66*

MARCH 15, 1987 • CARRIER DOME, SYRACUSE, N.Y.

Florida gained entry into its first "Sweet Sixteen" with an 85-66 victory over Big Ten Champion Purdue. The Gators used a big second half outscoring the Boilermakers 54-37, including a 26-7 run, to extend a slim two point half-time lead. Vernon Maxwell's 24 points and Dwayne Schintzius' 21 points supplied the main scoring punch for Florida. Reserve forward Melven Jones added 13 points and a Team-high six rebounds. The win increased the Gators' record to 23-10 and earned a trip to the East Regional finals.

| Purdue | Total FG-A | 3-Pt. FG-A | FT-A | REB O-D-T | PF | AT | TO | BK | ST | MN | TP |
|---|------------|------------|------|-----------|----|----|----|----|----|-----|----|
| F-Mitchell | 7-13 | 0-1 | 0-0 | 5-2-7 | 5 | 1 | 2 | 0 | 0 | 31 | 14 |
| F-Lee | 2-9 | 0-4 | 0-1 | 1-3-4 | 4 | 4 | 2 | 0 | 1 | 39 | 4 |
| C-McCants | 4-6 | 0-0 | 0-0 | 0-1-1 | 5 | 0 | 2 | 2 | 0 | 25 | 8 |
| G-Lewis | 7-18 | 1-7 | 0-0 | 3-2-5 | 2 | 3 | 3 | 0 | 3 | 40 | 15 |
| G-Stephens | 5-11 | 4-9 | 1-2 | 0-2-2 | 2 | 10 | 3 | 1 | 3 | 31 | 15 |
| Jones | 1-1 | 0-0 | 0-2 | 0-2-2 | 2 | 1 | 0 | 0 | 0 | 10 | 2 |
| Arnold | 1-1 | 0-0 | 4-6 | 0-2-2 | 1 | 0 | 0 | 0 | 0 | 11 | 6 |
| Jones | 0-0 | 0-0 | 0-0 | 0-0-0 | 0 | 0 | 1 | 0 | 0 | 6 | 0 |
| Scheffler | 1-1 | 0-0 | 0-0 | 0-1-1 | 0 | 0 | 0 | 0 | 0 | 4 | 2 |
| Fisher | 0-0 | 0-0 | 0-0 | 0-0-0 | 0 | 0 | 0 | 0 | 0 | 3 | 0 |
| Team | | | | 7 | | | | | | | |
| Totals | 28-60 | 5-21 | 5-11 | 9-15-31 | 21 | 19 | 13 | 3 | 7 | 200 | 66 |
| First Half - FG: 12-25 (.480), 3-FG: 2-7 (.286), FT: 3-6 (.500) | | | | | | | | | | | |

| Florida | Total FG-A | 3-Pt. FG-A | FT-A | REB O-D-T | PF | AT | TO | BK | ST | MN | TP |
|---|------------|------------|-------|-----------|----|----|----|----|----|-----|----|
| F-Capers | 1-2 | 0-0 | 2-2 | 2-0-2 | 3 | 1 | 1 | 0 | 0 | 16 | 4 |
| F-Lawrence, J. | 3-6 | 1-4 | 0-0 | 1-3-4 | 1 | 3 | 0 | 0 | 0 | 24 | 7 |
| C-Schintzius | 7-10 | 0-0 | 7-8 | 0-4-4 | 2 | 6 | 0 | 1 | 0 | 29 | 21 |
| G-Maxwell | 9-20 | 3-4 | 3-5 | 0-5-5 | 4 | 4 | 3 | 0 | 1 | 37 | 24 |
| G-Moten | 1-7 | 1-4 | 2-2 | 0-3-3 | 0 | 5 | 2 | 0 | 2 | 24 | 5 |
| McClary | 2-3 | 0-0 | 0-0 | 1-3-4 | 2 | 2 | 3 | 0 | 0 | 11 | 2 |
| Lawrence, P. | 2-3 | 1-2 | 0-0 | 0-0-0 | 1 | 1 | 0 | 0 | 0 | 9 | 5 |
| Montgomery | 2-2 | 0-0 | 0-0 | 0-1-1 | 2 | 4 | 2 | 0 | 1 | 18 | 4 |
| Jones | 6-6 | 0-0 | 1-2 | 2-4-6 | 0 | 0 | 0 | 0 | 2 | 24 | 13 |
| Lett | 0-2 | 0-1 | 0-0 | 0-0-0 | 0 | 0 | 0 | 0 | 0 | 8 | 0 |
| Team | | | | 8 | | | | | | | |
| Totals | 32-60 | 6-15 | 15-19 | 6-23-37 | 15 | 26 | 11 | 1 | 6 | 200 | 85 |
| First Half - FG: 14-33 (.424), 3-FG: 3-8 (.375), FT: 0-0 (.000) | | | | | | | | | | | |

| Linescore | 1st | 2nd | Final | Attendance |
|-----------|-----|-----|-------|-----------------|
| Purdue | 29 | 37 | 66 | 19,990 |
| Florida | 31 | 54 | 85 | Technical: None |

*Game vacated by NCAA

FLORIDA 62, ST. JOHN'S 59*

MARCH 17, 1988 • HUNTSMAN CENTER, SALT LAKE CITY, UTAH

Florida guard Vernon Maxwell scored the Gators' last eight points of the game including a three-point play with seven seconds remaining for the win over St. John's. Florida jumped to a 10-point lead at the half, getting a boost from freshman forward Dwayne Davis off the bench. Davis finished with 13 points and five rebounds. With just seven players, Florida struggled through the final 20 minutes as St. John's, riding the scoring of Shelton Jones, Boo Harvey and Matt Brust, tied the game at 59 with 15 seconds to play. After Maxwell's final shot, St. John's was only left with a desperation three-point attempt.

| St. John's | Total FG-A | 3-Pt. FG-A | FT-A | REB O-D-T | PF | AT | TO | BK | ST | MN | TP |
|--|------------|------------|------|-----------|----|----|----|----|----|-----|----|
| F-Brust | 6-11 | 0-0 | 0-0 | 2-2-4 | 2 | 3 | 1 | 0 | 0 | 40 | 12 |
| F-Jones | 8-16 | 0-0 | 1-2 | 0-9-9 | 2 | 1 | 2 | 3 | 4 | 40 | 17 |
| C-Baldi | 3-4 | 0-0 | 0-0 | 1-2-3 | 2 | 0 | 2 | 0 | 1 | 27 | 6 |
| G-Harvey | 7-12 | 0-1 | 0-0 | 0-2-2 | 2 | 6 | 2 | 0 | 1 | 38 | 14 |
| G-Porter | 2-6 | 0-2 | 0-0 | 0-4-4 | 4 | 6 | 1 | 1 | 2 | 33 | 4 |
| Williams | 1-2 | 0-0 | 4-6 | 1-3-4 | 4 | 0 | 3 | 0 | 0 | 15 | 6 |
| Lewis | 0-2 | 0-0 | 0-0 | 0-0-0 | 1 | 0 | 0 | 0 | 0 | 7 | 0 |
| Team | | | | 0-0-0 | | | | | | | |
| Totals | 27-53 | 0-3 | 5-8 | 4-22-26 | 17 | 16 | 11 | 4 | 8 | 200 | 59 |
| First Half - FG: 423, 3-FG: .000, FT: .500 | | | | | | | | | | | |

| Florida | Total FG-A | 3-Pt. FG-A | FT-A | REB O-D-T | PF | AT | TO | BK | ST | MN | TP |
|--------------|------------|------------|------|-----------|----|----|----|----|----|----|----|
| F-Lawrence | 4-8 | 1-4 | 0-0 | 1-5-6 | 1 | 0 | 0 | 1 | 0 | 31 | 9 |
| F-Chalman | 5-13 | 0-0 | 1-2 | 3-3-6 | 2 | 2 | 2 | 0 | 2 | 35 | 11 |
| C-Schintzius | 3-7 | 0-0 | 2-3 | 1-4-5 | 2 | 1 | 1 | 0 | 0 | 25 | 8 |
| G-Maxwell | 5-15 | 2-4 | 6-8 | 2-5-7 | 1 | 6 | 5 | 0 | 2 | 37 | 18 |
| G-Lett | 1-3 | 0-1 | 1-2 | 1-0-1 | 1 | 3 | 4 | 0 | 2 | 33 | 3 |
| Jenkins | 0-2 | 0-0 | 0-0 | 0-0-0 | 0 | 2 | 0 | 0 | 0 | 10 | 0 |
| Davis | 6-8 | 0-0 | 1-2 | 2-3-5 | 2 | 1 | 0 | 1 | 0 | 29 | 13 |

FLORIDA BASKETBALL NCAA RECAPS

MICHIGAN 108, FLORIDA 85*

MARCH 19, 1988 • HUNTSMAN CENTER, SALT LAKE CITY, UTAH

Michigan forward Glen Rice scored 39 points and the Wolverines shot 65 percent for the game as the Wolverines ended Florida's season at 23-12. The 108 points was the most scored against a Gator team since the opening of the 1979-80 season in a 112-81 loss to LSU. The bright spots for Florida included a 23 point, 10 assist performance from Vernon Maxwell and freshman Dwayne Davis adding 21 points to go along with 17 points from Dwayne Schintzius. Michigan dominated the rebounding battle 42-26 with Loy Vaught leading the way with 15.

| Michigan | Total FG-A | 3-Pt. FG-A | FT-A | REB O-D-T | PF | AT | TO | BK | ST | MN | TP |
|------------|------------|------------|-------|-----------|----|----|----|----|----|-----|-----|
| F-Rice | 16-24 | 3-3 | 4-4 | 1-4-5 | 3 | 5 | 0 | 1 | 2 | 36 | 39 |
| F-Mills | 7-11 | 0-0 | 2-2 | 2-7-9 | 1 | 2 | 0 | 1 | 0 | 29 | 16 |
| C-Vaught | 9-11 | 0-0 | 4-4 | 5-10-15 | 3 | 1 | 2 | 0 | 0 | 28 | 22 |
| G-Robinson | 3-4 | 0-0 | 2-4 | 0-1-1 | 5 | 7 | 3 | 0 | 2 | 24 | 8 |
| G-Grant | 7-11 | 2-3 | 3-5 | 0-3-3 | 3 | 11 | 3 | 0 | 1 | 34 | 19 |
| Griffin | 0-1 | 0-0 | 0-0 | 2-2-4 | 3 | 2 | 2 | 0 | 0 | 19 | 0 |
| Taylor | 0-1 | 0-0 | 0-0 | 1-1-2 | 1 | 1 | 0 | 0 | 0 | 3 | 0 |
| Stoyko | 0-0 | 0-0 | 0-0 | 0-0-0 | 0 | 0 | 0 | 0 | 0 | 3 | 0 |
| Oosterban | 0-0 | 0-0 | 0-0 | 0-1-1 | 2 | 1 | 0 | 0 | 0 | 6 | 0 |
| Hughes | 2-5 | 0-0 | 0-0 | 0-1-1 | 3 | 0 | 1 | 0 | 0 | 18 | 4 |
| Team | | | | 0-1-1 | | | | | | | |
| Totals | 44-68 | 5-6 | 15-19 | 11-31-42 | 24 | 30 | 11 | 2 | 5 | 200 | 108 |

First Half - FG: 684, 3-FG: 667, FT: 000

| Florida | Total FG-A | 3-Pt. FG-A | FT-A | REB O-D-T | PF | AT | TO | BK | ST | MN | TP |
|--------------|------------|------------|-------|-----------|----|----|----|----|----|-----|----|
| F-Lawrence | 2-3 | 0-0 | 0-1 | 0-0-0 | 0 | 2 | 0 | 0 | 0 | 20 | 4 |
| F-Chatman | 3-10 | 0-0 | 1-2 | 0-2-2 | 1 | 3 | 2 | 0 | 3 | 34 | 7 |
| C-Schintzius | 8-18 | 0-1 | 1-2 | 4-5-9 | 3 | 2 | 1 | 1 | 0 | 36 | 17 |
| G-Montgomery | 1-2 | 0-1 | 0-1 | 1-3-4 | 3 | 6 | 3 | 0 | 0 | 20 | 2 |
| G-Maxwell | 8-16 | 3-6 | 4-7 | 0-0-0 | 2 | 10 | 1 | 0 | 0 | 38 | 23 |
| Jenkins | 0-1 | 0-1 | 0-0 | 0-1-1 | 1 | 0 | 1 | 0 | 0 | 5 | 0 |
| Lett | 3-6 | 0-2 | 5-8 | 2-0-2 | 3 | 1 | 1 | 1 | 1 | 20 | 11 |
| Davis | 8-10 | 0-0 | 5-8 | 2-5-7 | 2 | 1 | 0 | 2 | 0 | 26 | 21 |
| Gurley | 0-1 | 0-0 | 0-0 | 0-0-0 | 0 | 0 | 0 | 0 | 0 | 1 | 0 |
| Team | | | | 0-1-1 | | | | | | | |
| Totals | 33-67 | 3-12 | 16-30 | 9-17-26 | 15 | 25 | 9 | 4 | 4 | 200 | 85 |

First Half - FG: 441, 3-FG: 250, FT: 667

| Linescore | 1st | 2nd | Final | Attendance | Technical: |
|-----------|-----|-----|-------|------------|------------|
| Michigan | 54 | 54 | 108 | 13,777 | None |
| Florida | 35 | 50 | 85 | | |

*Game vacated by NCAA

FLORIDA 64, JAMES MADISON 62

MARCH 17, 1994 • NASSAU COLISEUM, UNIONDALE, N.Y.

Dan Cross' running one-handed layup with 7.2 seconds to play lifted third-seeded Florida over 14th-seeded James Madison 64-62 in the first round of the NCAA Tournament. The Gators, making their fourth NCAA Tournament appearance in school history, struggled in the first half, scoring a season-low 18 points, shooting 30 percent from the field and going seven-plus minutes without a point. Florida came back to shoot 55 percent in the second period and outscore JMU 46-40. Back-up guard Greg Williams' three-pointer with 48 seconds to play gave UF a 62-60 advantage until two JMU free throws tied the game before Cross' shot.

| James Madison | Total FG-A | 3-Pt. FG-A | FT-A | REB O-D-T | PF | AT | TO | BK | ST | MN | TP |
|---------------|------------|------------|-------|-----------|----|----|----|----|----|-----|----|
| F-Rowe | 0-4 | 0-1 | 3-8 | 1-6-7 | 4 | 3 | 2 | 1 | 0 | 26 | 3 |
| F-Ritter | 12-19 | 1-3 | 2-2 | 0-2-2 | 3 | 1 | 2 | 1 | 1 | 25 | 27 |
| C-Robinson | 0-0 | 0-0 | 0-0 | 0-1-1 | 4 | 0 | 1 | 0 | 1 | 15 | 0 |
| G-Culuko | 1-4 | 1-3 | 3-3 | 3-4-7 | 4 | 0 | 1 | 0 | 0 | 33 | 6 |
| G-Leonard | 3-11 | 2-7 | 2-3 | 2-5-7 | 2 | 4 | 4 | 0 | 0 | 37 | 10 |
| McLinton | 4-12 | 2-4 | 4-5 | 1-2-3 | 1 | 1 | 2 | 0 | 1 | 28 | 14 |
| Venson | 0-5 | 0-1 | 0-0 | 2-0-2 | 1 | 0 | 0 | 0 | 0 | 16 | 0 |
| Lott | 0-2 | 0-0 | 0-2 | 3-2-5 | 1 | 0 | 0 | 0 | 0 | 14 | 0 |
| Culicerto | 1-1 | 0-0 | 0-1 | 0-0-0 | 0 | 0 | 0 | 0 | 1 | 6 | 2 |
| Team | | | | 2-4-6 | | | | | | | |
| Totals | 21-58 | 6-19 | 14-24 | 14-26-40 | 20 | 9 | 12 | 2 | 4 | 200 | 62 |

First Half - FG: 6-27 (.222), 3-FG: 2-10 (.200), FT: 8-18 (.444)

| Florida | Total FG-A | 3-Pt. FG-A | FT-A | REB O-D-T | PF | AT | TO | BK | ST | MN | TP |
|------------|------------|------------|-------|-----------|----|----|----|----|----|-----|----|
| F-Thompson | 4-8 | 0-0 | 0-2 | 3-1-4 | 1 | 1 | 0 | 0 | 0 | 20 | 8 |
| F-DeClerca | 2-5 | 0-0 | 2-3 | 1-8-9 | 4 | 0 | 1 | 2 | 1 | 29 | 6 |
| C-Hill | 1-4 | 0-0 | 0-2 | 0-1-1 | 3 | 0 | 2 | 0 | 0 | 19 | 3 |
| G-Brown | 6-13 | 3-8 | 0-2 | 1-3-4 | 0 | 0 | 1 | 0 | 2 | 38 | 15 |
| G-Cross | 6-13 | 0-2 | 4-6 | 0-4-4 | 3 | 3 | 3 | 0 | 1 | 36 | 16 |
| Anderson | 1-5 | 0-2 | 2-2 | 1-3-4 | 4 | 0 | 1 | 1 | 0 | 11 | 4 |
| Williams | 2-3 | 1-1 | 3-4 | 0-2-2 | 0 | 0 | 1 | 0 | 0 | 14 | 8 |
| Kuisma | 1-2 | 0-1 | 0-0 | 1-2-3 | 1 | 0 | 2 | 1 | 0 | 14 | 2 |
| Mickens | 0-0 | 0-0 | 0-0 | 0-0-0 | 1 | 0 | 0 | 0 | 0 | 2 | 0 |
| Dyrkolbotn | 1-3 | 0-0 | 0-0 | 2-1-3 | 2 | 0 | 1 | 1 | 1 | 17 | 2 |
| Team | | | | 1-3-4 | | | | | | | |
| Totals | 24-56 | 4-14 | 12-21 | 10-28-38 | 19 | 4 | 12 | 5 | 5 | 200 | 64 |

First Half - FG: 8-27 (.296), 3-FG: 0-5 (.000), FT: 2-4 (.500)

| Linescore | 1st | 2nd | Final | Attendance | Technical: |
|---------------|-----|-----|-------|------------|------------|
| James Madison | 22 | 40 | 62 | 16,204 | None |
| Florida | 18 | 46 | 64 | | |

COLORADO STATE 68, FLORIDA 46

MARCH 17, 1989 • REUNION ARENA, DALLAS, TEXAS

In its third trip to the NCAA tournament in school history, a weary Florida team ended its season with a 68-46 loss to Colorado State in the first round of NCAA action at Reunion Arena in Dallas. The Gators finished with a 21-13 record. Colorado State used a patient offense and sagging 2-3 zone defense to down the Gators. Florida was held to 39 percent shooting and its lowest point total of the year. Joel Tribelhorn scored 20 points, including four three pointers, to lead the way. Center Dwayne Schintzius was the only Gator in double figures with 14 points.

| Colorado State | Total FG-A | 3-Pt. FG-A | FT-A | REB O-D-T | PF | AT | TO | BK | ST | MN | TP |
|----------------|------------|------------|-------|-----------|----|----|----|----|----|-----|----|
| F-Durham | 7-13 | 0-0 | 2-4 | 0-4-4 | 1 | 1 | 4 | 2 | 1 | 37 | 16 |
| F-Anderson | 3-4 | 1-2 | 2-2 | 1-1-2 | 1 | 3 | 4 | 0 | 1 | 34 | 9 |
| C-Frieauff | 1-4 | 0-0 | 1-5 | 1-1-2 | 3 | 5 | 0 | 1 | 2 | 32 | 3 |
| G-Tribelhorn | 7-12 | 4-6 | 2-2 | 1-0-1 | 0 | 2 | 2 | 0 | 3 | 35 | 20 |
| G-Shippen | 2-3 | 2-2 | 2-2 | 0-4-4 | 0 | 3 | 0 | 0 | 0 | 28 | 8 |
| Michael | 0-0 | 0-0 | 0-0 | 0-0-0 | 0 | 1 | 0 | 0 | 0 | 2 | 0 |
| Iryon | 1-4 | 0-1 | 0-1 | 2-2-4 | 2 | 1 | 1 | 0 | 1 | 15 | 2 |
| Molynaux | 0-0 | 0-0 | 0-1 | 0-0-0 | 0 | 0 | 1 | 1 | 0 | 2 | 0 |
| Hines | 0-1 | 0-0 | 2-2 | 0-1-1 | 0 | 0 | 0 | 0 | 0 | 2 | 2 |
| Larson | 1-1 | 0-0 | 0-0 | 1-0-1 | 0 | 0 | 0 | 0 | 0 | 1 | 2 |
| Sharp | 1-1 | 0-0 | 0-0 | 1-3-4 | 2 | 0 | 0 | 0 | 0 | 11 | 2 |
| Manna | 1-1 | 0-0 | 2-2 | 0-1-1 | 1 | 0 | 0 | 0 | 0 | 1 | 4 |
| Team | | | | 0-2-2 | | | | | | | |
| Totals | 24-44 | 7-11 | 13-21 | 7-19-26 | 10 | 16 | 12 | 4 | 8 | 200 | 68 |

First Half - FG: 571, 3-FG: 571, FT: 600

| Florida | Total FG-A | 3-Pt. FG-A | FT-A | REB O-D-T | PF | AT | TO | BK | ST | MN | TP |
|--------------|------------|------------|------|-----------|----|----|----|----|----|-----|----|
| F-Chatman | 4-12 | 0-1 | 0-0 | 3-4-7 | 2 | 2 | 4 | 0 | 1 | 36 | 8 |
| F-Kerr | 1-4 | 0-1 | 0-0 | 1-1-2 | 4 | 0 | 1 | 0 | 0 | 11 | 2 |
| C-Schintzius | 7-13 | 0-0 | 0-0 | 1-7-8 | 3 | 3 | 6 | 1 | 1 | 36 | 14 |
| G-Garcia | 2-4 | 0-1 | 0-0 | 1-0-1 | 2 | 3 | 2 | 0 | 0 | 26 | 4 |
| G-Lett | 1-7 | 1-5 | 0-0 | 1-1-2 | 2 | 4 | 3 | 0 | 1 | 34 | 3 |
| Ramirez | 0-1 | 0-1 | 0-0 | 0-0-0 | 0 | 0 | 1 | 0 | 0 | 2 | 0 |
| Turner | 0-0 | 0-0 | 0-0 | 0-0-0 | 1 | 0 | 0 | 0 | 0 | 2 | 0 |
| Hogan | 1-4 | 0-3 | 0-0 | 1-1-2 | 2 | 2 | 0 | 0 | 2 | 18 | 2 |
| McKinnon | 1-4 | 0-1 | 2-2 | 0-0-0 | 1 | 0 | 0 | 0 | 0 | 5 | 4 |
| Davis | 4-5 | 0-0 | 1-2 | 3-3-6 | 3 | 0 | 1 | 1 | 2 | 30 | 9 |
| Team | | | | 1-2-3 | | | | | | | |
| Totals | 21-54 | 1-13 | 3-4 | 12-19-31 | 20 | 14 | 18 | 2 | 7 | 200 | 46 |

First Half - FG: 400, 3-FG: 250, FT: 500

| Linescore | 1st | 2nd | Final | Attendance | Technical: |
|----------------|-----|-----|-------|------------|------------|
| Colorado State | 31 | 37 | 68 | 8,711 | None |
| Florida | 22 | 24 | 46 | | |

FLORIDA 70, PENN 58

MARCH 19, 1994 • NASSAU COLISEUM, UNIONDALE, N.Y.

Florida ended Pennsylvania's 16-game winning streak and in turn advanced to the NCAA Tournament's Sweet 16 with a 70-58 victory before a partisan Penn crowd at the Nassau Coliseum. It was Florida's second trip in school history to the Sweet 16. Dan Cross scored 22 points, including all 10 of his free throw attempts, Dametri Hill chipped in 16 points and Craig Brown hit consecutive three-pointers which gave UF a 52-43 lead with 7:43 to play. Florida was able to hit free throws down the stretch to seal the victory. The Gators held the Quakers to 31 percent shooting overall and eight-of-27 from three-point range.

| Penn | Total FG-A | 3-Pt. FG-A | FT-A | REB O-D-T | PF | AT | TO | BK | ST | MN | TP |
|-----------|------------|------------|-------|-----------|----|----|----|----|----|-----|----|
| F-Pierce | 4-12 | 1-5 | 1-2 | 6-3-9 | 5 | 1 | 3 | 0 | 3 | 31 | 10 |
| F-Trice | 1-4 | 0-1 | 3-3 | 3-1-4 | 4 | 0 | 3 | 0 | 1 | 27 | 5 |
| C-Moore | 1-4 | 1-4 | 1-1 | 2-3-5 | 2 | 1 | 2 | 1 | 0 | 26 | 4 |
| G-Maloney | 4-21 | 2-16 | 0-1 | 1-1-2 | 2 | 2 | 2 | 0 | 3 | 36 | 10 |
| G-Allen | 7-15 | 4-9 | 5-7 | 1-4-5 | 3 | 3 | 4 | 0 | 1 | 38 | 23 |
| Moxley | 0-0 | 0-0 | 0-0 | 0-0-0 | 0 | 0 | 0 | 0 | 0 | 1 | 0 |
| Baratta | 3-4 | 0-0 | 0-0 | 2-1-3 | 4 | 0 | 0 | 0 | 0 | 13 | 6 |
| Kegler | 0-2 | 0-1 | 0-0 | 0-1-1 | 1 | 0 | 0 | 0 | 1 | 13 | 0 |
| Krug | 0-3 | 0-1 | 0-0 | 1-2-3 | 0 | 0 | 1 | 0 | 0 | 14 | 0 |
| Guthrie | 0-0 | 0-0 | 0-0 | 0-0-0 | 0 | 0 | 0 | 0 | 0 | 1 | 0 |
| Team | | | | 3-2-5 | | | | | | | |
| Totals | 20-65 | 8-37 | 10-14 | 19-18-37 | 21 | 7 | 15 | 1 | 9 | 200 | 58 |

First Half - FG: 8-28 (.286), 3-FG: 5-17 (.294), FT: 2-4 (.500)

| Florida | Total FG-A | 3-Pt. FG-A | FT-A | REB O-D-T | PF | AT | TO | BK | ST | MN | TP |
|------------|------------|------------|-------|-----------|----|----|----|----|----|-----|----|
| F-Thompson | 3-5 | 0-0 | 0-0 | 2-1-3 | 1 | 1 | 0 | 0 | 0 | 17 | 6 |
| F-DeClerca | 1-3 | 0-0 | 0-0 | 1-8-9 | 4 | 0 | 3 | 0 | 2 | 32 | 2 |
| C-Hill | 5-8 | 0-0 | 6-9 | 1-3-4 | 4 | 0 | 4 | 0 | 0 | 27 | 16 |
| G-Brown | 3-11 | 3-7 | 2-2 | 0-4-4 | 2 | 2 | 3 | 0 | 2 | 35 | 11 |
| G-Cross | 6-10 | 0-0 | 10-10 | 0-6-6 | 3 | 4 | 4 | 0 | 2 | 32 | 22 |
| Anderson | 0-1 | 0-1 | 5-8 | 1-4-5 | 2 | 1 | 0 | 2 | 0 | 22 | 5 |
| Williams | 0-2 | 0-2 | 0-0 | 0-0-0 | 0 | 1 | 0 | 1 | 0 | 12 | 0 |
| Kuisma | 1-2 | 1-2 | 0-0 | 0-1-1 | 2 | 0 | 1 | 0 | 0 | 8 | 3 |
| Bates | 1-1 | 1-1 | 0-0 | 0-0-0 | 0 | 0 | 0 | 0 | 0 | 1 | 3 |
| Mickens | 0-0 | 0-0 | 0-0 | 0-0-0 | 0 | 0 | 0 | 0 | 0 | 1 | 0 |
| Griffiths | 0-0 | 0-0 | 0-0 | 0-0-0 | 0 | 0 | 0 | 0 | 0 | 1 | 0 |
| Dyrkolbotn | 0-1 | 0-0 | 2-2 | 1-1-2 | 0 | 0 | 2 | 0 | 0 | 12 | 2 |
| Team | | | | 2-1-3 | | | | | | | |
| Totals | 20-44 | 5-13 | 25-31 | 8-29-37 | 18 | 9 | 17 | 3 | 6 | 200 | 70 |

First Half - FG: 10-24 (.417), 3-FG: 2-6 (.333), FT: 3-4 (.750)

| Linescore | 1st | 2nd | Final | Attendance | Technical: |
|-----------|-----|-----|-------|------------|------------|
| Penn | 23 | 35 | 58 | 16,204 | None |
| Florida | 25 | 45 | 70 | | |

FLORIDA BASKETBALL NCAA RECAPS

FLORIDA 69, CONNECTICUT 60 (OT)

MARCH 25, 1994 • MIAMI ARENA, MIAMI, FLA.

Craig Brown's three-pointer with 1:09 to play in overtime gave the Gators an insurmountable 62-58 lead and a first-time berth in the NCAA Tournament's Elite Eight. Third-seeded and 14th-ranked Florida goes on to post a 69-60 victory over second-seeded and No. 4 Connecticut. Trailing 34-28 at the half, UF outscored UConn 29-23 over the final 20 minutes and 12-3 in the overtime period. Florida found a way to win despite shooting 37 percent from the field for the game and trailing by as many as 10 points in the second half.

| Connecticut | Total FG-A | 3-Pt. FG-A | FT-A | REB O-D-T | PF | AT | TO | BK | ST | MN | TP |
|-----------------|------------|------------|-------|-----------|----|----|----|----|----|-----|----|
| F-Marshall, DY. | 3-7 | 0-2 | 4-4 | 2-1-3 | 3 | 1 | 2 | 0 | 1 | 30 | 10 |
| F-Marshall, DL. | 5-13 | 0-5 | 6-10 | 1-12-13 | 1 | 3 | 4 | 4 | 0 | 44 | 16 |
| C-Hayward | 0-0 | 0-0 | 0-0 | 1-2-3 | 2 | 0 | 4 | 1 | 0 | 15 | 0 |
| G-Dillie | 1-6 | 0-2 | 4-4 | 0-4-4 | 1 | 8 | 4 | 0 | 1 | 39 | 6 |
| G-Sheffer | 7-16 | 2-6 | 2-2 | 1-4-5 | 2 | 3 | 5 | 1 | 4 | 39 | 18 |
| Knight | 3-5 | 0-0 | 0-2 | 2-4-6 | 5 | 0 | 0 | 3 | 0 | 27 | 6 |
| Allen | 1-5 | 0-2 | 0-0 | 1-3-4 | 3 | 0 | 2 | 0 | 0 | 20 | 2 |
| Johnson | 1-2 | 0-0 | 0-0 | 2-0-2 | 1 | 0 | 1 | 0 | 0 | 5 | 2 |
| King | 0-0 | 0-0 | 0-0 | 0-0-0 | 2 | 0 | 1 | 1 | 0 | 2 | 0 |
| Willingham | 0-0 | 0-0 | 0-0 | 0-1-1 | 0 | 0 | 0 | 0 | 0 | 0 | 0 |
| Fair | 0-1 | 0-0 | 0-0 | 0-0-0 | 0 | 0 | 0 | 0 | 0 | 4 | 0 |
| Team | | | 1-1-2 | | | | | | | | |
| Totals | 21-55 | 2-17 | 16-22 | 11-32-43 | 20 | 15 | 23 | 10 | 6 | 225 | 60 |

First Half - FG: 15-29 (.517), 3-FG: 2-9 (.222), FT: 2-4 (.500)

| Florida | Total FG-A | 3-Pt. FG-A | FT-A | REB O-D-T | PF | AT | TO | BK | ST | MN | TP |
|------------|------------|------------|-------|-----------|----|----|----|----|----|-----|----|
| F-Thompson | 2-7 | 0-0 | 0-1 | 0-3-3 | 0 | 2 | 2 | 0 | 2 | 22 | 4 |
| F-DeClercq | 4-8 | 0-0 | 1-2 | 3-3-6 | 4 | 2 | 3 | 0 | 2 | 30 | 9 |
| C-Hill | 5-12 | 0-1 | 5-7 | 3-2-5 | 2 | 0 | 2 | 0 | 1 | 39 | 15 |
| G-Brown | 7-14 | 2-5 | 1-2 | 1-8-9 | 1 | 4 | 3 | 0 | 0 | 41 | 17 |
| G-Cross | 5-14 | 0-2 | 7-11 | 1-3-4 | 4 | 4 | 2 | 0 | 4 | 43 | 17 |
| Dyrkolbotn | 1-2 | 0-0 | 0-0 | 1-0-1 | 1 | 1 | 1 | 0 | 0 | 6 | 2 |
| Anderson | 0-4 | 0-0 | 2-2 | 4-1-5 | 4 | 1 | 0 | 1 | 1 | 23 | 2 |
| Kuisma | 1-5 | 1-4 | 0-0 | 1-1-2 | 0 | 0 | 1 | 0 | 0 | 15 | 3 |
| Williams | 0-1 | 0-0 | 0-0 | 0-1-1 | 0 | 0 | 1 | 0 | 2 | 6 | 0 |
| Team | | | 1-3-4 | | | | | | | | |
| Totals | 25-67 | 3-12 | 16-25 | 15-25-40 | 16 | 14 | 16 | 1 | 12 | 225 | 69 |

First Half - FG: 12-32 (.375), 3-FG: 2-5 (.400), FT: 2-4 (.500)

| Linescore | 1st | 2nd | OT | Final | Attendance: |
|-------------|-----|-----|----|-------|------------------|
| Connecticut | 34 | 23 | 3 | 60 | 15,217 |
| Florida | 28 | 29 | 12 | 69 | Technicals: None |

DUKE 70, FLORIDA 65

APRIL 2, 1994 • CHARLOTTE COLISEUM, CHARLOTTE, N.C.

The best season to date in Gator basketball history came to a close, as Duke All-American Grant Hill delivers in the clutch to upend Florida 70-65. UF closed its 1993-94 campaign at 29-8, the winningest season in the 75 year history of the basketball program. The Gators garnered an all-time school best No. 4 national ranking in the final USA Today-CNN Poll. Florida making its first Final Four appearance, played Duke to the wire. With the Gators leading by 13 points, 45-32, early in the second half, Grant Hill sparked an 18-8 Blue Devil run with a pair of three-pointers to close the margin to three points, 53-50, with 12:49 to play. There were a total of 19 lead changes in the contest. Hill finished with 25 points and also put the clamps on Gator guard Craig Brown, who totaled eight points.

| Duke | Total FG-A | 3-Pt. FG-A | FT-A | REB O-D-T | PF | AT | TO | BK | ST | MN | TP |
|-----------|------------|------------|-------|-----------|----|----|----|----|----|-----|----|
| F-Lang | 3-6 | 0-0 | 6-6 | 2-3-5 | 3 | 0 | 1 | 0 | 0 | 28 | 12 |
| F-Hill | 8-13 | 3-4 | 6-8 | 0-6-6 | 2 | 5 | 7 | 2 | 0 | 40 | 25 |
| C-Parks | 4-11 | 0-0 | 3-4 | 3-8-11 | 1 | 2 | 3 | 3 | 2 | 40 | 11 |
| G-Capel | 3-10 | 2-4 | 1-1 | 0-3-3 | 3 | 0 | 3 | 0 | 0 | 33 | 9 |
| G-Collins | 1-4 | 0-3 | 0-0 | 0-1-1 | 0 | 1 | 1 | 0 | 0 | 24 | 2 |
| Clark | 3-6 | 2-3 | 0-0 | 1-2-3 | 4 | 3 | 0 | 1 | 4 | 24 | 8 |
| Meek | 0-1 | 0-0 | 3-4 | 1-1-2 | 1 | 0 | 0 | 0 | 0 | 10 | 3 |
| Newton | 0-0 | 0-0 | 0-0 | 0-0-0 | 2 | 0 | 1 | 0 | 0 | 1 | 0 |
| Team | | | 1-1-2 | | | | | | | | |
| Totals | 22-51 | 7-14 | 19-23 | 8-25-33 | 16 | 11 | 16 | 6 | 6 | 200 | 70 |

First Half - FG: 9-25 (.360), 3-FG: 3-7 (.429), FT: 11-13 (.846)

| Florida | Total FG-A | 3-Pt. FG-A | FT-A | REB O-D-T | PF | AT | TO | BK | ST | MN | TP |
|------------|------------|------------|-------|-----------|----|----|----|----|----|-----|----|
| F-Thompson | 1-3 | 0-0 | 2-4 | 1-2-3 | 4 | 0 | 3 | 0 | 1 | 20 | 4 |
| F-DeClercq | 7-11 | 0-1 | 0-2 | 3-4-7 | 2 | 1 | 4 | 1 | 1 | 29 | 14 |
| C-Hill | 6-17 | 0-0 | 4-6 | 4-5-9 | 1 | 3 | 2 | 0 | 2 | 30 | 16 |
| G-Brown | 3-9 | 2-3 | 0-0 | 3-3-6 | 1 | 5 | 1 | 0 | 3 | 35 | 8 |
| G-Cross | 3-14 | 2-5 | 2-4 | 1-5-6 | 2 | 8 | 3 | 0 | 2 | 39 | 10 |
| Kuisma | 0-2 | 0-0 | 2-2 | 1-0-1 | 1 | 0 | 1 | 0 | 0 | 12 | 2 |
| Anderson | 4-6 | 0-0 | 1-2 | 1-3-4 | 4 | 0 | 2 | 0 | 0 | 21 | 9 |
| Dyrkolbotn | 0-0 | 0-0 | 0-0 | 0-1-1 | 0 | 0 | 0 | 0 | 0 | 9 | 0 |
| Williams | 1-1 | 0-0 | 0-0 | 0-0-0 | 1 | 0 | 0 | 0 | 1 | 5 | 2 |
| Team | | | 3-1-4 | | | | | | | | |
| Totals | 25-63 | 4-9 | 11-20 | 17-24-41 | 16 | 17 | 16 | 1 | 10 | 200 | 65 |

First Half - FG: 13-27 (.481), 3-FG: 2-4 (.500), FT: 11-18 (.611)

| Linescore | 1st | 2nd | Final | Attendance: |
|-----------|-----|-----|-------|------------------|
| Duke | 32 | 38 | 70 | 23,674 |
| Florida | 39 | 26 | 65 | Technicals: None |

FLORIDA 74, BOSTON COLLEGE 66

MARCH 27, 1994 • MIAMI ARENA, MIAMI, FLA.

Florida upended Boston College 74-66 earning its first trip in school history to the Final Four. Gator senior guard Craig Brown, the East Regional's Most Outstanding Player, hit three consecutive three pointers in the game's final five minutes to take Florida from down three to up six. Andrew DeClercq, who is also named to the East Regional's All-Tournament Team, hits eight-of-11 shots from the floor to total 16 points, while hauling in 13 rebounds. Dan Cross scored 14 points while Dametri Hill added another 12 points. Florida shot 51 percent from the field while holding Boston College to 39 percent shooting.

| Boston College | Total FG-A | 3-Pt. FG-A | FT-A | REB O-D-T | PF | AT | TO | BK | ST | MN | TP |
|----------------|------------|------------|-------|-----------|----|----|----|----|----|-----|----|
| F-Abrams | 4-10 | 0-0 | 6-8 | 1-8-9 | 3 | 0 | 4 | 0 | 0 | 32 | 14 |
| F-Huckaby | 0-5 | 0-4 | 1-2 | 1-0-1 | 3 | 5 | 2 | 0 | 1 | 39 | 1 |
| C-Curley | 8-16 | 0-0 | 4-6 | 3-4-7 | 2 | 0 | 2 | 0 | 0 | 38 | 20 |
| G-Abram | 3-8 | 2-6 | 1-2 | 0-3-3 | 5 | 3 | 4 | 1 | 1 | 36 | 9 |
| G-Eisley | 4-11 | 2-5 | 9-9 | 0-4-4 | 2 | 5 | 4 | 0 | 3 | 40 | 19 |
| Grant | 1-1 | 0-0 | 0-0 | 0-0-0 | 0 | 0 | 0 | 0 | 0 | 3 | 2 |
| Molinsky | 0-0 | 0-0 | 0-0 | 0-1-1 | 0 | 0 | 0 | 0 | 0 | 5 | 0 |
| Hrobowski | 0-1 | 0-0 | 1-2 | 1-0-1 | 1 | 0 | 0 | 0 | 2 | 7 | 1 |
| Team | | | 3-0-3 | | | | | | | | |
| Totals | 20-52 | 4-15 | 22-29 | 9-20-29 | 16 | 13 | 16 | 1 | 7 | 200 | 66 |

First Half - FG: 11-25 (.440), 3-FG: 3-5 (.600), FT: 8-10 (.800)

| Florida | Total FG-A | 3-Pt. FG-A | FT-A | REB O-D-T | PF | AT | TO | BK | ST | MN | TP |
|------------|------------|------------|-------|-----------|----|----|----|----|----|-----|----|
| F-Thompson | 1-4 | 0-0 | 0-0 | 1-7-8 | 1 | 4 | 1 | 0 | 1 | 21 | 2 |
| F-DeClercq | 8-11 | 0-0 | 0-0 | 5-8-13 | 3 | 0 | 4 | 1 | 2 | 30 | 16 |
| C-Hill | 4-5 | 0-0 | 4-4 | 0-1-1 | 5 | 0 | 1 | 0 | 0 | 23 | 12 |
| G-Brown | 7-14 | 5-9 | 2-2 | 0-5-5 | 3 | 4 | 2 | 2 | 2 | 37 | 21 |
| G-Cross | 6-14 | 0-3 | 2-4 | 0-1-1 | 1 | 6 | 3 | 0 | 3 | 36 | 14 |
| Dyrkolbotn | 0-0 | 0-0 | 0-0 | 0-0-0 | 2 | 0 | 0 | 1 | 1 | 11 | 0 |
| Kuisma | 0-5 | 0-3 | 0-0 | 0-1-1 | 2 | 0 | 0 | 0 | 0 | 11 | 0 |
| Williams | 0-1 | 0-0 | 2-4 | 0-0-0 | 2 | 0 | 2 | 0 | 1 | 8 | 2 |
| Anderson | 3-3 | 0-0 | 1-2 | 2-2-4 | 2 | 3 | 2 | 0 | 2 | 19 | 7 |
| Mickens | 0-0 | 0-0 | 0-0 | 0-0-0 | 1 | 1 | 0 | 0 | 0 | 4 | 0 |
| Team | | | 2-3-5 | | | | | | | | |
| Totals | 29-57 | 5-15 | 11-16 | 10-28-38 | 22 | 18 | 16 | 4 | 12 | 200 | 74 |

First Half - FG: 16-31 (.516), 3-FG: 2-8 (.250), FT: 1-2 (.500)

| Linescore | 1st | 2nd | Final | Attendance: |
|----------------|-----|-----|-------|------------------|
| Boston College | 33 | 33 | 66 | 15,217 |
| Florida | 35 | 39 | 74 | Technicals: None |

IOWA STATE 64, FLORIDA 61

MARCH 17, 1995 • LEON COUNTY CIVIC CENTER, TALLAHASSEE, FLA.

Outscoring Florida 9-0 over the final four-plus minutes, seventh-seeded Iowa State defeated 10th-seeded Florida 64-61 in NCAA Tournament first round action. The Gators made their second straight NCAA Tournament appearance and ended their campaign at 17-13. Florida put four players in double-figures, as Greg Williams led the way with 16 points. Iowa State was paced by Julius Michalik who scored 12 of his game-high 17 points in the final 6:39 of the contest. The Gators held ISU leading scorer (20.3 ppg.) Fred Hoiberg to 5-of-13 shooting and 15 points. The Cyclones shot 51 percent from the field, while Florida converted 49 percent of its shots.

| Iowa State | Total FG-A | 3-Pt. FG-A | FT-A | REB O-D-T | PF | AT | TO | BK | ST | MN | TP |
|-------------|------------|------------|-------|-----------|----|----|----|----|----|-----|----|
| F-Hamilton | 0-0 | 0-0 | 0-0 | 0-3-3 | 2 | 0 | 2 | 2 | 0 | 23 | 0 |
| F-Beechum | 3-6 | 1-4 | 2-2 | 0-2-2 | 1 | 1 | 2 | 1 | 1 | 28 | 9 |
| C-Meyer | 4-6 | 0-0 | 1-2 | 2-8-10 | 4 | 2 | 4 | 0 | 0 | 33 | 9 |
| G-Kimbrough | 3-6 | 0-0 | 0-0 | 0-0-0 | 3 | 4 | 4 | 0 | 1 | 21 | 6 |
| G-Hoiberg | 5-13 | 1-6 | 4-5 | 1-6-7 | 2 | 2 | 0 | 0 | 2 | 40 | 15 |
| Hayes | 0-1 | 0-0 | 0-0 | 0-0-0 | 1 | 1 | 1 | 1 | 0 | 12 | 0 |
| Holloway | 2-3 | 0-0 | 4-4 | 0-0-0 | 1 | 3 | 2 | 0 | 1 | 19 | 8 |
| Michalik | 6-10 | 3-5 | 2-2 | 0-2-2 | 3 | 4 | 1 | 0 | 0 | 24 | 17 |
| Team | | | 0-0-0 | | | | | | | | |
| Totals | 23-45 | 5-15 | 13-15 | 3-21-24 | 17 | 17 | 16 | 4 | 5 | 200 | 64 |

First Half - FG: 11-23 (.478), 3-FG: 2-5 (.400), FT: 9-10 (.900)

| Florida | Total FG-A | 3-Pt. FG-A | FT-A | REB O-D-T | PF | AT | TO | BK | ST | MN | TP |
|----------------|------------|------------|-------|-----------|----|----|----|----|----|-----|----|
| F-Thompson | 5-7 | 0-0 | 0-1 | 2-3-5 | 2 | 1 | 3 | 0 | 1 | 26 | 10 |
| F-DeClercq | 5-9 | 0-1 | 0-1 | 1-4-5 | 3 | 1 | 2 | 0 | 2 | 37 | 10 |
| C-Hill | 5-9 | 0-0 | 1-1 | 2-1-3 | 3 | 0 | 2 | 0 | 0 | 31 | 11 |
| G-Williams, G. | 6-8 | 2-3 | 2-2 | 0-1-1 | 3 | 3 | 2 | 0 | 1 | 37 | 16 |
| G-Cross | 2-12 | 1-3 | 3-4 | 1-3-4 | 3 | 3 | 5 | 0 | 4 | 38 | 8 |
| Anderson | 2-3 | 0-0 | 0-0 | 0-0-0 | 1 | 0 | 0 | 1 | 1 | 11 | 4 |
| Williams, D. | 0-1 | 0-0 | 0-0 | 0-2-2 | 0 | 0 | 0 | 0 | 0 | 5 | 0 |
| Bates | 0-0 | 0-0 | 0-0 | 0-0-0 | 0 | 0 | 0 | 0 | 0 | 1 | 0 |
| Williams, L. | 0-2 | 0-0 | 0-0 | 0-0-0 | 1 | 0 | 0 | 0 | 0 | 3 | 0 |
| Mickens | 0-0 | 0-0 | 2-2 | 0-0-0 | 1 | 0 | 0 | 0 | 0 | 2 | 2 |
| Griffeths | 0-0 | 0-0 | 0-0 | 0-1-1 | 1 | 0 | 1 | 0 | 0 | 9 | 0 |
| Team | | | 0-2-2 | | | | | | | | |
| Totals | 25-51 | 3-7 | 8-11 | 6-17-22 | 18 | 8 | 15 | 1 | 9 | 200 | 61 |

First Half - FG: 13-23 (.565), 3-FG: 2-2 (1.000), FT: 8-9 (.889)

| Linescore | 1st | 2nd | Final | Attendance: |
|------------|-----|-----|-------|------------------|
| Iowa State | 33 | 31 | 64 | 10,981 |
| Florida | 36 | 25 | 61 | Technicals: None |

FLORIDA BASKETBALL NCAA RECAPS

FLORIDA 75, PENN 61

MARCH 11, 1999 • KEYARENA, SEATTLE, WASH.

The Gators overcame an 11-point halftime deficit to post the victory over Ivy League champion Pennsylvania in the NCAA First Round game. Brent Wright recorded his second career double-double with 15 points and 12 rebounds as UF outscored the Quakers 43-18 in the second half. Florida's defense shut down Penn's Jed Ryan, holding him scoreless in the second half after he connected for six treys and 22 points in the first half. Penn's largest lead was 13, marking the biggest deficit Florida has overcome under Donovan. With the win, the Gators improved to 3-3 in NCAA Tournament play when trailing at the half. After shooting just 57 percent (53-of-93) from the free throw line over the last four games, the Gators improved against Penn by going 23-of-32 (71.9 percent). Wright set Gator NCAA Tournament single-game records for free throw attempts (12) and steals (5).

| Penn | Total | 3-Pt. | FT-A | REB | PF | AT | TO | BK | ST | MN | TP |
|---------------|--------------|--------------|-------------|----------------|-----------|-----------|-----------|----------|----------|------------|-----------|
| | FG-A | FG-A | | O-D-T | | | | | | | |
| F-Ryan | 8-14 | 6-10 | 0-0 | 0-1-1 | 1 | 1 | 2 | 0 | 1 | 39 | 22 |
| F-Romanczuk | 0-3 | 0-0 | 0-3 | 4-3-7 | 5 | 3 | 5 | 0 | 3 | 23 | 0 |
| C-Owens | 0-0 | 0-0 | 3-6 | 0-5-5 | 5 | 0 | 0 | 2 | 0 | 18 | 3 |
| G-Langel | 6-8 | 4-6 | 0-0 | 0-0-0 | 0 | 3 | 3 | 0 | 0 | 36 | 16 |
| G-Jordan | 5-16 | 3-12 | 2-5 | 0-2-2 | 5 | 6 | 3 | 0 | 2 | 35 | 15 |
| Brown | 1-2 | 0-0 | 0-0 | 1-4-5 | 4 | 1 | 2 | 0 | 0 | 16 | 2 |
| Plummer | 1-5 | 1-4 | 0-0 | 0-2-2 | 3 | 1 | 1 | 0 | 0 | 19 | 3 |
| Sullivan | 0-1 | 0-0 | 0-0 | 0-1-1 | 1 | 2 | 1 | 0 | 0 | 11 | 0 |
| Sanger | 0-0 | 0-0 | 0-0 | 0-1-1 | 0 | 0 | 0 | 0 | 0 | 3 | 0 |
| Team | | | | 2-2-4 | | | | | | | |
| Totals | 21-49 | 14-32 | 5-14 | 7-21-28 | 24 | 17 | 17 | 2 | 6 | 200 | 61 |

First Half - FG: 15-27 (.556), 3-FG: 11-17 (.647), FT: 2-7 (.286)

| Florida | Total | 3-Pt. | FT-A | REB | PF | AT | TO | BK | ST | MN | TP |
|---------------|--------------|-------------|--------------|-----------------|-----------|-----------|-----------|----------|----------|------------|-----------|
| | FG-A | FG-A | | O-D-T | | | | | | | |
| F-Wright | 4-7 | 0-1 | 7-12 | 4-8-12 | 1 | 0 | 2 | 0 | 5 | 35 | 15 |
| F-Parker | 2-5 | 0-0 | 1-2 | 4-1-5 | 3 | 1 | 1 | 1 | 0 | 13 | 5 |
| C-Stolt | 2-7 | 1-4 | 0-0 | 0-3-3 | 2 | 1 | 0 | 0 | 1 | 33 | 5 |
| G-Shannon | 1-2 | 1-2 | 7-8 | 0-0-0 | 4 | 4 | 0 | 0 | 1 | 25 | 10 |
| G-Weeks | 4-10 | 3-6 | 0-0 | 1-4-5 | 1 | 3 | 2 | 0 | 0 | 28 | 11 |
| Dupay | 4-5 | 2-3 | 4-4 | 0-1-1 | 1 | 1 | 2 | 0 | 0 | 25 | 14 |
| Miller | 5-11 | 1-2 | 4-6 | 2-5-7 | 0 | 1 | 1 | 0 | 2 | 26 | 15 |
| Halton | 0-0 | 0-0 | 0-0 | 1-0-1 | 0 | 0 | 0 | 0 | 0 | 3 | 0 |
| Haslem | 0-3 | 0-0 | 0-0 | 1-1-2 | 4 | 0 | 5 | 0 | 0 | 12 | 0 |
| Team | | | | 1-1-2 | | | | | | | |
| Totals | 22-50 | 8-18 | 23-32 | 13-23-36 | 16 | 11 | 13 | 1 | 9 | 200 | 75 |

First Half - FG: 11-28 (.393), 3-FG: 5-13 (.385), FT: 5-9 (.556)

| Linescore | 1st | 2nd | Final | Attendance: |
|-----------|-----|-----|-------|------------------|
| Penn | 43 | 18 | 61 | 14,971 |
| Florida | 32 | 43 | 75 | Technicals: None |

GONZAGA 73, FLORIDA 72

MARCH 18, 1999 • AMERICA WEST ARENA, PHOENIX, ARIZ.

Gonzaga edged the Gators to advance into the West Region final against No. 1 seed Connecticut. The Bulldogs' Casey Calvary provided the game-winning point, leaping over UF's Brent Wright and tipping in a missed shot with 4.4 seconds left. The tight contest featured 14 ties or lead changes in the second half. Florida had one last chance, but Eddie Shannon's desperation three-pointer at the buzzer was long. The Gators managed to keep the game close despite shooting 25 percent from behind the arc (6-of-24). In the first half, Gonzaga built its biggest advantage, 26-13, before Florida stormed back to tie it at 27 with 3:11 left before intermission. The Gators finished the season with the fourth best win total (22) in school history and were just the sixth UF Team to win 20 games.

| Gonzaga | Total | 3-Pt. | FT-A | REB | PF | AT | TO | BK | ST | MN | TP |
|---------------|--------------|--------------|--------------|----------------|-----------|-----------|-----------|----------|-----------|------------|-----------|
| | FG-A | FG-A | | O-D-T | | | | | | | |
| F-Frahm | 6-10 | 5-8 | 0-0 | 0-5-5 | 3 | 4 | 3 | 0 | 1 | 30 | 17 |
| F-Calvar | 5-6 | 0-0 | 2-2 | 2-3-5 | 3 | 0 | 0 | 0 | 0 | 25 | 12 |
| C-Eaton | 2-6 | 0-0 | 1-2 | 0-4-4 | 4 | 1 | 1 | 1 | 1 | 22 | 5 |
| G-Hall | 2-5 | 1-3 | 2-6 | 0-1-1 | 1 | 4 | 6 | 0 | 5 | 33 | 7 |
| G-Santangelo | 3-13 | 2-6 | 3-4 | 0-2-2 | 2 | 7 | 3 | 0 | 2 | 35 | 11 |
| Floyd | 1-2 | 1-2 | 0-0 | 1-1-2 | 0 | 1 | 1 | 0 | 0 | 12 | 3 |
| Leasure | 2-3 | 1-1 | 0-0 | 0-1-1 | 0 | 0 | 2 | 0 | 0 | 10 | 5 |
| Spink | 1-3 | 0-0 | 0-0 | 2-1-3 | 1 | 0 | 0 | 0 | 0 | 6 | 2 |
| Nilson | 1-2 | 1-1 | 0-0 | 1-1-2 | 3 | 0 | 1 | 0 | 1 | 11 | 3 |
| Dench | 2-5 | 1-1 | 3-4 | 2-0-2 | 4 | 1 | 0 | 1 | 0 | 16 | 8 |
| Team | | | | 0-0-0 | | | | | | | |
| Totals | 25-55 | 12-22 | 11-18 | 8-19-27 | 21 | 18 | 17 | 2 | 10 | 200 | 73 |

First Half - FG: 12-33 (.364), 3-FG: 7-12 (.583), FT: 4-7 (.571)

| Florida | Total | 3-Pt. | FT-A | REB | PF | AT | TO | BK | ST | MN | TP |
|---------------|--------------|-------------|--------------|-----------------|-----------|-----------|-----------|----------|-----------|------------|-----------|
| | FG-A | FG-A | | O-D-T | | | | | | | |
| F-Wright | 4-10 | 0-0 | 7-7 | 2-5-7 | 4 | 1 | 4 | 0 | 1 | 26 | 15 |
| F-Parker | 1-2 | 1-2 | 0-0 | 2-2-4 | 1 | 1 | 1 | 1 | 2 | 17 | 3 |
| C-Stolt | 6-10 | 4-7 | 0-0 | 1-0-1 | 2 | 1 | 0 | 2 | 1 | 33 | 16 |
| G-Shannon | 3-5 | 0-2 | 0-0 | 0-0-0 | 4 | 7 | 2 | 0 | 2 | 27 | 6 |
| G-Weeks | 3-8 | 0-3 | 3-3 | 1-2-3 | 2 | 1 | 4 | 0 | 3 | 25 | 9 |
| Dupay | 3-11 | 0-6 | 1-4 | 0-1-1 | 2 | 1 | 4 | 0 | 3 | 21 | 7 |
| Miller | 4-7 | 1-3 | 1-2 | 3-8-11 | 0 | 3 | 1 | 0 | 1 | 29 | 10 |
| Halton | 0-3 | 0-1 | 0-0 | 1-0-1 | 0 | 0 | 1 | 0 | 0 | 7 | 0 |
| Haslem | 2-4 | 0-0 | 2-4 | 3-2-5 | 5 | 0 | 2 | 0 | 0 | 15 | 6 |
| Team | | | | 1-0-1 | | | | | | | |
| Totals | 28-60 | 6-24 | 14-20 | 14-20-34 | 20 | 15 | 19 | 3 | 13 | 200 | 72 |

First Half - FG: 13-29 (.448), 3-FG: 1-11 (.091), FT: 7-9 (.778)

| Linescore | 1st | 2nd | Final | Attendance: |
|-----------|-----|-----|-------|------------------|
| Gonzaga | 35 | 38 | 73 | 17,975 |
| Florida | 34 | 38 | 72 | Technicals: None |

FLORIDA 82, WEBER STATE 74 (OT)

MARCH 13, 1999 • KEYARENA, SEATTLE, WASH.

Greg Stolt scored a UF NCAA Tournament record 26 points as the Gators outlasted 14th seed Weber State for the thrilling overtime victory. Teddy Dupay poured in five of his 14 points in the extra frame, and Stolt added four to propel Florida to its third NCAA Sweet Sixteen appearance in school history. The Gators' relentless pressure defense wore down the Wildcats, who hit just 27 percent from the field in the second half (6-of-22) and 20 percent in the overtime (2-of-10). UF came back from a five-point halftime deficit, marking the fourth consecutive time the Gators have rallied from a halftime deficit to win in the NCAA Tournament. The Gators set a new UF NCAA Tournament record with 11 three-pointers, and it marked the 15th time this season Florida has connected on 10 or more treys. Stolt set a new Gator NCAA Tournament record with 10 field goals, and he also moved into fifth place on the UF career blocks list with 91. Florida also set a new NCAA Tournament school record for steals in a game with 15.

| Weber State | Total | 3-Pt. | FT-A | REB | PF | AT | TO | BK | ST | MN | TP |
|---------------|--------------|-------------|--------------|-----------------|-----------|-----------|-----------|----------|-----------|------------|-----------|
| | FG-A | FG-A | | O-D-T | | | | | | | |
| F-Lawson | 1-1 | 1-1 | 0-0 | 0-0-0 | 2 | 0 | 0 | 0 | 0 | 13 | 3 |
| F-Arceneaux | 12-27 | 2-6 | 6-8 | 2-7-9 | 3 | 1 | 7 | 1 | 3 | 43 | 32 |
| C-Jensen | 0-1 | 0-0 | 1-2 | 1-4-5 | 3 | 0 | 3 | 0 | 1 | 26 | 1 |
| G-Gill | 5-14 | 2-6 | 7-8 | 0-3-3 | 4 | 5 | 3 | 0 | 4 | 45 | 19 |
| G-Jackson | 3-10 | 0-4 | 2-3 | 2-3-5 | 4 | 5 | 6 | 0 | 0 | 38 | 8 |
| Ketcham | 1-5 | 1-2 | 0-0 | 1-1-2 | 5 | 0 | 0 | 0 | 1 | 18 | 3 |
| Baskerville | 2-4 | 0-0 | 4-4 | 3-4-7 | 1 | 1 | 2 | 0 | 4 | 28 | 8 |
| Moore | 0-1 | 0-1 | 0-0 | 0-0-0 | 0 | 0 | 1 | 0 | 0 | 3 | 0 |
| Condill | 0-0 | 0-0 | 0-0 | 0-0-0 | 1 | 0 | 0 | 0 | 0 | 1 | 0 |
| Woods | 0-0 | 0-0 | 0-0 | 0-1-1 | 0 | 1 | 0 | 0 | 0 | 10 | 0 |
| Team | | | | 3-0-3 | | | | | | | |
| Totals | 24-63 | 6-20 | 20-25 | 12-23-35 | 23 | 13 | 22 | 1 | 13 | 225 | 74 |

First Half - FG: 16-31 (.516), 3-FG: 4-9 (.444), FT: 4-4 (1.00)

| Florida | Total | 3-Pt. | FT-A | REB | PF | AT | TO | BK | ST | MN | TP |
|---------------|--------------|--------------|--------------|----------------|-----------|-----------|-----------|----------|-----------|------------|-----------|
| | FG-A | FG-A | | O-D-T | | | | | | | |
| F-Wright | 2-3 | 0-1 | 2-4 | 0-4-4 | 3 | 7 | 4 | 0 | 2 | 34 | 6 |
| F-Parker | 0-1 | 0-0 | 2-2 | 1-2-3 | 0 | 2 | 0 | 0 | 1 | 17 | 2 |
| C-Stolt | 10-13 | 4-5 | 2-4 | 0-5-5 | 2 | 0 | 1 | 2 | 1 | 38 | 26 |
| G-Shannon | 2-3 | 1-2 | 1-2 | 0-2-2 | 2 | 7 | 1 | 0 | 5 | 30 | 6 |
| G-Weeks | 4-9 | 2-5 | 1-2 | 3-6-9 | 3 | 0 | 7 | 0 | 4 | 32 | 11 |
| Dupay | 3-11 | 2-6 | 6-7 | 0-0-0 | 1 | 2 | 2 | 0 | 0 | 25 | 14 |
| Miller | 3-9 | 1-5 | 1-2 | 1-3-4 | 2 | 1 | 5 | 0 | 1 | 27 | 8 |
| Halton | 1-2 | 1-1 | 0-0 | 0-0-0 | 0 | 1 | 0 | 0 | 1 | 5 | 3 |
| Haslem | 1-2 | 0-0 | 4-6 | 1-2-3 | 3 | 0 | 1 | 1 | 0 | 17 | 6 |
| Team | | | | 2-2-4 | | | | | | | |
| Totals | 26-53 | 11-25 | 19-29 | 8-26-34 | 17 | 20 | 21 | 3 | 15 | 225 | 82 |

First Half - FG: 12-24 (.500), 3-FG: 6-13 (.462), FT: 5-6 (.833)

| Linescore | 1st | 2nd | OT | Final | Attendance: |
|-------------|-----|-----|----|-------|---|
| Weber State | 40 | 28 | 6 | 74 | 15,187 |
| Florida | 35 | 33 | 14 | 82 | Technicals: Haslem (UF) 1, Weaks (UF) 1, Bench (UF) 1 |

FLORIDA 69, BUTLER 68 (OT)

MARCH 17, 2000 • LJVM COLISEUM, WINSTON-SALEM, N.C.

Mike Miller connected on a driving jump shot as time expired in overtime to give the Gators a thrilling victory in the first round of the NCAA Tournament. The Gators trailed 56-49 with 4:17 remaining in regulation, but outscored the Bulldogs 11-4 the rest of the way and tied the game on Udonis Haslem's two free throws with 15.2 seconds left. In the overtime, Kenyan Weaks scored on a driving lay-up with 10 seconds remaining to cut Butler's lead to 68-67. Butler's LaVall Jordan missed two free throws with 8.1 ticks left, which gave the Gators the opportunity for victory. Miller recorded his fourth double-double of the season and led the team in scoring for the 15th time this season. The Gators improved to 3-0 all-time in NCAA Tournament overtime games.

| Butler | Total | 3-Pt. | FT-A | REB | PF | AT | TO | BK | ST | MN | TP |
|---------------|--------------|-------------|--------------|-----------------|-----------|-----------|-----------|----------|----------|------------|-----------|
| | FG-A | FG-A | | O-D-T | | | | | | | |
| F-Marshall | 2-9 | 0-0 | 3-5 | 4-3-7 | 5 | 0 | 1 | 1 | 2 | 38 | 7 |
| F-Hainje | 0-2 | 0-0 | 2-2 | 2-3-5 | 5 | 1 | 1 | 0 | 1 | 18 | 2 |
| C-Robisch | 5-8 | 0-0 | 4-4 | 3-4-7 | 2 | 1 | 1 | 0 | 0 | 29 | 14 |
| G-Jackson | 3-12 | 0-4 | 1-2 | 1-4-5 | 2 | 8 | 8 | 0 | 1 | 37 | 7 |
| G-Jordan | 3-10 | 1-4 | 0-2 | 0-1-1 | 1 | 1 | 1 | 0 | 0 | 29 | 7 |
| Graves | 4-9 | 4-7 | 8-9 | 0-4-4 | 2 | 1 | 1 | 0 | 2 | 32 | 20 |
| Cornette | 5-10 | 0-0 | 1-2 | 3-2-5 | 4 | 1 | 1 | 3 | 2 | 36 | 11 |
| Archev | 0-1 | 0-1 | 0-0 | 1-2-3 | 0 | 0 | 1 | 0 | 0 | 6 | 0 |
| Team | | | | 3-1-4 | | | | | | | |
| Totals | 22-61 | 5-16 | 19-26 | 17-24-41 | 21 | 13 | 18 | 4 | 8 | 225 | 68 |

First Half - FG: 9-25 (.360), 3-FG: 2-6 (.333), FT: 9-10 (.900)

| Florida | Total | 3-Pt. | FT-A | REB | PF | AT | TO | BK |
|---------|-------|-------|------|-----|----|----|----|----|
|---------|-------|-------|------|-----|----|----|----|----|

FLORIDA BASKETBALL NCAA RECAPS

FLORIDA 93, ILLINOIS 76

MARCH 19, 2000 • LJVM COLISEUM, WINSTON-SALEM, N.C.

Florida went on a 19-6 run and held Illinois without a field goal in the final 6:50 of the first half to take control of the game. The Gators edged UI by six points at the half and maintained the lead through the entire second half. The win marks the first time in UF history that the Gators have advanced to the Sweet Sixteen in back-to-back seasons. UF had four players in double figures led by Mike Miller's 19 points. Florida defeated former Gator head coach Lon Kruger, who coached at UF from 1990-96. Nelson's 16 points was the best offensive performance for a Gator off of the bench in the NCAA Tournament since Dwayne Davis scored 21 points against Michigan in 1988.

| | Total FG-A | 3-Pt FG-A | FT-A | REB 0-D-T | PF | AT | TO | BK | ST | MN | TP |
|----------------|--------------|-------------|--------------|-----------------|-----------|-----------|-----------|----------|----------|---------------|-----------|
| Florida | 26-54 | 9-18 | 32-41 | 12-26-38 | 20 | 13 | 12 | 4 | 5 | 200 | 93 |
| F-Wright | 0-2 | 0-2 | 2-2 | 1-1-2 | 4 | 2 | 3 | 0 | 1 | 16 | 2 |
| F-Miller | 6-12 | 0-1 | 7-8 | 3-6-9 | 2 | 1 | 1 | 1 | 1 | 28 | 19 |
| C-Haslem | 5-7 | 0-0 | 5-8 | 2-2-4 | 2 | 2 | 3 | 0 | 0 | 29 | 15 |
| G-Dupay | 4-7 | 4-6 | 4-4 | 1-1-2 | 2 | 1 | 0 | 1 | 0 | 25 | 16 |
| G-Hamilton | 0-1 | 0-0 | 4-4 | 0-0-0 | 2 | 1 | 2 | 0 | 0 | 19 | 4 |
| Harvey | 1-5 | 0-0 | 3-6 | 2-6-8 | 1 | 1 | 0 | 1 | 0 | 20 | 5 |
| Nelson | 4-9 | 4-6 | 4-4 | 0-2-2 | 2 | 4 | 2 | 0 | 3 | 19 | 16 |
| Bonner | 3-4 | 0-1 | 0-1 | 2-1-3 | 1 | 1 | 1 | 0 | 0 | 15 | 6 |
| Parker | 0-1 | 0-0 | 3-4 | 0-0-0 | 1 | 0 | 0 | 0 | 0 | 7 | 3 |
| Weeks | 3-6 | 1-2 | 0-0 | 1-5-6 | 2 | 0 | 0 | 1 | 0 | 21 | 7 |
| Team | | | | 0-2-2 | 1 | | | | | Deadball Reb: | 3 |
| Totals | 26-54 | 9-18 | 32-41 | 12-26-38 | 20 | 13 | 12 | 4 | 5 | 200 | 93 |

First Half - FG: 13-30 (.433), 3-FG: 5-9 (.556), FT: 9-12 (.750)

| | Total FG-A | 3-Pt FG-A | FT-A | REB 0-D-T | PF | AT | TO | BK | ST | MN | TP |
|-----------------|--------------|-------------|--------------|-----------------|-----------|-----------|-----------|----------|----------|---------------|-----------|
| Illinois | 16-43 | 3-9 | 22-29 | 12-25-39 | 30 | 16 | 15 | 2 | 6 | 200 | 76 |
| F-Johnson | 1-6 | 0-3 | 0-0 | 2-5-7 | 4 | 4 | 1 | 0 | 0 | 30 | 2 |
| F-McClain | 2-6 | 1-3 | 6-8 | 1-5-6 | 5 | 2 | 0 | 0 | 4 | 25 | 11 |
| C-Cook | 1-5 | 0-1 | 0-0 | 1-1-2 | 3 | 2 | 0 | 0 | 0 | 14 | 2 |
| G-Bradford | 8-16 | 5-10 | 6-8 | 0-3-3 | 3 | 3 | 3 | 0 | 1 | 37 | 27 |
| G-Williams | 3-11 | 0-4 | 0-0 | 0-2-2 | 4 | 2 | 3 | 0 | 1 | 28 | 6 |
| Krupajia | 2-2 | 0-0 | 2-4 | 2-2-4 | 4 | 2 | 5 | 0 | 0 | 10 | 6 |
| Griffin | 4-10 | 0-0 | 1-1 | 2-1-3 | 4 | 1 | 1 | 1 | 0 | 21 | 9 |
| Brown | 3-6 | 1-2 | 0-1 | 1-2-3 | 2 | 0 | 1 | 0 | 0 | 15 | 7 |
| Harrington | 2-5 | 2-5 | 0-0 | 0-0-0 | 0 | 0 | 1 | 0 | 0 | 15 | 6 |
| Team | | | | 6-1-7 | 0 | | | | | Deadball Reb: | 5 |
| Totals | 26-67 | 9-28 | 22-29 | 12-25-39 | 30 | 16 | 15 | 2 | 6 | 200 | 76 |

First Half - FG: 10-32 (.313), 3-FG: 4-15 (.267), FT: 10-15 (.667)

| Linescore | 1st | 2nd | Final | Attendance: |
|-----------|-----|-----|-------|----------------------------------|
| Florida | 40 | 53 | 93 | 14,252 |
| Illinois | 34 | 42 | 76 | Technicals: Florida (1) 5:54 1st |

FLORIDA 77, OKLAHOMA ST. 65

MARCH 26, 2000 • CARRIER DOME, SYRACUSE, N.Y.

Florida advanced to its second Final Four in school history with a 12-point victory over the third-seeded Cowboys. The Gators took their first lead (9-7) with 16:41 remaining in the first half and never relinquished it. UF built the lead to 17 (50-33) with 16:14 left in the game, before the Cowboys whittled it to three (56-53) at the 8:00 mark. The Gators outscored OSU, 21-12 the rest of the way to clinch their first regional title since 1994. UF's bench outscored OSU's, 31-22. Mike Miller was named East Region MVP, while Brett Nelson and Udonis Haslem were also selected to the region's first team. The crowd was the second largest to see a game in UF basketball history.

| | Total FG-A | 3-Pt FG-A | FT-A | REB 0-D-T | PF | AT | TO | BK | ST | MN | TP |
|----------------|--------------|-------------|--------------|-----------------|-----------|-----------|-----------|----------|----------|---------------|-----------|
| Florida | 25-51 | 6-18 | 19-24 | 13-22-35 | 14 | 11 | 22 | 5 | 8 | 200 | 77 |
| F-Wright | 2-5 | 1-2 | 4-6 | 0-2-2 | 1 | 3 | 3 | 2 | 0 | 28 | 9 |
| F-Miller | 4-8 | 2-6 | 4-6 | 2-3-5 | 2 | 0 | 4 | 1 | 0 | 30 | 14 |
| C-Haslem | 4-7 | 0-0 | 2-2 | 2-2-4 | 2 | 0 | 2 | 1 | 0 | 21 | 10 |
| G-Dupay | 1-4 | 1-3 | 2-2 | 0-0-0 | 1 | 1 | 3 | 0 | 0 | 23 | 5 |
| G-Hamilton | 4-6 | 0-2 | 0-0 | 4-1-5 | 1 | 0 | 1 | 0 | 1 | 21 | 8 |
| Harvey | 4-6 | 0-0 | 2-2 | 3-3-6 | 3 | 1 | 2 | 1 | 1 | 21 | 10 |
| Nelson | 3-7 | 1-2 | 2-2 | 0-3-3 | 1 | 4 | 2 | 0 | 2 | 22 | 9 |
| Bonner | 1-1 | 1-1 | 0-0 | 0-1-1 | 0 | 1 | 1 | 0 | 0 | 10 | 3 |
| Parker | 0-1 | 0-0 | 0-0 | 0-0-0 | 2 | 0 | 1 | 1 | 0 | 8 | 0 |
| Weeks | 3-6 | 0-2 | 3-4 | 1-2-3 | 1 | 1 | 3 | 0 | 2 | 16 | 9 |
| Team | | | | 1-5-6 | 0 | | | | | Deadball Reb: | 3 |
| Totals | 25-51 | 6-18 | 19-24 | 13-22-35 | 14 | 11 | 22 | 5 | 8 | 200 | 77 |

First Half - FG: 16-32 (.500), 3-FG: 4-12 (.333), FT: 7-7 (1.000)

| | Total FG-A | 3-Pt FG-A | FT-A | REB 0-D-T | PF | AT | TO | BK | ST | MN | TP |
|---------------------|--------------|-------------|-------------|-----------------|-----------|-----------|-----------|----------|----------|---------------|-----------|
| Oklahoma St. | 14-40 | 0-0 | 1-2 | 4-2-6 | 5 | 3 | 6 | 0 | 1 | 35 | 5 |
| F-Montonati | 2-8 | 2-5 | 3-4 | 1-2-3 | 3 | 1 | 3 | 0 | 1 | 39 | 9 |
| C-Jonzen | 6-9 | 0-0 | 2-2 | 4-3-7 | 2 | 2 | 0 | 0 | 0 | 24 | 14 |
| G-Adkins | 4-14 | 2-7 | 2-2 | 0-2-2 | 2 | 7 | 4 | 0 | 1 | 26 | 12 |
| G-Gottlieb | 0-2 | 0-0 | 0-0 | 2-0-2 | 1 | 7 | 1 | 0 | 2 | 32 | 0 |
| Alexander | 5-10 | 3-8 | 0-0 | 0-1-1 | 1 | 0 | 0 | 0 | 0 | 22 | 13 |
| Sooter | 0-0 | 0-0 | 0-0 | 0-0-0 | 0 | 0 | 0 | 0 | 0 | 1 | 1 |
| Williams | 2-4 | 0-0 | 0-0 | 2-2-4 | 4 | 0 | 1 | 2 | 1 | 13 | 4 |
| Cazzelle | 0-0 | 0-0 | 0-0 | 0-0-0 | 0 | 0 | 0 | 0 | 0 | 1 | 0 |
| Keep | 0-0 | 0-0 | 0-0 | 0-0-0 | 0 | 0 | 0 | 0 | 0 | 1 | 0 |
| Webber | 2-2 | 0-0 | 0-0 | 0-1-1 | 2 | 0 | 2 | 0 | 0 | 6 | 4 |
| Team | | | | 1-1-2 | 1 | | | | | Deadball Reb: | 2 |
| Totals | 25-59 | 7-20 | 8-12 | 14-14-28 | 21 | 20 | 18 | 2 | 6 | 200 | 65 |

First Half - FG: 12-31 (.387), 3-FG: 2-7 (.286), FT: 5-6 (.833)

| Linescore | 1st | 2nd | Final | Attendance: |
|----------------|-----|-----|-------|------------------------------------|
| Florida | 43 | 34 | 77 | 30,388 |
| Oklahoma State | 31 | 34 | 65 | Technicals: Oklahoma St. (1) Bench |

FLORIDA 87, DUKE 78

MARCH 24, 2000 • CARRIER DOME, SYRACUSE, N.Y.

Florida advanced to a regional final for the first time since 1994 and defeated a top-ranked team for the first time in school history in the East Regional semifinal victory. With 5:39 left, Duke led 74-69, but the Gators outscored the Blue Devils 18-4 the rest of the contest to win. The Gators made their final seven free throws down the stretch to hang on to the victory. Brett Nelson led the team in scoring for the second time this season. Florida's bench outscored Duke's 35-6. The crowd was the largest ever to see the Gators play. UF held the Blue Devils to a 15.8 percentage from three-point range (3-of-19). The win broke a three-game losing streak to Duke and the first win over the Blue Devils since 1973.

| | Total FG-A | 3-Pt FG-A | FT-A | REB 0-D-T | PF | AT | TO | BK | ST | MN | TP |
|----------------|--------------|-------------|--------------|----------------|-----------|-----------|-----------|----------|----------|---------------|-----------|
| Florida | 30-64 | 7-15 | 20-27 | 9-27-36 | 20 | 21 | 16 | 3 | 8 | 200 | 87 |
| F-Wright | 3-11 | 0-1 | 4-4 | 5-3-8 | 2 | 3 | 3 | 0 | 2 | 28 | 10 |
| F-Miller | 2-9 | 0-2 | 6-8 | 0-9-9 | 4 | 4 | 3 | 1 | 1 | 30 | 10 |
| C-Haslem | 5-8 | 0-0 | 3-5 | 2-6-8 | 2 | 4 | 1 | 1 | 2 | 27 | 13 |
| G-Dupay | 3-9 | 2-4 | 4-6 | 0-1-1 | 1 | 1 | 0 | 0 | 0 | 21 | 12 |
| G-Hamilton | 3-3 | 1-1 | 0-0 | 0-0-0 | 1 | 1 | 0 | 2 | 0 | 13 | 7 |
| Harvey | 2-2 | 0-0 | 0-0 | 0-1-1 | 3 | 1 | 3 | 1 | 0 | 12 | 4 |
| Nelson | 6-12 | 3-5 | 0-0 | 1-1-2 | 2 | 4 | 1 | 0 | 1 | 26 | 15 |
| Bonner | 4-5 | 1-1 | 0-0 | 0-1-1 | 2 | 0 | 1 | 0 | 0 | 11 | 8 |
| Parker | 1-2 | 0-1 | 3-4 | 0-0-0 | 0 | 0 | 2 | 0 | 1 | 12 | 6 |
| Weeks | 1-3 | 0-0 | 0-0 | 0-1-1 | 3 | 4 | 0 | 0 | 0 | 18 | 2 |
| Team | | | | 1-4-5 | 0 | | | | | Deadball Reb: | 4 |
| Totals | 30-64 | 7-15 | 20-27 | 9-27-36 | 20 | 21 | 16 | 3 | 8 | 200 | 87 |

First Half - FG: 16-32 (.500), 3-FG: 4-9 (.444), FT: 4-5 (.800)

| | Total FG-A | 3-Pt FG-A | FT-A | REB 0-D-T | PF | AT | TO | BK | ST | MN | TP |
|---------------|--------------|-------------|--------------|-----------------|-----------|-----------|-----------|----------|----------|---------------|-----------|
| Duke | 16-43 | 1-3 | 3-3 | 1-5-6 | 4 | 3 | 2 | 0 | 3 | 37 | 16 |
| F-Carrawell | 6-14 | 1-3 | 3-3 | 1-5-6 | 4 | 3 | 2 | 0 | 3 | 37 | 16 |
| F-Battier | 6-11 | 1-3 | 7-9 | 5-4-9 | 5 | 1 | 5 | 4 | 1 | 38 | 20 |
| C-Boozar | 3-5 | 0-0 | 5-8 | 5-4-9 | 5 | 1 | 0 | 1 | 0 | 21 | 11 |
| G-James | 6-12 | 0-3 | 0-1 | 3-5-8 | 3 | 0 | 2 | 0 | 0 | 32 | 12 |
| G-Williams | 6-20 | 1-9 | 0-1 | 1-3-4 | 5 | 7 | 5 | 0 | 3 | 37 | 13 |
| Horvath | 0-0 | 0-0 | 0-0 | 0-0-0 | 0 | 0 | 0 | 0 | 0 | 1 | 0 |
| Buckner | 0-0 | 0-0 | 0-0 | 0-0-0 | 0 | 0 | 0 | 0 | 0 | 1 | 0 |
| Dunleavy | 1-4 | 0-1 | 2-3 | 0-4-4 | 3 | 0 | 4 | 0 | 0 | 22 | 4 |
| Christensen | 1-2 | 0-0 | 0-0 | 0-0-0 | 1 | 0 | 0 | 0 | 0 | 11 | 2 |
| Team | | | | 1-3-4 | 0 | | | | | Deadball Reb: | 5 |
| Totals | 29-68 | 3-19 | 17-25 | 16-28-44 | 22 | 12 | 22 | 5 | 7 | 200 | 78 |

First Half - FG: 10-28 (.357), 3-FG: 2-8 (.250), FT: 11-16 (.688)

| Linescore | 1st | 2nd | Final | Attendance: |
|-----------|-----|-----|-------|-------------------------------|
| Florida | 40 | 47 | 87 | 30,681 |
| Duke | 33 | 45 | 78 | Technicals: Florida (1) Weeks |

FLORIDA 71, NORTH CAROLINA 59

APRIL 1, 2000 • RCA DOME, INDIANAPOLIS, IND.

Florida advanced to its first National Championship Game in school history with its first win against the Tar Heels since 1964. The Gators sprinted out to an 18-3 lead before the Tar Heels cut the lead to three at halftime and took a six-point second half lead. The Gators held UNC scoreless in the final 2:44 of the game. Florida's bench outscored UNC's 37-2 and outrebounced them 19-2. The crowd was the largest to date to see a Florida basketball game. In coaching the game, Billy Donovan became the sixth person to play and coach in a Final Four and the fifth to reach the title game.

| | Total FG-A | 3-Pt FG-A | FT-A | REB 0-D-T | PF | AT | TO | BK | ST | MN | TP |
|-----------------------|--------------|-------------|--------------|-----------------|-----------|-----------|-----------|----------|----------|---------------|-----------|
| North Carolina | 14-33 | 1-4 | 0-0 | 2-8-10 | 5 | 2 | 5 | 1 | 1 | 35 | 9 |
| F-Capel | 2-4 | 0-0 | 0-0 | 1-3-4 | 1 | 0 | 1 | 0 | 0 | 25 | 4 |
| F-Lang | 2-8 | 0-0 | 8-14 | 7-5-12 | 4 | 1 | 5 | 3 | 0 | 34 | 20 |
| C-Haywood | 6-7 | 1-5 | 4-4 | 2-6-8 | 4 | 8 | 4 | 0 | 2 | 38 | 9 |
| G-Cota | 5-16 | 3-10 | 2-4 | 0-5-5 | 5 | 2 | 1 | 1 | 0 | 36 | 15 |
| Brooker | 0-1 | 0-1 | 0-0 | 0-0-0 | 1 | 0 | 0 | 0 | 0 | 1 | 0 |
| Holmes | 0-2 | 0-1 | 0-0 | 0-0-0 | 0 | 0 | 0 | 0 | 0 | 1 | 0 |
| White | 0-0 | 0-0 | 0-0 | 0-0-0 | 0 | 0 | 0 | 0 | 0 | 1 | 0 |
| Newby | 0-0 | 0-0 | 0-0 | 0-0-0 | 0 | 0 | 0 | 0 | 0 | 1 | 0 |
| Owens | 0-3 | 0-1 | 0-0 | 0-0-0 | 1 | 0 | 0 | 0 | 0 | 8 | 0 |
| Melendez | 0-0 | 0-0 | 0-0 | 0-0-0 | 0 | 0 | 0 | 0 | 0 | 1 | 0 |
| Everett | 0-0 | 0-0 | 0-0 | 0-0-0 | 0 | 0 | 0 | 0 | 0 | 1 | 0 |
| Laczowski | 0-0 | 0-0 | 0-0 | 0-0-0 | 0 | 0 | 0 | 0 | 0 | 1 | 0 |
| Johnson | 0-0 | 0-0 | 0-0 | 0-0-0 | 0 | 0 | 0 | 0 | 0 | 1 | 0 |
| Peppers | 1-3 | 0-0 | 0-1 | 1-1-2 | 1 | 0 | 1 | 0 | 0 | 16 | 2 |
| Team | | | | 1-1-2 | 0 | | | | | Deadball Reb: | 2 |
| Totals | 20-57 | 5-22 | 14-23 | 14-28-42 | 22 | 13 | 17 | 5 | 3 | 200 | 59 |

First Half - FG: 10-27 (.370), 3-FG: 2-8 (.250), FT: 12-15 (.800)

| | Total FG-A | 3-Pt FG-A | FT-A | REB 0-D-T |
|--|------------|-----------|------|-----------|
|--|------------|-----------|------|-----------|

FLORIDA BASKETBALL NCAA RECAPS

MICHIGAN STATE 89, FLORIDA 76

APRIL 3, 2000 • RCA DOME, INDIANAPOLIS, IND.

Florida capped off its greatest season in school history to date in its first NCAA Championship Game in school history. Michigan State led the entire game to take home its first NCAA title since 1979. Udonis Haslem scored a career-high and UF NCAA record 27 points, shooting 10-12 from the floor and 7-of-7 from the line. For the 20th time this season, four Gators scored in double-figures, but for the first time this season, they lost in doing so. Those four players scored 61 of Florida's 76 points. Florida became only the third Southeastern Conference Team in history (Arkansas and Kentucky the others) to reach the championship game.

| Florida | Total FG-A | 3-Pt. FG-A | FT-A | REB O-D-T | PF | AT | TO | BK | ST | MN | TP |
|---|--------------|-------------|--------------|-----------------|-----------|-----------|-----------|----------|----------|------------|-----------|
| F-Wright | 5-8 | 0-1 | 3-5 | 4-6-10 | 4 | 4 | 1 | 0 | 1 | 29 | 13 |
| F-Miller | 2-5 | 1-2 | 5-6 | 1-2-3 | 0 | 2 | 2 | 0 | 0 | 31 | 10 |
| C-Haslem | 10-12 | 0-0 | 7-7 | 2-0-2 | 4 | 0 | 3 | 1 | 0 | 28 | 27 |
| G-Dupay | 0-4 | 0-2 | 0-0 | 0-0-0 | 2 | 1 | 0 | 0 | 0 | 15 | 0 |
| G-Hamilton | 0-1 | 0-1 | 0-0 | 0-0-0 | 1 | 0 | 0 | 0 | 0 | 14 | 0 |
| Nelson | 4-10 | 3-6 | 0-0 | 1-3-4 | 1 | 3 | 3 | 0 | 2 | 26 | 11 |
| Bonner | 0-3 | 0-2 | 0-0 | 1-2-3 | 1 | 0 | 0 | 0 | 0 | 7 | 0 |
| Weeks | 1-3 | 1-1 | 0-0 | 1-0-1 | 2 | 1 | 1 | 0 | 2 | 22 | 3 |
| Harvey | 3-11 | 0-0 | 3-4 | 4-2-6 | 2 | 0 | 2 | 1 | 0 | 16 | 9 |
| Parker | 1-3 | 1-3 | 0-0 | 0-0-0 | 2 | 2 | 1 | 0 | 0 | 12 | 3 |
| Team | | | 1-0-1 | 0 | 0 | 0 | 0 | 0 | 0 | 0 | 0 |
| Totals | 26-60 | 6-18 | 18-22 | 15-15-30 | 19 | 13 | 13 | 2 | 5 | 200 | 76 |
| First Half - FG: 11-27 (.407), 3-FG: 2-7 (.286), FT: 8-11 (.727) | | | | | | | | | | | |

| Michigan State | Total FG-A | 3-Pt. FG-A | FT-A | REB O-D-T | PF | AT | TO | BK | ST | MN | TP |
|---|--------------|--------------|--------------|-----------------|-----------|-----------|-----------|----------|----------|-----------|------------|
| F-Hutson | 2-4 | 0-0 | 2-2 | 0-1-1 | 4 | 3 | 1 | 0 | 0 | 23 | 6 |
| F-Peterson | 7-14 | 3-8 | 4-6 | 1-1-2 | 3 | 5 | 3 | 0 | 1 | 32 | 21 |
| C-Granger | 7-11 | 3-5 | 2-2 | 2-7-9 | 2 | 1 | 2 | 0 | 0 | 34 | 19 |
| G-Cleaves | 7-11 | 3-4 | 1-1 | 0-2-2 | 1 | 4 | 2 | 0 | 0 | 31 | 18 |
| G-Bell | 3-6 | 1-2 | 2-3 | 3-5-8 | 2 | 5 | 2 | 0 | 2 | 33 | 9 |
| Richardson | 4-7 | 0-0 | 1-2 | 1-1-2 | 1 | 0 | 0 | 0 | 1 | 16 | 9 |
| Anagonye | 0-0 | 0-0 | 0-0 | 2-1-3 | 4 | 0 | 2 | 1 | 0 | 12 | 0 |
| Chappell | 2-4 | 1-3 | 0-0 | 1-0-1 | 0 | 0 | 1 | 0 | 1 | 7 | 5 |
| Ballingier | 1-1 | 0-0 | 0-0 | 0-0-0 | 2 | 0 | 0 | 0 | 0 | 7 | 2 |
| Thomas | 0-0 | 0-0 | 0-0 | 1-0-1 | 1 | 1 | 1 | 0 | 0 | 5 | 0 |
| Smith | 0-0 | 0-0 | 0-0 | 0-0-0 | 0 | 0 | 0 | 0 | 0 | 1 | 0 |
| Cherry | 0-0 | 0-0 | 0-0 | 0-0-0 | 0 | 0 | 0 | 0 | 0 | 1 | 0 |
| Ishbia | 0-1 | 0-0 | 0-0 | 0-0-0 | 0 | 0 | 0 | 0 | 0 | 1 | 0 |
| Team | | | 1-2-3 | 0 | 0 | 0 | 0 | 0 | 0 | 0 | 0 |
| Totals | 33-59 | 11-22 | 12-16 | 12-20-32 | 20 | 19 | 14 | 1 | 5 | 89 | 200 |
| First Half - FG: 18-34 (.529), 3-FG: 5-12 (.417), FT: 2-3 (.667) | | | | | | | | | | | |

| Linescore | 1st | 2nd | Final | Attendance: |
|----------------|-----|-----|-------|------------------|
| Florida | 32 | 44 | 76 | 43,116 |
| Michigan State | 43 | 46 | 89 | Technicals: None |

TEMPLE 75, FLORIDA 54

MARCH 18, 2001 • SUPERDOME, NEW ORLEANS, LA.

Florida is eliminated from the NCAA Tournament in the second round. Head Coach Billy Donovan falls to 8-3 in the NCAA Tournament. The 54 points the Gators scored is the lowest total of the season for UF. Matt Bonner records his 10th double-double of the season and the 10th of his career. Florida is now 0-4 all-time against Temple. Florida's all-time NCAA Tournament record falls to 15-8. Teddy Dupay and Udonis Haslem each played in their school-record 11th NCAA Tournament game. Haslem has now scored 137 career points in the NCAA Tournament, a program record. Brett Nelson made four three-pointers, giving him 21 for his career, a new UF NCAA Tournament record. Nelson has now made at least one three-pointer in 29-straight games, tying a school record.

| Temple | Total FG-A | 3-Pt. FG-A | FT-A | REB O-D-T | PF | AT | TO | BK | ST | MN | TP |
|---|--------------|-------------|--------------|-----------------|-----------|-----------|----------|----------|-----------|------------|-----------|
| F-Wesby | 6-13 | 1-6 | 0-1 | 3-5-8 | 2 | 0 | 1 | 0 | 1 | 40 | 13 |
| F-Hawkins | 1-5 | 1-3 | 4-5 | 2-5-7 | 3 | 0 | 0 | 0 | 2 | 24 | 7 |
| C-Lyde | 4-8 | 0-0 | 3-3 | 2-2-4 | 4 | 1 | 1 | 1 | 0 | 33 | 11 |
| G-Greer | 6-13 | 1-6 | 7-7 | 1-3-4 | 2 | 9 | 4 | 0 | 4 | 40 | 20 |
| G-Wadley | 7-14 | 5-10 | 5-6 | 3-7-10 | 0 | 3 | 2 | 0 | 2 | 40 | 24 |
| Jefferson | 0-0 | 0-0 | 0-0 | 0-0-0 | 3 | 1 | 1 | 0 | 1 | 16 | 0 |
| Rollerson | 0-1 | 0-0 | 0-0 | 0-1-1 | 3 | 0 | 0 | 0 | 0 | 7 | 0 |
| Team | | | 0-3-3 | | | | | | | 0 | 0 |
| Totals | 24-54 | 8-25 | 19-22 | 11-26-37 | 17 | 14 | 9 | 1 | 10 | 200 | 75 |
| First Half - FG: 15-32 (.469), 3-FG: 7-16 (.438), FT: 8-9 (.889) | | | | | | | | | | | |

| Florida | Total FG-A | 3-Pt. FG-A | FT-A | REB O-D-T | PF | AT | TO | BK | ST | MN | TP |
|--|--------------|-------------|--------------|-----------------|-----------|-----------|-----------|----------|----------|------------|-----------|
| F-Bonner | 5-12 | 1-5 | 2-6 | 5-6-11 | 4 | 3 | 3 | 0 | 0 | 35 | 13 |
| F-Parker | 1-3 | 1-3 | 2-2 | 1-3-4 | 4 | 0 | 3 | 0 | 0 | 26 | 5 |
| C-Haslem | 5-9 | 0-0 | 6-8 | 1-7-8 | 2 | 0 | 2 | 0 | 0 | 39 | 16 |
| G-Dupay | 2-11 | 2-9 | 0-0 | 0-0-0 | 1 | 2 | 0 | 0 | 0 | 34 | 6 |
| G-Nelson | 4-10 | 4-8 | 0-0 | 0-2-2 | 4 | 4 | 2 | 0 | 1 | 38 | 12 |
| Greene | 1-3 | 0-2 | 0-0 | 1-1-2 | 5 | 3 | 1 | 0 | 0 | 13 | 2 |
| Halton | 0-2 | 0-2 | 0-0 | 0-1-1 | 1 | 2 | 1 | 0 | 1 | 10 | 0 |
| Colas | 0-0 | 0-0 | 0-0 | 0-0-0 | 0 | 0 | 0 | 0 | 0 | 5 | 0 |
| Team | | | 2-1-3 | | | | | | | 0 | 0 |
| Totals | 18-50 | 8-29 | 10-16 | 10-21-31 | 21 | 14 | 12 | 0 | 2 | 200 | 54 |
| First Half - FG: 8-20 (.400), 3-FG: 4-13 (.308), FT: 5-8 (.625) | | | | | | | | | | | |

| Linescore | 1st | 2nd | Final | Attendance: |
|-----------|-----|-----|-------|------------------|
| Temple | 45 | 30 | 75 | 12,648 |
| Florida | 25 | 29 | 54 | Technicals: None |

FLORIDA 69, WESTERN KENTUCKY 56

MARCH 16, 2001 • SUPERDOME, NEW ORLEANS, LA.

Florida rallied from an early 11-point deficit, the second largest comeback for the Gators in NCAA Tournament action. UF used a 14-0 run in the second half to take control of the game. UF allowed just five WKU field goals over the final 15:55 of the game. Billy Donovan improved to 8-2 in NCAA Tournament action and now has the second best winning percentage among active coaches in NCAA play. Udonis Haslem had his first career double-double in NCAA Tournament action. Brett Nelson scored a NCAA career high 19 and extended his streak of consecutive games with a three-pointer to 28, one shy of the school record. UF shot .565 from the field in the second half, just shy of scholarship players for the ninth time this year.

| W. Kentucky | Total FG-A | 3-Pt. FG-A | FT-A | REB O-D-T | PF | AT | TO | BK | ST | MN | TP |
|--|--------------|-------------|--------------|-----------------|-----------|----------|-----------|----------|----------|------------|-----------|
| F-McPherson | 3-13 | 1-6 | 6-6 | 1-1-2 | 3 | 0 | 2 | 0 | 0 | 36 | 13 |
| F-Boyden | 0-3 | 0-2 | 0-0 | 0-4-4 | 0 | 1 | 1 | 0 | 0 | 27 | 0 |
| C-Marcus | 5-14 | 0-0 | 4-7 | 6-10-16 | 3 | 0 | 2 | 2 | 2 | 32 | 14 |
| G-Videnov | 2-6 | 0-3 | 0-0 | 1-0-1 | 2 | 1 | 1 | 0 | 0 | 19 | 4 |
| G-Robinson | 3-6 | 1-3 | 3-4 | 0-1-1 | 4 | 3 | 0 | 0 | 3 | 22 | 10 |
| Eisert | 0-0 | 0-0 | 0-0 | 0-0-0 | 0 | 0 | 0 | 0 | 0 | 1 | 0 |
| Curry | 5-6 | 0-0 | 2-3 | 0-0-0 | 1 | 0 | 2 | 0 | 3 | 25 | 12 |
| Wells | 0-2 | 0-0 | 0-0 | 1-0-1 | 0 | 0 | 0 | 0 | 0 | 1 | 0 |
| Williams | 0-1 | 0-0 | 0-0 | 0-3-3 | 1 | 0 | 1 | 0 | 0 | 16 | 0 |
| Rowles | 1-5 | 1-3 | 0-2 | 0-3-3 | 4 | 2 | 1 | 0 | 1 | 21 | 3 |
| Team | | | | 1-1-2 | | | | | | 0 | 0 |
| Totals | 19-56 | 3-17 | 15-22 | 10-23-33 | 18 | 7 | 10 | 2 | 8 | 200 | 56 |
| First Half - FG: 10-29 (.345), 3-FG: 1-9 (.111), FT: 5-6 (.833) | | | | | | | | | | | |

| Florida | Total FG-A | 3-Pt. FG-A | FT-A | REB O-D-T | PF | AT | TO | BK | ST | MN | TP |
|--|--------------|-------------|--------------|----------------|-----------|-----------|-----------|----------|----------|------------|-----------|
| F-Bonner | 3-6 | 1-1 | 1-2 | 1-3-4 | 4 | 2 | 0 | 0 | 1 | 26 | 8 |
| F-Parker | 2-3 | 0-1 | 1-1 | 1-6-7 | 4 | 3 | 3 | 0 | 1 | 30 | 5 |
| C-Haslem | 9-15 | 0-0 | 6-8 | 2-9-11 | 4 | 3 | 6 | 0 | 2 | 37 | 24 |
| G-Dupay | 2-6 | 0-3 | 5-7 | 0-2-2 | 1 | 3 | 0 | 0 | 1 | 31 | 9 |
| G-Nelson | 6-13 | 3-7 | 4-4 | 2-2-4 | 1 | 4 | 4 | 0 | 0 | 37 | 19 |
| Greene | 2-3 | 0-1 | 0-0 | 0-4-4 | 2 | 1 | 3 | 1 | 0 | 19 | 4 |
| Halton | 0-1 | 0-1 | 0-0 | 0-0-0 | 0 | 0 | 0 | 0 | 1 | 11 | 0 |
| Colas | 0-2 | 0-0 | 0-0 | 0-0-0 | 3 | 1 | 0 | 0 | 1 | 9 | 0 |
| Team | | | | 1-7-8 | | | | | | 0 | 0 |
| Totals | 24-49 | 4-14 | 17-22 | 7-33-40 | 19 | 17 | 16 | 1 | 7 | 200 | 69 |
| First Half - FG: 11-26 (.423), 3-FG: 2-6 (.333), FT: 2-4 (.500) | | | | | | | | | | | |

| Linescore | 1st | 2nd | Final | Attendance: |
|-------------|-----|-----|-------|------------------|
| W. Kentucky | 26 | 30 | 56 | 10,948 |
| Florida | 26 | 43 | 69 | Technicals: None |

CREIGHTON 83, FLORIDA 82 (2 OT)

MARCH 15, 2002 • UNITED CENTER, CHICAGO, ILL.

Creighton's Terrell Taylor made a three pointer with two-tenths of a second left in the second overtime to knock out Florida, 83-82, in the first round of the NCAA Tournament. Fifth-seeded Florida held an 82-80 lead with 29 seconds left but failed to inbound the ball and was whistled for a five-second call. The 12th-seeded Bluejays were able to nail the threes, connecting on 13-of-30 from beyond the arc. Three Gators scored in double figures.

| Florida | Total FG-A | 3-Pt. FG-A | FT-A | REB O-D-T | PF | AT | TO | BK | ST | MN | TP |
|---|--------------|-------------|--------------|-----------------|-----------|-----------|-----------|----------|-----------|------------|-----------|
| F-Bonner | 4-11 | 1-3 | 1-1 | 1-3-4 | 3 | 1 | 2 | 0 | 0 | 39 | 10 |
| C-Haslem | 6-10 | 0-0 | 8-15 | 4-3-7 | 4 | 2 | 2 | 0 | 2 | 31 | 20 |
| G-Colas | 3-3 | 0-0 | 0-0 | 2-2-4 | 3 | 0 | 4 | 0 | 0 | 13 | 6 |
| G-Nelson | 4-19 | 2-10 | 3-3 | 1-1-2 | 1 | 3 | 1 | 2 | 2 | 47 | 13 |
| G-Hamilton | 2-6 | 1-3 | 1-2 | 1-2-3 | 1 | 6 | 4 | 0 | 0 | 45 | 6 |
| Greene | 1-5 | 0-0 | 2-2 | 1-1-2 | 4 | 4 | 1 | 0 | 2 | 32 | 4 |
| White | 3-5 | 3-4 | 0-0 | 1-0-1 | 4 | 1 | 1 | 0 | 1 | 11 | 9 |
| Halton | 2-4 | 1-2 | 0-0 | 1-0-1 | 1 | 0 | 1 | 0 | 1 | 7 | 5 |
| Lee | 2-3 | 0-0 | 5-6 | 2-6-8 | 0 | 3 | 0 | 1 | 2 | 23 | 9 |
| King | 0-0 | 0-0 | 0-0 | 0-0-0 | 1 | 0 | 0 | 0 | 0 | 2 | 0 |
| Team | | | | 3-4-7 | | | | | | 0 | 0 |
| Totals | 27-66 | 8-22 | 20-29 | 17-22-39 | 21 | 20 | 17 | 3 | 10 | 250 | 82 |
| First Half - FG: 14-30 (.467), 3-FG: 5-13 (.385), FT: 5-6 (.833) | | | | | | | | | | | |

| Creighton | Total FG-A | 3-Pt. FG-A | FT-A | REB O-D-T | PF | AT | TO | BK | ST | MN | TP |
|-------------|------------|------------|------|-----------|----|----|----|----|----|----|----|
| F-Linderman | 4-7 | 1-1 | 0-0 | 3-0-3 | 2 | 2 | 2 | 0 | 1 | 32 | 9 |
| F-Korver | 4-12 | 4-9 | 4-4 | 0-6-6 | | | | | | | |

FLORIDA BASKETBALL NCAA RECAPS

FLORIDA 85, SAM HOUSTON STATE 55

MARCH 21, 2003 • ST. PETE TIMES FORUM, TAMPA, FLA.

Second-seeded Florida closed out the first half on an 9-1 run to break open a close game on their way to a 85-55 win over 15th-seeded Sam Houston State in the first round of the NCAA Tournament. Florida's fifth consecutive appearance in the NCAA tournament was highlighted by the play of David Lee, who scored a career-high 23 points on 9 of 12 shooting to lead the Gators. Freshman Anthony Roberson added 16, including 5-of-7 from 3-point range.

| SHSU | Total FG-A | 3-Pt. FG-A | FT-A | REB 0-D-T | PF | AT | TO | BK | ST | MN | TP |
|---------------|--------------|-------------|--------------|-----------------|-----------|-----------|-----------|----------|----------|------------|-----------|
| F-Freeman | 2-4 | 1-2 | 0-0 | 0-2-2 | 3 | 0 | 2 | 0 | 0 | 12 | 5 |
| F-Cole | 4-12 | 2-4 | 5-6 | 1-7-8 | 3 | 2 | 2 | 1 | 0 | 29 | 15 |
| C-Dipliant | 0-2 | 0-0 | 0-0 | 2-1-3 | 2 | 1 | 1 | 0 | 0 | 13 | 0 |
| G-Barlow | 2-6 | 2-4 | 1-1 | 1-0-1 | 2 | 1 | 1 | 0 | 0 | 16 | 7 |
| G-Shannon | 1-7 | 0-3 | 0-0 | 0-1-1 | 1 | 1 | 3 | 0 | 0 | 26 | 2 |
| Ebow | 0-2 | 0-0 | 0-0 | 0-1-1 | 1 | 3 | 2 | 0 | 1 | 14 | 0 |
| Onwuchekwa | 0-1 | 0-0 | 0-0 | 1-0-1 | 1 | 0 | 0 | 0 | 0 | 4 | 0 |
| Winters | 2-3 | 0-0 | 0-2 | 2-2-4 | 1 | 0 | 0 | 0 | 0 | 10 | 4 |
| Stephenson | 2-6 | 0-3 | 0-0 | 0-3-3 | 1 | 1 | 0 | 0 | 0 | 24 | 4 |
| Jordan | 2-4 | 1-2 | 3-7 | 1-0-1 | 1 | 1 | 2 | 0 | 0 | 24 | 8 |
| Fobbs | 4-10 | 0-0 | 2-2 | 4-7-11 | 0 | 0 | 2 | 3 | 0 | 28 | 10 |
| Team | | | | 0-1-1 | | | | | | 1 | 0 |
| Totals | 19-57 | 6-18 | 11-18 | 12-25-37 | 16 | 10 | 16 | 4 | 1 | 200 | 55 |

First Half - FG: 8-28 (.286), 3-FG: 3-9 (.333), FT: 5-8 (.625)

| Florida | Total FG-A | 3-Pt. FG-A | FT-A | REB 0-D-T | PF | AT | TO | BK | ST | MN | TP |
|---------------|--------------|--------------|-------------|----------------|-----------|-----------|-----------|----------|----------|------------|-----------|
| F-Bonner | 3-11 | 1-4 | 0-1 | 3-5-8 | 0 | 1 | 3 | 1 | 1 | 27 | 7 |
| F-Walsh | 2-4 | 2-4 | 0-0 | 0-6-6 | 2 | 3 | 1 | 0 | 0 | 21 | 6 |
| C-Lee | 9-12 | 0-0 | 5-6 | 4-2-6 | 0 | 3 | 0 | 1 | 1 | 27 | 23 |
| G-Roberson | 5-9 | 5-7 | 1-2 | 1-3-4 | 1 | 2 | 0 | 0 | 0 | 27 | 16 |
| G-Hamilton | 4-7 | 1-4 | 2-2 | 1-2-3 | 2 | 4 | 0 | 1 | 1 | 29 | 11 |
| Boggan | 0-1 | 0-0 | 0-2 | 0-0-0 | 1 | 1 | 0 | 0 | 0 | 3 | 0 |
| Haimovitch | 0-0 | 0-0 | 0-0 | 0-0-0 | 0 | 0 | 0 | 0 | 0 | 2 | 0 |
| Moss | 2-4 | 0-0 | 0-0 | 0-2-2 | 2 | 1 | 0 | 0 | 0 | 12 | 4 |
| Capko | 0-0 | 0-0 | 0-1 | 0-0-0 | 0 | 0 | 0 | 0 | 0 | 2 | 0 |
| Nelson | 3-8 | 3-7 | 0-0 | 0-4-4 | 2 | 3 | 2 | 0 | 2 | 19 | 9 |
| Drejer | 3-4 | 1-2 | 0-0 | 0-1-1 | 2 | 4 | 2 | 0 | 1 | 15 | 7 |
| Al-Kaleem | 0-0 | 0-0 | 0-0 | 0-1-1 | 0 | 0 | 0 | 0 | 0 | 4 | 0 |
| Colas | 1-1 | 0-0 | 0-0 | 0-2-2 | 3 | 2 | 1 | 0 | 0 | 12 | 2 |
| Team | | | | 0-3-3 | | | | | | 1 | 0 |
| Totals | 32-61 | 13-28 | 8-10 | 9-31-40 | 15 | 24 | 10 | 3 | 6 | 200 | 85 |

First Half - FG: 14-30 (.467), 3-FG: 4-13 (.308), FT: 6-8 (.750)

| Linescore | 1st | 2nd | Final | Attendance | Technical |
|-------------------|-----|-----|-------|------------|-----------|
| Sam Houston State | 24 | 31 | 55 | 20,224 | None |
| Florida | 38 | 47 | 85 | 20,224 | None |

MANHATTAN 75, FLORIDA 60

MARCH 18, 2004 • RBC CENTER, RALEIGH, N.C.

The 12th-seeded Manhattan Jaspers, led by Luis Flores with 26 points, were able to defeat the fifth-seeded Florida Gators in the first round of the NCAA tournament. While the Gators were led by Anthony Roberson's 22 points, they could only muster 3-of-13 shooting from behind the arc. Senior Bonell Colas finished with eight points in his last game as a Gator.

| Manhattan | Total FG-A | 3-Pt. FG-A | FT-A | REB 0-D-T | PF | AT | TO | BK | ST | MN | TP |
|---------------|--------------|-------------|--------------|----------------|-----------|-----------|----------|----------|----------|------------|-----------|
| Flores | 8-23 | 3-7 | 7-9 | 0-3-3 | 2 | 0 | 2 | 0 | 1 | 39 | 26 |
| Wingate | 0-1 | 0-1 | 0-0 | 2-0-2 | 4 | 4 | 2 | 0 | 1 | 22 | 0 |
| Hollmes | 5-10 | 0-0 | 2-3 | 4-8-12 | 4 | 2 | 1 | 2 | 1 | 34 | 12 |
| Mulligan | 6-13 | 1-2 | 4-5 | 1-2-3 | 4 | 1 | 2 | 1 | 2 | 28 | 17 |
| Benton | 1-3 | 0-0 | 0-0 | 1-2-3 | 1 | 0 | 1 | 0 | 0 | 20 | 2 |
| Gatling | 0-0 | 0-0 | 0-0 | 0-0-0 | 0 | 0 | 0 | 0 | 0 | 1 | 0 |
| Minor | 3-4 | 1-2 | 0-0 | 0-0-0 | 3 | 2 | 0 | 0 | 1 | 26 | 7 |
| Johnson | 0-0 | 0-0 | 0-0 | 0-0-0 | 0 | 0 | 0 | 0 | 0 | 1 | 0 |
| Enescu | 0-0 | 0-0 | 0-0 | 0-0-0 | 0 | 0 | 0 | 0 | 0 | 1 | 0 |
| Ngarndi | 0-1 | 0-0 | 0-0 | 0-2-2 | 0 | 0 | 0 | 0 | 0 | 3 | 0 |
| Johnson | 0-0 | 0-0 | 0-0 | 0-0-0 | 0 | 0 | 0 | 0 | 0 | 1 | 0 |
| Konovchick | 3-5 | 1-3 | 4-4 | 1-3-4 | 3 | 1 | 1 | 1 | 2 | 24 | 11 |
| Team | | | | 0-6-6 | | | | | | 1 | 0 |
| Totals | 26-60 | 6-15 | 17-21 | 9-21-30 | 21 | 10 | 9 | 4 | 8 | 200 | 75 |

First Half - FG: 13-30 (.433), 3-FG: 4-9 (.444), FT: 6-8 (.750)

| Florida | Total FG-A | 3-Pt. FG-A | FT-A | REB 0-D-T | PF | AT | TO | BK | ST | MN | TP |
|---------------|--------------|-------------|--------------|----------------|-----------|----------|-----------|----------|----------|------------|-----------|
| Roberson | 7-13 | 2-6 | 6-6 | 0-2-2 | 5 | 1 | 5 | 0 | 1 | 34 | 22 |
| Moss | 2-8 | 0-0 | 1-2 | 1-5-6 | 3 | 0 | 1 | 2 | 0 | 29 | 5 |
| Humphrey | 0-0 | 0-0 | 0-2 | 0-1-1 | 0 | 0 | 1 | 0 | 0 | 27 | 0 |
| Lee | 3-5 | 0-0 | 1-2 | 0-5-5 | 4 | 2 | 2 | 0 | 1 | 24 | 7 |
| Walsh | 4-12 | 0-5 | 5-6 | 0-4-4 | 4 | 1 | 4 | 1 | 1 | 32 | 13 |
| Haimovitch | 0-0 | 0-0 | 0-0 | 0-0-0 | 0 | 0 | 0 | 0 | 0 | 1 | 0 |
| Al-Kaleem | 1-2 | 1-2 | 0-0 | 0-0-0 | 1 | 0 | 0 | 0 | 0 | 14 | 3 |
| Appleby | 1-1 | 0-0 | 0-0 | 0-0-0 | 0 | 0 | 0 | 0 | 0 | 5 | 2 |
| Richard | 0-0 | 0-0 | 0-0 | 0-0-0 | 0 | 0 | 0 | 0 | 0 | 9 | 0 |
| Colas | 3-4 | 0-0 | 2-4 | 2-4-6 | 1 | 0 | 1 | 1 | 1 | 25 | 8 |
| Team | | | | 0-2-2 | | | | | | 1 | 0 |
| Totals | 21-45 | 3-13 | 15-22 | 3-21-24 | 18 | 4 | 14 | 4 | 4 | 200 | 60 |

First Half - FG: 12-23 (.522), 3-FG: 2-7 (.286), FT: 3-4 (.750)

| Linescore | 1st | 2nd | Final | Attendance | Technical |
|-----------|-----|-----|-------|------------|-----------|
| Manhattan | 36 | 39 | 75 | 19,722 | None |
| Florida | 29 | 31 | 60 | 19,722 | None |

MICHIGAN STATE 68, FLORIDA 46

MARCH 23, 2003 • ST. PETE TIMES FORUM, TAMPA, FLA.

In a rematch of the 2000 National Championship game, 10th-seeded Michigan State eliminates second-seeded Florida from the 2003 NCAA Tournament, 68-46. Florida kept the game close in the first half, but a late 14-5 run extended Michigan State's lead to 10 at the break. Florida could get no closer than 15 the rest of the game. David Lee led the Gators in scoring with 16 points and four rebounds.

| Michigan State | Total FG-A | 3-Pt. FG-A | FT-A | REB 0-D-T | PF | AT | TO | BK | ST | MN | TP |
|----------------|--------------|-------------|--------------|----------------|-----------|-----------|-----------|----------|----------|------------|-----------|
| F-Anderson | 1-3 | 0-0 | 5-7 | 1-3-4 | 2 | 5 | 3 | 0 | 0 | 34 | 7 |
| F-Lorbek | 4-7 | 2-5 | 2-4 | 2-5-7 | 4 | 1 | 1 | 0 | 1 | 27 | 12 |
| C-Anagorve | 3-3 | 0-0 | 0-0 | 0-1-1 | 5 | 0 | 2 | 0 | 1 | 16 | 6 |
| G-Hill | 5-8 | 2-5 | 0-0 | 0-3-3 | 2 | 3 | 0 | 0 | 0 | 31 | 12 |
| G-Torbert | 2-8 | 0-1 | 3-4 | 2-0-2 | 2 | 4 | 1 | 0 | 1 | 29 | 7 |
| Wolfe | 0-0 | 0-0 | 0-0 | 0-0-0 | 0 | 0 | 0 | 0 | 0 | 1 | 0 |
| Johnson | 0-0 | 0-0 | 0-0 | 0-1-1 | 0 | 0 | 0 | 0 | 0 | 3 | 0 |
| Ager | 6-9 | 2-5 | 2-2 | 0-1-1 | 0 | 1 | 0 | 0 | 0 | 20 | 16 |
| Bograkos | 0-0 | 0-0 | 0-0 | 0-0-0 | 1 | 0 | 0 | 0 | 0 | 2 | 0 |
| Davis | 4-5 | 0-0 | 0-1 | 1-4-5 | 1 | 0 | 1 | 0 | 2 | 24 | 8 |
| Andreas | 0-0 | 0-0 | 0-0 | 0-0-0 | 1 | 0 | 1 | 0 | 0 | 3 | 0 |
| Westrick | 0-1 | 0-0 | 0-0 | 0-0-0 | 0 | 0 | 0 | 0 | 0 | 1 | 0 |
| Ballingner | 0-1 | 0-0 | 0-0 | 2-1-3 | 0 | 1 | 0 | 0 | 0 | 9 | 0 |
| Team | | | | 1-2-3 | | | | | | 1 | 0 |
| Totals | 25-45 | 6-16 | 12-18 | 9-21-30 | 18 | 15 | 10 | 0 | 5 | 200 | 68 |

First Half - FG: 14-20 (.700), 3-FG: 4-6 (.667), FT: 5-8 (.625)

| Florida | Total FG-A | 3-Pt. FG-A | FT-A | REB 0-D-T | PF | AT | TO | BK | ST | MN | TP |
|---------------|--------------|-------------|-------------|----------------|-----------|----------|-----------|----------|----------|------------|-----------|
| F-Bonner | 2-9 | 2-6 | 0-1 | 1-5-6 | 4 | 1 | 3 | 0 | 0 | 35 | 6 |
| F-Walsh | 2-6 | 1-3 | 0-0 | 1-1-2 | 2 | 3 | 1 | 0 | 0 | 23 | 5 |
| C-Lee | 5-8 | 0-0 | 6-7 | 2-2-4 | 4 | 2 | 4 | 0 | 1 | 32 | 16 |
| G-Roberson | 0-6 | 0-0 | 0-0 | 0-0-0 | 1 | 2 | 2 | 0 | 0 | 23 | 0 |
| G-Hamilton | 5-7 | 2-2 | 2-2 | 0-1-1 | 2 | 0 | 1 | 0 | 1 | 36 | 12 |
| Boggan | 0-0 | 0-0 | 0-0 | 0-0-0 | 0 | 0 | 0 | 0 | 0 | 1 | 0 |
| Moss | 1-1 | 0-0 | 0-0 | 1-2-3 | 3 | 0 | 0 | 0 | 1 | 7 | 2 |
| Capko | 0-0 | 0-0 | 0-0 | 0-0-0 | 0 | 0 | 0 | 0 | 0 | 1 | 0 |
| Nelson | 0-4 | 0-4 | 0-0 | 0-0-0 | 1 | 0 | 0 | 0 | 0 | 16 | 0 |
| Drejer | 0-0 | 0-0 | 3-4 | 0-1-1 | 2 | 0 | 0 | 0 | 0 | 18 | 3 |
| Al-Kaleem | 0-0 | 0-0 | 0-0 | 0-0-0 | 0 | 0 | 0 | 0 | 0 | 2 | 0 |
| Colas | 1-2 | 0-0 | 0-0 | 2-0-2 | 1 | 1 | 3 | 0 | 0 | 6 | 2 |
| Team | | | | 1-2-3 | | | | | | 1 | 0 |
| Totals | 16-43 | 5-21 | 9-12 | 8-14-22 | 20 | 9 | 14 | 1 | 2 | 200 | 46 |

First Half - FG: 11-27 (.407), 3-FG: 1-14 (.286), FT: 1-1 (1.000)

| Linescore | 1st | 2nd | Final | Attendance | Technical |
|----------------|-----|-----|-------|------------|-----------|
| Michigan State | 37 | 31 | 68 | 20,224 | None |
| Florida | 27 | 19 | 46 | 20,224 | None |

FLORIDA 67, OHIO 62

MARCH 18, 2005 • GAYLORD ENTERTAINMENT CENTER, NASHVILLE, TENN.

Matt Walsh led the Gators with 18 points and seven assists and went 9-for-10 from the free throw line. Mychal Green led all scorers with 24 points. Chris Richard set a UF NCAA Tournament record with four blocked shots. David Lee narrowly missed a double-double with 14 points and eight rebounds. The Gators won despite being out-rebounded (33-32) and shooting just 38.9 percent from the floor.

| Ohio | Total FG-A | 3-Pt. FG-A | FT-A | REB 0-D-T | PF | AT | TO | BK | ST | MN | TP |
|---------------|--------------|-------------|--------------|-----------------|-----------|----------|-----------|----------|----------|------------|-----------|
| Troutman | 4-9 | 3-4 | 2-3 | 2-3-5 | 5 | 2 | 7 | 1 | 2 | 34 | 13 |
| Harbut | 1-6 | 0-0 | 3-4 | 1-7-8 | 3 | 1 | 3 | 1 | 1 | 37 | 5 |
| Williams | 3-6 | 0-0 | 3-6 | 4-3-7 | 4 | 0 | 1 | 0 | 0 | 27 | 9 |
| Green | 7-13 | 6-9 | 4-4 | 1-2-3 | 2 | 3 | 5 | 0 | 2 | 39 | 24 |
| Fears | 2-10 | 0-4 | 5-9 | 0-2-2 | 3 | 1 | 2 | 0 | 3 | 36 | 9 |
| Davis | 0-0 | 0-0 | 0-0 | 0-0-0 | 0 | 0 | 0 | 0 | 0 | 3 | 0 |
| Gladney | 0-0 | 0-0 | 0-0 | 0-0-0 | 0 | 0 | 1 | 1 | 0 | 4 | 0 |
| Halbert | 0-1 | 0-1 | 0-0 | 0-0-0 | 1 | 0 | 0 | 0 | 0 | 5 | 0 |
| McGowen | 1-1 | 0-0 | 0-0 | 1-5-6 | 3 | 2 | 1 | 1 | 2 | 0 | 15 |
| Team | | | | 1-1-2 | | | | | | 1 | 0 |
| Totals | 18-46 | 9-18 | 17-26 | 10-23-33 | 21 | 8 | 20 | 5 | 8 | 200 | 62 |

First Half - FG: 9-22 (.409), 3-FG: 5-10 (.500), FT: 5-7 (.714)

| Florida | Total FG-A | 3-Pt. FG-A | FT-A | REB 0-D-T | PF | AT | TO | BK | ST | MN | TP |
|----------|------------|------------|------|-----------|----|----|----|----|----|----|----|
| Roberson | 3-15 | 0-8 | 5-5 | 1-1-2 | 2 | 3 | 1 | 0 | 1 | 33 | 11 |
| Brewer | 4-5 | 1-1 | 0-0 | 1-3-4 | 3 | 1 | 5 | 0 | 2 | 18 | 9 |
| Moss | 0-0 | 0-0 | 0-0 | 0-0-0 | 1 | 0 | 0 | 0 | 0 | 9 | 0 |
| Green | 2-3 | 2-2 | 2-2 | 0-0-0 | 3 | 1 | 0 | 0 | 1 | 21 | 8 |
| Humphrey | 1-4 | 1-3 | 0-0 | 0-0-0 | 1 | 0 | 0 | 0 | 0 | 9 | 3 |

FLORIDA BASKETBALL NCAA RECAPS

VILLANOVA 76, FLORIDA 65

MARCH 20, 2005 • GAYLORD ENTERTAINMENT CENTER, NASHVILLE, TENN.

Florida's David Lee recorded his 22nd career double-double with 20 points and 10 rebounds, but the Gators fell behind early and couldn't overcome a 14-point first half deficit before falling to Villanova. Jason Fraser of Villanova led all scorers with 21 points. Matt Walsh added 12 points and Corey Brewer scored 11 for the Gators. Florida battled back within one point at 44-43 with 16:26 left, but Villanova then went on a 10-0 run and the Gators never got closer than eight the rest of the way.

| Villanova | Total FG-A | 3-Pt. FG-A | FT-A | REB 0-D-T | PF | AT | TO | BK | ST | MN | TP |
|------------------|---------------|---------------|--------------|-----------------|-----------|-----------|-----------|----------|-----------|------------|-----------|
| F-Foye | 6-17 | 1-4 | 5-6 | 1-3-4 | 3 | 1 | 3 | 0 | 2 | 36 | 18 |
| F-Sumpter | 3-4 | 1-1 | 1-1 | 2-4-6 | 1 | 1 | 0 | 0 | 0 | 10 | 8 |
| C-Sheridan | 2-5 | 0-0 | 0-0 | 3-4-7 | 4 | 0 | 1 | 1 | 1 | 20 | 4 |
| G-Nardi | 1-6 | 1-3 | 0-0 | 0-0-0 | 2 | 3 | 2 | 0 | 2 | 38 | 3 |
| G-Ray | 0-6 | 0-3 | 7-8 | 0-1-1 | 4 | 3 | 4 | 0 | 2 | 29 | 7 |
| Lowry | 7-11 | 0-0 | 1-3 | 0-5-5 | 3 | 2 | 1 | 1 | 3 | 31 | 15 |
| Fraser | 5-9 | 0-0 | 11-17 | 9-6-15 | 3 | 0 | 2 | 1 | 0 | 30 | 21 |
| Charles | 0-0 | 0-0 | 0-0 | 0-1-1 | 2 | 0 | 1 | 0 | 0 | 3 | 2 |
| Austin | 0-0 | 0-0 | 0-0 | 0-0-0 | 1 | 0 | 0 | 1 | 1 | 3 | 1 |
| Team | | | | 2-3-5 | | | | | | | |
| Totals | 24-58 | 3-11 | 25-35 | 17-27-44 | 23 | 10 | 14 | 4 | 11 | 200 | 76 |

First Half - FG: 15-33 (.455), 3-FG: 2-7 (.286), FT: 7-11 (.636)

| Florida | Total FG-A | 3-Pt. FG-A | FT-A | REB 0-D-T | PF | AT | TO | BK | ST | MN | TP |
|----------------|---------------|---------------|--------------|-----------------|-----------|----------|-----------|----------|----------|------------|-----------|
| F-Brewer | 3-7 | 2-4 | 3-5 | 0-1-1 | 3 | 1 | 4 | 0 | 1 | 28 | 11 |
| F-Lee | 7-12 | 0-0 | 6-7 | 7-3-10 | 5 | 2 | 3 | 3 | 3 | 33 | 20 |
| C-Horford | 0-1 | 0-0 | 0-1 | 1-4-5 | 4 | 1 | 0 | 1 | 1 | 22 | 4 |
| G-Roberson | 1-8 | 1-4 | 2-2 | 0-0-0 | 4 | 1 | 2 | 0 | 0 | 26 | 5 |
| G-Walsh | 4-13 | 2-6 | 2-2 | 1-8-9 | 5 | 3 | 4 | 0 | 0 | 32 | 12 |
| Moss | 0-0 | 0-0 | 0-0 | 1-1-2 | 2 | 0 | 0 | 0 | 0 | 3 | 0 |
| Ingram | 0-0 | 0-0 | 0-0 | 0-0-0 | 1 | 0 | 0 | 0 | 0 | 1 | 0 |
| Green | 2-5 | 1-2 | 4-6 | 0-1-1 | 1 | 1 | 3 | 0 | 1 | 22 | 9 |
| Humphrey | 1-2 | 1-2 | 1-2 | 0-0-0 | 1 | 0 | 2 | 0 | 0 | 16 | 4 |
| Noah | 0-0 | 0-0 | 0-0 | 0-1-1 | 1 | 0 | 0 | 0 | 0 | 2 | 1 |
| Richard | 2-4 | 0-0 | 0-0 | 0-2-2 | 3 | 0 | 1 | 0 | 0 | 15 | 4 |
| Team | | | | 0-3-3 | | | | | | | |
| Totals | 20-52 | 7-18 | 18-25 | 10-24-34 | 30 | 9 | 19 | 4 | 6 | 200 | 65 |

First Half - FG: 10-25 (.400), 3-FG: 3-8 (.375), FT: 9-14 (.643)

| Linescore | 1st | 2nd | Final | Attendance: 17,018 |
|-----------|-----|-----|-------|--------------------|
| Villanova | 39 | 37 | 76 | Technicals: None |
| Florida | 32 | 33 | 65 | |

FLORIDA 82, WISCONSIN-MILWAUKEE, 60

MARCH 18, 2006 • VETERANS MEMORIAL ARENA, JACKSONVILLE, FLA.

Behind a 23-point effort from sophomore Corey Brewer and 17 points from sophomore Joakim Noah, the No. 3 seed University of Florida men's basketball team advanced to the NCAA Tournament Regional Semifinal for the third time in the last eight years by defeating No. 11 seed Wisconsin-Milwaukee, 82-60, at Veterans Memorial Arena.

| Wisconsin-Milwaukee | Total FG-A | 3-Pt. FG-A | FT-A | REB 0-D-T | PF | AT | TO | BK | ST | MN | TP |
|----------------------------|---------------|---------------|-------------|-----------------|-----------|-----------|-----------|----------|----------|------------|-----------|
| F-Tucker | 4-14 | 1-5 | 0-0 | 0-2-2 | 3 | 2 | 3 | 0 | 0 | 28 | 9 |
| F-McCoy | 2-3 | 0-1 | 0-1 | 0-1-1 | 2 | 1 | 0 | 1 | 1 | 20 | 4 |
| C-Tigert | 11-13 | 2-2 | 3-4 | 2-6-8 | 4 | 3 | 2 | 1 | 0 | 34 | 27 |
| G-Hill | 0-6 | 0-4 | 0-1 | 2-2-4 | 5 | 2 | 1 | 1 | 1 | 36 | 0 |
| G-Davis | 3-12 | 2-4 | 2-3 | 4-5-9 | 1 | 2 | 2 | 0 | 3 | 35 | 6 |
| Massiah | 0-0 | 0-0 | 0-0 | 0-0-0 | 0 | 0 | 0 | 0 | 0 | 1 | 0 |
| Smith | 0-3 | 0-0 | 2-4 | 1-2-3 | 2 | 0 | 3 | 0 | 1 | 19 | 2 |
| Pancratz | 0-2 | 0-0 | 2-2 | 1-0-1 | 0 | 0 | 0 | 0 | 0 | 5 | 2 |
| Hansen | 2-3 | 2-3 | 0-0 | 0-0-0 | 0 | 0 | 0 | 0 | 0 | 2 | 10 |
| Hansen | 0-0 | 0-0 | 0-0 | 0-0-0 | 0 | 0 | 0 | 0 | 0 | 2 | 0 |
| Bendall | 0-0 | 0-0 | 0-2 | 0-0-0 | 0 | 0 | 0 | 0 | 0 | 1 | 0 |
| Young | 0-2 | 0-1 | 0-0 | 1-0-1 | 0 | 0 | 0 | 0 | 0 | 1 | 0 |
| Ford | 0-3 | 0-0 | 0-0 | 2-0-2 | 0 | 0 | 0 | 0 | 0 | 10 | 0 |
| Team | | | | 0-1-1 | | | | | | | |
| Totals | 22-61 | 7-20 | 9-17 | 14-19-33 | 18 | 10 | 11 | 3 | 6 | 200 | 60 |

First Half - FG: 10-30 (.333), 3-FG: 2-8 (.250), FT: 4-5 (.800)

| Florida | Total FG-A | 3-Pt. FG-A | FT-A | REB 0-D-T | PF | AT | TO | BK | ST | MN | TP |
|----------------|---------------|---------------|--------------|-----------------|-----------|-----------|-----------|----------|----------|------------|-----------|
| F-Brewer | 9-16 | 5-8 | 0-0 | 2-1-3 | 2 | 0 | 2 | 1 | 1 | 23 | 23 |
| F-Noah | 5-10 | 0-0 | 7-9 | 1-6-7 | 1 | 6 | 1 | 4 | 2 | 32 | 17 |
| C-Horford | 6-8 | 0-0 | 1-3 | 2-4-6 | 3 | 2 | 1 | 0 | 0 | 23 | 13 |
| G-Green | 2-6 | 1-4 | 2-2 | 0-2-2 | 4 | 6 | 3 | 1 | 0 | 33 | 7 |
| G-Humphrey | 3-7 | 2-6 | 1-1 | 1-1-2 | 2 | 2 | 1 | 0 | 2 | 21 | 9 |
| Swanson | 0-0 | 0-0 | 0-0 | 0-0-0 | 0 | 0 | 1 | 0 | 0 | 1 | 0 |
| Moss | 3-5 | 0-1 | 0-0 | 3-6-9 | 2 | 0 | 0 | 0 | 1 | 19 | 6 |
| Hodge | 1-2 | 0-1 | 0-0 | 0-3-3 | 0 | 2 | 1 | 1 | 0 | 20 | 2 |
| Berry | 0-0 | 0-0 | 0-0 | 0-0-0 | 1 | 0 | 0 | 0 | 0 | 1 | 0 |
| Tyler | 0-0 | 0-0 | 0-0 | 0-0-0 | 0 | 0 | 0 | 0 | 0 | 1 | 0 |
| Richard | 1-2 | 0-0 | 3-4 | 0-4-4 | 4 | 0 | 0 | 1 | 0 | 14 | 5 |
| Huertas | 0-0 | 0-0 | 0-0 | 0-0-0 | 0 | 0 | 0 | 0 | 0 | 1 | 0 |
| Team | | | | 1-4-5 | | | | | | | |
| Totals | 30-56 | 8-20 | 14-19 | 10-31-41 | 19 | 17 | 10 | 7 | 6 | 200 | 82 |

First Half - FG: 14-29 (.483), 3-FG: 4-11 (.364), FT: 2-5 (.400)

| Linescore | 1st | 2nd | Final | Attendance: 13,777 |
|-----------------|-----|-----|-------|--------------------|
| Wisc.-Milwaukee | 26 | 34 | 60 | Technicals: None |
| Florida | 34 | 48 | 82 | |

FLORIDA 76, SOUTH ALABAMA, 50

MARCH 16, 2006 • VETERANS MEMORIAL ARENA, JACKSONVILLE, FLA.

Junior Lee Humphrey finished with a career-high six three-pointers and added 20 points, while sophomore Joakim Noah added 16 points, eight rebounds, seven assists, five blocks and three steals as the No. 3 seed University of Florida men's basketball team advanced to the second round of the NCAA Tournament with a 76-50 victory over No. 14 seed South Alabama.

| South Alabama | Total FG-A | 3-Pt. FG-A | FT-A | REB 0-D-T | PF | AT | TO | BK | ST | MN | TP |
|----------------------|---------------|---------------|------------|----------------|-----------|----------|-----------|----------|----------|------------|-----------|
| F-Phillips | 2-8 | 0-0 | 0-2 | 1-1-2 | 3 | 0 | 0 | 1 | 1 | 20 | 4 |
| F-Buboltz | 5-7 | 4-5 | 0-0 | 1-2-3 | 2 | 0 | 1 | 0 | 0 | 20 | 14 |
| G-Jointer | 4-10 | 2-5 | 0-0 | 0-7-7 | 4 | 3 | 5 | 0 | 3 | 27 | 10 |
| G-Christie | 3-8 | 1-1 | 0-0 | 1-2-3 | 2 | 2 | 0 | 0 | 0 | 20 | 7 |
| G-Smith | 2-4 | 1-2 | 0-0 | 0-0-0 | 1 | 2 | 2 | 0 | 0 | 26 | 5 |
| Collins | 0-5 | 0-3 | 0-0 | 0-0-0 | 1 | 0 | 0 | 0 | 0 | 13 | 0 |
| Bennett | 3-7 | 1-1 | 0-0 | 1-4-5 | 1 | 0 | 3 | 0 | 1 | 21 | 7 |
| Cowherd | 0-2 | 0-1 | 0-0 | 0-0-0 | 1 | 1 | 0 | 0 | 0 | 14 | 0 |
| Grisby | 0-0 | 0-0 | 0-0 | 0-1-1 | 0 | 0 | 0 | 0 | 0 | 1 | 0 |
| McGriff | 0-1 | 0-0 | 1-2 | 0-1-1 | 1 | 0 | 1 | 1 | 1 | 18 | 1 |
| Law | 0-3 | 0-2 | 2-2 | 0-3-3 | 1 | 0 | 3 | 1 | 0 | 20 | 2 |
| Team | | | | 3-3-6 | | | | | | | |
| Totals | 19-55 | 9-20 | 3-6 | 7-24-31 | 17 | 8 | 16 | 3 | 7 | 200 | 50 |

First Half - FG: 9-27 (.333), 3-FG: 5-13 (.385), FT: 2-4 (.500)

| Florida | Total FG-A | 3-Pt. FG-A | FT-A | REB 0-D-T | PF | AT | TO | BK | ST | MN | TP |
|----------------|---------------|---------------|-------------|----------------|----------|-----------|-----------|----------|----------|------------|-----------|
| F-Brewer | 4-12 | 2-5 | 0-0 | 2-6-8 | 2 | 3 | 4 | 0 | 2 | 29 | 10 |
| F-Noah | 6-9 | 0-0 | 4-5 | 1-7-8 | 1 | 7 | 3 | 5 | 3 | 31 | 16 |
| C-Horford | 6-8 | 0-0 | 2-2 | 4-9-13 | 1 | 5 | 0 | 0 | 1 | 25 | 14 |
| G-Green | 2-9 | 1-7 | 2-3 | 0-4-4 | 1 | 3 | 1 | 1 | 1 | 35 | 7 |
| G-Humphrey | 7-9 | 6-8 | 0-0 | 0-0-0 | 1 | 0 | 2 | 0 | 0 | 31 | 20 |
| Swanson | 0-0 | 0-0 | 0-0 | 0-0-0 | 0 | 0 | 0 | 0 | 0 | 1 | 0 |
| Moss | 0-1 | 0-1 | 0-0 | 0-2-2 | 0 | 0 | 0 | 0 | 0 | 7 | 0 |
| Hodge | 1-4 | 1-4 | 0-0 | 0-1-1 | 2 | 2 | 0 | 0 | 1 | 22 | 3 |
| Berry | 0-0 | 0-0 | 0-0 | 0-0-0 | 0 | 0 | 0 | 0 | 0 | 1 | 0 |
| Tyler | 0-0 | 0-0 | 0-0 | 0-0-0 | 0 | 0 | 0 | 0 | 0 | 1 | 0 |
| Richard | 3-6 | 0-0 | 0-0 | 0-1-1 | 1 | 0 | 0 | 0 | 0 | 16 | 6 |
| Huertas | 0-1 | 0-0 | 0-0 | 0-0-0 | 0 | 0 | 0 | 0 | 0 | 1 | 0 |
| Team | | | | 1-1-2 | | | | | | | |
| Totals | 29-59 | 10-25 | 8-10 | 8-31-39 | 9 | 21 | 11 | 7 | 8 | 200 | 76 |

First Half - FG: 12-30 (.400), 3-FG: 5-15 (.333), FT: 2-4 (.500)

| Linescore | 1st | 2nd | Final | Attendance: 13,777 |
|---------------|-----|-----|-------|--------------------|
| South Alabama | 25 | 25 | 50 | Technicals: None |
| Florida | 31 | 45 | 76 | |

FLORIDA 57, GEORGETOWN, 53

MARCH 24, 2006 • H.H.H. METRODOME, MINNEAPOLIS, MINN.

Sophomore Joakim Noah led the squad with 15 points and 10 rebounds while he also turned in five blocked shots. Sophomores Taurean Green and Al Horford also reached double figures with 13 and 12 points, respectively. Sophomore Corey Brewer's shot with 27.5 seconds remaining to play fell in while he was falling down and he turned it into a three-point play, helping the Gators to a 57-53 victory over Georgetown at the Metrodome in Minneapolis. With the victory, UF advanced to the Elite Eight for the third time in school history.

| Georgetown | Total FG-A | 3-Pt. FG-A | FT-A | REB 0-D-T | PF | AT | TO | BK | ST | MN | TP |
|-------------------|---------------|---------------|------------|-----------------|-----------|-----------|-----------|----------|----------|------------|-----------|
| F-Bowman | 5-15 | 0-4 | 0-1 | 3-4-7 | 3 | 1 | 2 | 1 | 0 | 33 | 10 |
| F-Green | 5-10 | 1-1 | 4-5 | 3-3-6 | 3 | 4 | 4 | 0 | 2 | 32 | 15 |
| C-Hibbert | 5-9 | 0-0 | 0-0 | 2-5-7 | 4 | 0 | 2 | 3 | 0 | 28 | 10 |
| G-Cook | 4-8 | 2-5 | 2-2 | 0-0-0 | 2 | 3 | 1 | 0 | 2 | 35 | 12 |
| G-Wallace | 1-5 | 1-4 | 0-0 | 1-3-4 | 1 | 2 | 2 | 0 | 2 | 31 | 3 |
| Owens | 1-6 | 1-6 | 0-0 | 1-1-2 | 2 | 4 | 0 | 0 | 2 | 25 | 3 |
| Sapp | 0-1 | 0-1 | 0-0 | 2-3-5 | 1 | 1 | 1 | 0 | 0 | 16 | 0 |
| Team | | | | 1-0-1 | | | | | | | |
| Totals | 21-54 | 5-21 | 6-8 | 13-19-32 | 16 | 15 | 12 | 4 | 8 | 200 | 53 |

First Half - FG: 11-28 (.393), 3-FG: 3-12 (.250), FT: 5-5 (1.000)

| Florida | Total FG-A | 3-Pt. FG-A | FT-A | REB 0-D-T | PF | AT | TO | BK | ST | MN | TP | |
|----------------|---------------|---------------|------|--------------|----|----|----|----|----|----|----|---|
| F-Noah | 6-13 | 0-0 | 3-4 | 4-6-10 | 3 | 0 | 3 | 5 | 0 | 35 | 15 | |
| F-Brewer | 3-6 | 0-1 | 3-3 | 1-1-2 | 2 | 4 | 2 | 1 | 1 | 34 | 9 | |
| C-Horford | 4-8 | 0-0 | 4-6 | 2-4-6 | 3 | 0 | 2 | 2 | 1 | 28 | 12 | |
| G-Humphrey | 2-7 | 2-5 | 0-0 | 0-4-4 | 0 | 1 | 1 | 0 | 0 | 34 | 6 | |
| G-Green | 3-9 | 3-7 | 4-4 | 0-3-3 | 2 | 2 | 3 | 0 | 0 | 37 | 13 | |
| Swanson | 0-0 | 0-0 | 0-0 | 0-0-0 | 0 | 0 | 1 | 0 | 0 | 1 | 0 | |
| Richard | 1-1 | 0-0 | 0-0 | 0-0-0 | 2 | 0 | 0 | 0 | 0 | 14 | 2 | |
| Moss | 0-0 | 0-0 | 0-0 | 1-0-1 | 1 | 0 | 1 | 0 | 0 | 6 | 0 | |
| Hodge | 0-1 | 0-0 | 0-0 | 0-1-1 | 1 | 0 | 1 | 0 | 0 | 2 | 12 | 0 |
| Team | | | | | | | | | | | | |

FLORIDA BASKETBALL NCAA RECAPS

FLORIDA 75, VILLANOVA 62

MARCH 26, 2006 • H.H.H. METRODOME, MINNEAPOLIS, MINN.

Sophomore Joakim Noah had 21 points, 15 rebounds and five blocked shots as the Gators advanced to the Final Four for the third time in school history. Four players reached double figures in scoring: Noah, Taurean Green, 19; Al Horford, 12; Corey Brewer, 11. UF limited Villanova to 24 percent from the field (18-of-73).

| Villanova | Total FG-A | 3-Pt FG-A | FT-A | REB O-D-T | PF | AT | TO | BK | ST | MN | TP |
|------------|------------|-----------|-------|-----------|----|----|----|----|----|-----|----|
| G-Foye | 7-18 | 2-8 | 9-10 | 3-5-8 | 5 | 0 | 2 | 0 | 2 | 37 | 25 |
| G-Ray | 5-19 | 1-7 | 0-0 | 2-0-2 | 4 | 1 | 2 | 0 | 0 | 27 | 11 |
| F-Sheridan | 0-6 | 0-0 | 1-2 | 3-2-5 | 4 | 0 | 1 | 1 | 0 | 30 | 1 |
| G-Lowry | 1-9 | 0-0 | 1-1 | 2-2-4 | 5 | 2 | 0 | 1 | 2 | 29 | 3 |
| G-Nardi | 2-11 | 1-7 | 3-4 | 1-3-4 | 3 | 4 | 0 | 0 | 1 | 35 | 8 |
| Cunningham | 1-2 | 0-0 | 0-1 | 1-0-1 | 2 | 0 | 0 | 0 | 1 | 10 | 2 |
| Clark | 102 | 0-0 | 0-0 | 4-0-4 | 1 | 0 | 0 | 0 | 0 | 6 | 2 |
| Fraser | 1-4 | 0-0 | 7-7 | 5-2-7 | 0 | 1 | 1 | 4 | 0 | 22 | 9 |
| Anderson | 0-2 | 0-1 | 1-2 | 1-0-1 | 0 | 0 | 0 | 0 | 0 | 1 | 1 |
| Benn | 0-0 | 0-0 | 0-0 | 0-0-0 | 0 | 0 | 0 | 0 | 0 | 1 | 0 |
| Charles | 0-0 | 0-0 | 0-0 | 0-0-0 | 0 | 0 | 0 | 0 | 0 | 1 | 0 |
| Dunleavy | 0-0 | 0-0 | 0-0 | 0-0-0 | 0 | 0 | 0 | 0 | 0 | 1 | 0 |
| Team | | | | 4-0-4 | | | | | | | |
| Totals | 18-73 | 4-23 | 22-27 | 26-14-40 | 24 | 8 | 6 | 6 | 6 | 200 | 62 |

First Half - FG: 8-38 (.211), 3-FG: 2-8 (.250), FT: 12-13 (.923)

| Florida | Total FG-A | 3-Pt FG-A | FT-A | REB O-D-T | PF | AT | TO | BK | ST | MN | TP |
|------------|------------|-----------|-------|-----------|----|----|----|----|----|-----|----|
| F-Noah | 4-8 | 0-0 | 13-15 | 0-15-15 | 1 | 1 | 3 | 5 | 1 | 36 | 21 |
| F-Brewer | 4-7 | 1-2 | 2-3 | 0-3-3 | 5 | 2 | 2 | 0 | 0 | 17 | 11 |
| C-Horford | 6-12 | 0-0 | 0-0 | 8-7-15 | 2 | 1 | 3 | 2 | 0 | 33 | 12 |
| G-Humphrey | 3-12 | 2-9 | 0-0 | 1-1-2 | 2 | 4 | 1 | 0 | 0 | 38 | 8 |
| G-Green | 3-9 | 1-4 | 12-13 | 1-1-2 | 3 | 4 | 3 | 0 | 1 | 37 | 19 |
| Hodge | 0-2 | 0-1 | 0-0 | 1-2-3 | 4 | 0 | 0 | 0 | 0 | 12 | 0 |
| Richard | 1-2 | 0-0 | 0-0 | 3-1-4 | 2 | 1 | 1 | 1 | 0 | 11 | 2 |
| Huertás | 1-2 | 0-1 | 0-0 | 2-1-3 | 3 | 1 | 2 | 0 | 0 | 14 | 2 |
| Moss | 0-0 | 0-0 | 0-0 | 1-1-2 | 0 | 0 | 1 | 0 | 0 | 2 | 0 |
| Team | | | | 2-2-4 | | | | | | | |
| Totals | 22-54 | 4-17 | 27-31 | 19-34-53 | 22 | 14 | 16 | 8 | 2 | 200 | 75 |

First Half - FG: 12-30 (.400), 3-FG: 2-9 (.222), FT: 9-10 (.900)

| Linescore | 1st | 2nd | Final | Attendance: |
|-----------|-----|-----|-------|----------------------------|
| Villanova | 30 | 32 | 62 | 21,613 |
| Florida | 35 | 40 | 75 | Technicals: Florida (Noah) |

FLORIDA 73, UCLA 57

APRIL 3, 2006 • RCA DOME, INDIANAPOLIS, IND.

Florida claimed its first national championship in basketball with a thoroughly convincing 73-57 win over UCLA. The Gators became the first team since the 1968 UCLA Bruins to win both the national semifinal and final by 15+ points. Joakim Noah earned Final Four MVP honors after finishing with 16 points, nine rebounds and an NCAA title game record six blocked shots. Lee Humphrey added 15 points, knocking down four more three-pointers while Al Horford had 14 points and seven rebounds. Taurean Green played flawless point, dishing out eight assists to just one turnover. Florida controlled from start to finish, taking an 11-point lead into the locker room at the half and never looking back.

| UCLA | Total FG-A | 3-Pt FG-A | FT-A | REB O-D-T | PF | AT | TO | BK | ST | MN | TP |
|----------------|------------|-----------|-------|-----------|----|----|----|----|----|-----|----|
| F-Bozeman | 2-3 | 0-0 | 5-6 | 0-3-3 | 2 | 3 | 2 | 0 | 0 | 25 | 9 |
| F-Mbah A Moute | 3-9 | 0-2 | 0-0 | 3-7-10 | 4 | 1 | 0 | 0 | 0 | 32 | 10 |
| G-Hollins | 4-10 | 0-0 | 2-2 | 5-5-10 | 2 | 0 | 1 | 1 | 0 | 26 | 10 |
| G-Farmar | 8-21 | 1-8 | 1-2 | 0-2-2 | 2 | 4 | 2 | 0 | 2 | 34 | 18 |
| G-Affalo | 3-10 | 2-7 | 2-2 | 0-2-2 | 2 | 10 | 3 | 0 | 1 | 32 | 10 |
| Collison | 0-3 | 0-0 | 0-0 | 1-2-3 | 3 | 1 | 3 | 0 | 0 | 21 | 0 |
| Aboya | 1-1 | 0-0 | 0-2 | 2-1-3 | 2 | 1 | 0 | 0 | 0 | 14 | 2 |
| Mata | 1-4 | 0-0 | 0-0 | 2-3-5 | 3 | 0 | 1 | 0 | 0 | 9 | 2 |
| Roll | 0-0 | 0-0 | 0-0 | 0-0-0 | 2 | 0 | 0 | 0 | 0 | 0 | 7 |
| Team | | | | 1-1-2 | | | | | | | |
| Totals | 22-61 | 3-17 | 10-14 | 14-26-40 | 22 | 11 | 12 | 1 | 3 | 200 | 57 |

First Half - FG: 8-27 (.296), 3-FG: 1-5 (.200), FT: 8-10 (.800)

| Florida | Total FG-A | 3-Pt FG-A | FT-A | REB O-D-T | PF | AT | TO | BK | ST | MN | TP |
|------------|------------|-----------|-------|-----------|----|----|----|----|----|-----|----|
| F-Brewer | 4-12 | 2-3 | 1-3 | 3-4-7 | 3 | 4 | 2 | 1 | 3 | 37 | 11 |
| F-Noah | 7-9 | 0-0 | 2-2 | 2-7-9 | 2 | 3 | 2 | 6 | 1 | 33 | 16 |
| C-Horford | 5-8 | 0-0 | 4-5 | 2-5-7 | 2 | 3 | 2 | 6 | 1 | 33 | 16 |
| G-Green | 1-9 | 0-7 | 0-1 | 0-4-4 | 1 | 8 | 1 | 0 | 0 | 36 | 2 |
| G-Humphrey | 4-8 | 4-8 | 3-3 | 0-1-1 | 1 | 2 | 0 | 0 | 0 | 36 | 15 |
| Moss | 3-6 | 0-0 | 3-4 | 2-4-6 | 0 | 0 | 0 | 0 | 0 | 10 | 9 |
| Hodge | 0-3 | 0-1 | 0-0 | 0-1-1 | 1 | 1 | 0 | 0 | 2 | 12 | 0 |
| Richard | 2-3 | 0-0 | 2-2 | 0-0-0 | 3 | 0 | 0 | 1 | 0 | 12 | 6 |
| Team | | | | | | | | | | | |
| Totals | 26-58 | 6-19 | 15-20 | 9-26-35 | 13 | 21 | 6 | 10 | 7 | 200 | 73 |

First Half - FG: 12-27 (.444), 3-FG: 2-9 (.222), FT: 10-12 (.833)

| Linescore | 1st | 2nd | Final | Attendance: |
|-----------|-----|-----|-------|------------------|
| UCLA | 25 | 32 | 57 | 43,168 |
| Florida | 36 | 37 | 73 | Technicals: None |

FLORIDA 73, GEORGE MASON 58

APRIL 1, 2006 • RCA DOME, INDIANAPOLIS, IND.

Florida advanced to the National Championship game for the second time in school history by defeating George Mason, 73-58, at the RCA Dome. Junior Lee Humphrey matched his career-high with six 3-point field goals and led the team with 19 points. Al Horford led the team with 13 rebounds as the Gators out-rebounded the Patriots 40-27.

| George Mason | Total FG-A | 3-Pt FG-A | FT-A | REB O-D-T | PF | AT | TO | BK | ST | MN | TP |
|--------------|------------|-----------|-------|-----------|----|----|----|----|----|-----|----|
| F-Thomas | 4-12 | 0-0 | 2-5 | 1-2-3 | 2 | 0 | 1 | 1 | 3 | 23 | 10 |
| F-Lewis | 5-13 | 0-1 | 3-5 | 6-5-11 | 4 | 1 | 1 | 0 | 2 | 37 | 13 |
| G-Skinn | 5-12 | 1-4 | 2-3 | 1-2-3 | 3 | 1 | 2 | 0 | 1 | 29 | 13 |
| G-Butler | 4-7 | 0-2 | 0-0 | 0-4-4 | 1 | 1 | 4 | 1 | 0 | 36 | 8 |
| G-Campbell | 3-5 | 1-2 | 3-3 | 0-1-1 | 4 | 0 | 2 | 0 | 0 | 25 | 10 |
| Carter | 0-0 | 0-0 | 0-0 | 0-0-0 | 0 | 0 | 1 | 0 | 0 | 7 | 0 |
| Konate | 0-0 | 0-0 | 0-0 | 0-0-0 | 0 | 0 | 0 | 0 | 0 | 1 | 0 |
| Norwood | 1-4 | 0-2 | 0-0 | 0-1-1 | 0 | 3 | 0 | 0 | 2 | 25 | 2 |
| Burns | 0-0 | 0-0 | 0-0 | 0-0-0 | 0 | 0 | 0 | 0 | 0 | 1 | 0 |
| Fleming | 0-0 | 0-0 | 0-0 | 0-0-0 | 0 | 0 | 0 | 0 | 0 | 1 | 0 |
| Hernandez | 1-3 | 0-0 | 0-0 | 2-0-2 | 1 | 0 | 0 | 0 | 0 | 4 | 2 |
| Team | | | | 1-1-2 | | | | | | | |
| Totals | 23-56 | 2-11 | 10-14 | 11-16-27 | 16 | 6 | 11 | 2 | 8 | 200 | 58 |

First Half - FG: 11-29 (.379), 3-FG: 0-4 (.000), FT: 4-4 (1.000)

| Florida | Total FG-A | 3-Pt FG-A | FT-A | REB O-D-T | PF | AT | TO | BK | ST | MN | TP |
|------------|------------|-----------|-------|-----------|----|----|----|----|----|-----|----|
| F-Noah | 5-11 | 0-1 | 2-2 | 1-7-8 | 3 | 2 | 3 | 4 | 1 | 26 | 12 |
| F-Brewer | 6-11 | 3-6 | 4-5 | 2-4-6 | 1 | 1 | 6 | 0 | 1 | 34 | 19 |
| C-Horford | 2-7 | 0-0 | 2-3 | 6-7-13 | 3 | 4 | 4 | 0 | 0 | 29 | 6 |
| G-Humphrey | 6-12 | 6-12 | 1-3 | 0-3-3 | 2 | 0 | 1 | 0 | 1 | 34 | 19 |
| G-Green | 3-9 | 3-6 | 6-6 | 2-1-3 | 1 | 0 | 1 | 0 | 2 | 36 | 15 |
| Hodge | 0-1 | 0-0 | 0-0 | 0-0-0 | 1 | 0 | 0 | 0 | 0 | 10 | 0 |
| Richard | 1-1 | 0-0 | 0-0 | 2-1-3 | 1 | 1 | 0 | 0 | 0 | 24 | 2 |
| Huertás | 0-0 | 0-0 | 0-0 | 0-0-0 | 0 | 0 | 0 | 0 | 0 | 4 | 0 |
| Moss | 0-1 | 0-0 | 0-0 | 0-0-0 | 0 | 0 | 0 | 0 | 0 | 3 | 0 |
| Team | | | | 3-1-4 | | | | | | | |
| Totals | 23-53 | 12-25 | 15-19 | 16-24-40 | 12 | 8 | 15 | 4 | 5 | 200 | 73 |

First Half - FG: 11-32 (.344), 3-FG: 6-15 (.400), FT: 3-4 (.750)

| Linescore | 1st | 2nd | Final | Attendance: |
|--------------|-----|-----|-------|-----------------------------|
| George Mason | 26 | 32 | 58 | 43,822 |
| Florida | 31 | 42 | 73 | Technicals: Florida (Green) |

FLORIDA 112, JACKSON STATE 69

MARCH 16TH, 2007 • NEW ORLEANS ARENA, NEW ORLEANS, LA.

No. 1 seed Florida advance to the second round of the NCAA Tournament to face Purdue after six UF players scored in double figures against No. 16 seed Jackson State. In the second half, the top-seeded Gators embarked on a 71-34 scoring spree, marking the most points scored in one half by any Florida team. Florida's 62-19 rebounding edge (+45) was also an NCAA Tournament Record.

| Jackson State | Total FG-A | 3-Pt FG-A | FT-A | REB O-D-T | PF | AT | TO | BK | ST | MN | TP |
|---------------|------------|-----------|-------|-----------|----|----|----|----|----|-----|----|
| F-Jarrow | 2-4 | 1-1 | 0-0 | 1-3-4 | 3 | 0 | 0 | 0 | 1 | 25 | 5 |
| F-Maxey | 5-16 | 2-6 | 0-0 | 2-2-4 | 1 | 0 | 2 | 1 | 2 | 35 | 12 |
| G-Givens | 0-4 | 0-2 | 0-0 | 0-2-2 | 3 | 1 | 3 | 0 | 0 | 33 | 0 |
| G-Johnson | 8-21 | 2-6 | 7-7 | 1-2-3 | 2 | 5 | 1 | 0 | 2 | 39 | 25 |
| G-Young | 4-10 | 1-4 | 3-3 | 0-1-1 | 2 | 2 | 0 | 0 | 2 | 29 | 12 |
| Jones | 0-0 | 0-0 | 0-0 | 0-1-1 | 0 | 0 | 0 | 0 | 0 | 1 | 0 |
| Russell | 0-1 | 0-0 | 0-0 | 1-0-1 | 2 | 0 | 1 | 0 | 0 | 4 | 0 |
| Martinez | 0-1 | 0-1 | 2-2 | 0-0-0 | 1 | 0 | 0 | 0 | 1 | 7 | 2 |
| Griffin | 3-4 | 0-0 | 1-1 | 0-0-0 | 1 | 1 | 1 | 0 | 0 | 10 | 7 |
| Lockhart | 0-0 | 0-0 | 0-0 | 0-0-0 | 0 | 0 | 0 | 0 | 0 | 2 | 0 |
| Swanier | 0-0 | 0-0 | 0-0 | 0-0-0 | 0 | 0 | 0 | 0 | 0 | 1 | 0 |
| Johnson | 1-2 | 0-1 | 0-1 | 0-0-0 | 0 | 0 | 0 | 0 | 0 | 3 | 2 |
| Turner | 2-3 | 0-1 | 0-0 | 1-0-1 | 2 | 0 | 0 | 0 | 0 | 5 | 4 |
| White | 0-1 | 0-0 | 0-0 | 0-0-0 | 0 | 0 | 0 | 0 | 0 | 1 | 0 |
| Caldwell | 0-2 | 0-1 | 0-0 | 0-1-1 | 3 | 1 | 0 | 0 | 0 | 5 | 0 |
| Team | | | | | | | | | | | |
| Totals | 25-69 | 6-22 | 13-14 | 7-12-19 | 20 | 10 | 8 | 1 | 8 | 200 | 69 |

First Half - FG: 12-39 (.308), 3-FG: 2-11 (.182), FT: 9-10 (.900)

| Florida | Total FG-A | 3-Pt FG-A | FT-A | REB O-D-T | PF | AT | TO | BK | ST | MN | TP |
|------------|------------|-----------|-------|-----------|----|----|----|----|----|-----|-----|
| F-Brewer | 7-13 | 3-6 | 4-6 | 3-2-5 | 3 | 4 | 1 | 1 | 2 | 30 | 21 |
| F-Noah | 7-7 | 0-0 | 3-6 | 3-9-12 | 1 | 2 | 1 | 3 | 1 | 24 | 17 |
| C-Horford | 6-8 | 0-0 | 3-4 | 3-13-16 | 1 | 2 | 3 | 1 | 0 | 29 | 15 |
| G-Green | 1-9 | 1-7 | 3-6 | 1-6-7 | 1 | 12 | 4 | 0 | 1 | 34 | 6 |
| G-Humphrey | 4-11 | 4-10 | 0-0 | 1-2-3 | 2 | 1 | 0 | 0 | 0 | 24 | 12 |
| Swanson | 0-0 | 0-0 | 0-0 | 0-0-0 | 0 | 1 | 0 | 0 | 0 | 2 | 0 |
| Powell | 1-2 | 1-2 | 0-0 | 0-0-0 | 0 | 0 | 0 | 0 | 1 | 3 | 3 |
| Hodge | 0-1 | 0-1 | 0-0 | 0-1-1 | 2 | 3 | 2 | 0 | 0 | 14 | 0 |
| Werner | 1-2 | 0-1 | 0-0 | 0-3-3 | 0 | 1 | 0 | 0 | 0 | 7 | 2 |
| Mitchell | 1-1 | 1-1 | 0-0 | 0-1-1 | 0 | 0 | 0 | 0 | 0 | 1 | 3 |
| Tyler | 0-0 | 0-0 | 0-0 | 0-0-0 | 0 | 0 | 0 | 0 | 0 | 1 | 0 |
| Richard | 8-9 | 0-0 | 1-1 | 6-0-6 | 1 | 1 | 0 | 0 | 0 | 21 | 17 |
| Speights | 7-10 | 0-0 | 2-4 | 6-0-6 | 2 | 0 | 1 | 1 | 0 | 10 | 16 |
| Team | | | | | | | | | | | |
| Totals | 43-73 | 10-28 | 16-27 | 24-38-62 | 13 | 27 | 12 | 6 | 5 | 200 | 112 |

First Half - FG: 14-31 (.452), 3-FG: 1-13 (.077), FT: 12-20 (.600)

| Linescore | 1st | 2nd | Final | Attendance: |
|-----------|-----|-----|-------|-------------|
|-----------|-----|-----|-------|-------------|

FLORIDA BASKETBALL NCAA RECAPS

FLORIDA 74, PURDUE 67

MARCH 18, 2007 • NEW ORLEANS ARENA, NEW ORLEANS, LA.

No. 1 seed Florida battled ninth-seeded Purdue to a 74-67 victory at New Orleans Arena to send them into the NCAA regional semifinals. Trailing 31-29 at the half, the defending national champions went on to win the second half 45-36. Juniors Corey Brewer, Joakim Noah, and Al Horford each flirted with double-doubles, with Brewer and Horford sharing the team lead with 17 points each. Brewer, Horford, sophomore Taurean Green and senior Chris Richard were all perfect from the charity stripe.

| Purdue | Total FG-A | 3-Pt. FG-A | FT-A | REB O-D-T | PF | AT | TO | BK | ST | MN | TP |
|---------------|------------------------|-------------|-------------|-----------------|-----------|-----------|-----------|----------|-----------|------------|-----------|
| F-Watt | 1-4 | 0-1 | 0-2 | 0-4-4 | 4 | 2 | 3 | 0 | 2 | 18 | 2 |
| F-Landry | 8-14 | 0-0 | 2-5 | 5-5-10 | 3 | 4 | 5 | 1 | 3 | 39 | 18 |
| G-Teague | 6-15 | 2-7 | 0-0 | 3-2-5 | 3 | 2 | 1 | 0 | 1 | 38 | 14 |
| G-Kramer | 6-12 | 2-4 | 0-0 | 1-1-2 | 4 | 3 | 3 | 0 | 4 | 34 | 14 |
| G-Grant | 2-3 | 1-1 | 0-0 | 0-1-1 | 2 | 1 | 0 | 0 | 0 | 21 | 5 |
| Lutz | 1-2 | 0-1 | 0-0 | 1-0-1 | 2 | 2 | 0 | 0 | 1 | 23 | 2 |
| Crump | 3-6 | 0-1 | 3-4 | 0-1-1 | 1 | 1 | 0 | 0 | 1 | 16 | 9 |
| Green | 1-3 | 0-2 | 1-2 | 1-1-2 | 3 | 0 | 0 | 0 | 0 | 9 | 3 |
| Ochendu | 0-0 | 0-0 | 0-0 | 0-1-1 | 1 | 0 | 0 | 0 | 0 | 2 | 0 |
| Team | Deadball Reb: 2 | | | | | | | | | | |
| Totals | 28-59 | 5-17 | 6-13 | 11-17-28 | 23 | 15 | 12 | 1 | 12 | 200 | 67 |

First Half - FG: 13-26 (.500), **3-FG:** 2-8 (.250), **FT:** 3-8 (.375)

| Florida | Total FG-A | 3-Pt. FG-A | FT-A | REB O-D-T | PF | AT | TO | BK | ST | MN | TP |
|---------------|------------------------|-------------|--------------|----------------|-----------|-----------|-----------|----------|----------|------------|-----------|
| F-Brewer | 4-9 | 1-4 | 8-8 | 1-7-8 | 1 | 2 | 3 | 0 | 2 | 33 | 17 |
| F-Noah | 3-5 | 0-0 | 3-4 | 2-7-9 | 3 | 2 | 3 | 3 | 0 | 25 | 9 |
| C-Horford | 7-9 | 0-0 | 3-3 | 4-5-9 | 2 | 1 | 0 | 1 | 3 | 36 | 17 |
| G-Green | 3-9 | 2-8 | 6-6 | 0-0-0 | 1 | 2 | 5 | 0 | 0 | 38 | 14 |
| G-Humphrey | 2-6 | 2-6 | 0-0 | 0-1-1 | 1 | 2 | 2 | 0 | 1 | 32 | 6 |
| Hodge | 0-1 | 0-0 | 1-4 | 0-0-0 | 1 | 2 | 1 | 0 | 0 | 15 | 1 |
| Werner | 0-0 | 0-0 | 0-0 | 0-0-0 | 1 | 0 | 0 | 0 | 0 | 1 | 0 |
| Richard | 2-2 | 0-0 | 4-4 | 0-2-2 | 3 | 0 | 1 | 0 | 0 | 17 | 8 |
| Speights | 0-1 | 0-0 | 2-2 | 0-0-0 | 1 | 0 | 0 | 0 | 1 | 3 | 2 |
| Team | Deadball Reb: 1 | | | | | | | | | | |
| Totals | 21-42 | 5-18 | 27-31 | 7-24-31 | 14 | 11 | 15 | 4 | 7 | 200 | 74 |

First Half - FG: 8-22 (.364), **3-FG:** 2-10 (.200), **FT:** 11-12 (.917)

| Linescore | 1st | 2nd | Final | Attendance: |
|-----------|-----|-----|-------|-----------------|
| Purdue | 31 | 36 | 67 | 13,600 |
| Florida | 29 | 45 | 74 | Technical: None |

FLORIDA 85, OREGON 77

MARCH 25, 2007 • EDWARD JONES DOME, ST. LOUIS, MO.

Senior guard Lee Humphrey led a quartet of Florida players in double figures with 25 points, as the Gators claimed their 16th-consecutive postseason victory. Junior forward Joakim Noah posted a double-double in the victory, finishing with 14 points and 14 rebounds. Junior guard Taurean Green scored 21 points against the Ducks and was named the Midwest Regional's Most Valuable Player at the conclusion of play.

| Oregon | Total FG-A | 3-Pt. FG-A | FT-A | REB O-D-T | PF | AT | TO | BK | ST | MN | TP |
|---------------|------------------------|-------------|--------------|----------------|-----------|-----------|-----------|----------|----------|------------|-----------|
| F-Hairston | 7-13 | 0-1 | 4-4 | 2-3-5 | 5 | 1 | 4 | 0 | 2 | 35 | 18 |
| F-Taylor | 3-6 | 1-2 | 0-0 | 3-5-8 | 3 | 2 | 0 | 0 | 1 | 39 | 7 |
| C-Leunen | 2-4 | 1-1 | 4-4 | 1-3-4 | 5 | 1 | 1 | 2 | 2 | 29 | 9 |
| G-Brooks | 11-19 | 3-6 | 2-2 | 1-1-2 | 4 | 4 | 4 | 0 | 1 | 34 | 27 |
| G-Porter | 2-12 | 2-10 | 4-4 | 0-1-1 | 3 | 4 | 4 | 0 | 1 | 37 | 10 |
| Oguchi | 1-3 | 1-2 | 0-0 | 0-0-0 | 1 | 0 | 0 | 0 | 0 | 6 | 3 |
| Zahn | 0-0 | 0-0 | 1-2 | 1-0-1 | 4 | 0 | 0 | 0 | 0 | 5 | 1 |
| Schafer | 1-1 | 0-0 | 0-0 | 0-0-0 | 0 | 0 | 0 | 0 | 0 | 5 | 2 |
| Catron | 0-0 | 0-0 | 0-0 | 0-0-0 | 5 | 1 | 0 | 0 | 1 | 10 | 0 |
| Team | Deadball Reb: 0 | | | | | | | | | | |
| Totals | 27-58 | 8-22 | 15-16 | 8-16-24 | 30 | 13 | 13 | 2 | 8 | 200 | 77 |

First Half - FG: 15-28 (.536), **3-FG:** 3-10 (.300), **FT:** 5-6 (.833)

| Florida | Total FG-A | 3-Pt. FG-A | FT-A | REB O-D-T | PF | AT | TO | BK | ST | MN | TP |
|---------------|------------------------|--------------|--------------|-----------------|-----------|-----------|-----------|----------|----------|------------|-----------|
| F-Brewer | 3-7 | 0-3 | 8-12 | 1-4-5 | 3 | 3 | 5 | 2 | 2 | 34 | 14 |
| F-Noah | 4-9 | 0-0 | 6-7 | 3-11-14 | 2 | 1 | 2 | 1 | 2 | 30 | 14 |
| C-Horford | 1-3 | 0-0 | 4-8 | 3-4-7 | 3 | 2 | 3 | 2 | 0 | 30 | 6 |
| G-Green | 5-12 | 4-8 | 7-10 | 0-2-2 | 1 | 3 | 3 | 0 | 0 | 38 | 21 |
| G-Humphrey | 8-15 | 7-13 | 0-0 | 0-0-0 | 0 | 0 | 2 | 0 | 1 | 38 | 23 |
| Hodge | 1-1 | 0-0 | 2-4 | 0-0-0 | 0 | 0 | 0 | 0 | 0 | 4 | 4 |
| Werner | 0-0 | 0-0 | 0-0 | 1-0-1 | 2 | 0 | 1 | 0 | 0 | 4 | 0 |
| Richard | 1-1 | 0-0 | 1-2 | 6-0-6 | 3 | 1 | 2 | 0 | 0 | 22 | 3 |
| Team | Deadball Reb: 9 | | | | | | | | | | |
| Totals | 23-48 | 11-24 | 28-43 | 15-24-39 | 14 | 10 | 18 | 5 | 5 | 200 | 85 |

First Half - FG: 13-28 (.464), **3-FG:** 7-14 (.500), **FT:** 7-11 (.636)

| Linescore | 1st | 2nd | Final | Attendance: |
|-----------|-----|-----|-------|-----------------|
| Oregon | 38 | 39 | 77 | 25,947 |
| Florida | 40 | 45 | 85 | Technical: None |

FLORIDA 65, BUTLER 57

MARCH 23, 2007 • EDWARD JONES DOME, ST. LOUIS, MO.

Junior guard Taurean Green scored 17 points, including a three-point field goal at the first-half buzzer, to lead the top-seeded Gators to their 15th-consecutive postseason victory. Junior center Al Horford added 16 points and four blocks, while junior forward Joakim Noah pulled down a team-high nine boards to go with 13 points. Junior forward Corey Brewer chipped in 11 points, giving UF four starters in double-figure scoring. Florida iced the game with a 7-for-7 performance from the free throw line over the last three minutes of regulation.

| Butler | Total FG-A | 3-Pt. FG-A | FT-A | REB O-D-T | PF | AT | TO | BK | ST | MN | TP |
|---------------|------------------------|-------------|--------------|-----------------|-----------|----------|----------|----------|----------|------------|-----------|
| F-Ligon | 1-2 | 0-0 | 0-0 | 2-0-2 | 3 | 0 | 1 | 0 | 0 | 21 | 2 |
| F-Crone | 4-9 | 2-3 | 0-0 | 2-2-4 | 5 | 1 | 2 | 0 | 2 | 28 | 10 |
| G-Betko | 1-3 | 0-0 | 0-0 | 0-0-0 | 5 | 1 | 1 | 0 | 0 | 25 | 2 |
| G-Graves | 4-13 | 1-6 | 2-3 | 0-3-3 | 2 | 2 | 3 | 0 | 1 | 38 | 11 |
| G-Green | 4-12 | 0-3 | 4-6 | 1-5-6 | 4 | 3 | 1 | 0 | 3 | 26 | 12 |
| Veasley | 0-0 | 0-0 | 0-0 | 0-1-1 | 0 | 0 | 0 | 0 | 0 | 3 | 0 |
| Nelms | 0-0 | 0-0 | 0-0 | 0-1-1 | 0 | 1 | 0 | 0 | 0 | 12 | 0 |
| Streicher | 1-2 | 0-1 | 4-4 | 3-0-3 | 3 | 0 | 0 | 0 | 0 | 28 | 6 |
| Campbell | 5-9 | 4-6 | 0-0 | 0-1-1 | 3 | 0 | 1 | 0 | 0 | 19 | 14 |
| Team | Deadball Reb: 1 | | | | | | | | | | |
| Totals | 20-50 | 7-19 | 10-13 | 11-14-25 | 25 | 8 | 9 | 0 | 7 | 200 | 57 |

First Half - FG: 10-25 (.400), **3-FG:** 5-12 (.417), **FT:** 4-4 (1.000)

| Florida | Total FG-A | 3-Pt. FG-A | FT-A | REB O-D-T | PF | AT | TO | BK | ST | MN | TP |
|--------------|-------------------------|-------------|--------------|----------------|-----------|----------|-----------|----------|----------|------------|-----------|
| F-Brewer | 3-10 | 1-6 | 4-4 | 0-5-5 | 3 | 2 | 3 | 0 | 1 | 36 | 11 |
| F-Noah | 2-4 | 0-0 | 9-11 | 3-6-9 | 1 | 2 | 2 | 1 | 0 | 32 | 13 |
| C-Horford | 4-5 | 0-0 | 8-10 | 0-7-7 | 2 | 2 | 3 | 4 | 0 | 34 | 16 |
| G-Green | 5-8 | 5-8 | 2-3 | 0-1-1 | 2 | 1 | 0 | 0 | 0 | 38 | 17 |
| G-Humphrey | 2-5 | 2-5 | 0-0 | 0-0-0 | 4 | 0 | 2 | 0 | 0 | 32 | 6 |
| Hodge | 0-0 | 0-0 | 0-0 | 0-0-0 | 2 | 1 | 0 | 0 | 0 | 14 | 0 |
| Werner | 0-0 | 0-0 | 0-0 | 0-1-1 | 0 | 0 | 0 | 0 | 0 | 2 | 0 |
| Richard | 1-2 | 0-0 | 0-0 | 2-0-2 | 2 | 1 | 3 | 1 | 0 | 12 | 2 |
| Team | Deadball Reb: 21 | | | | | | | | | | |
| Total | 17-34 | 8-19 | 23-28 | 6-21-27 | 16 | 9 | 13 | 6 | 1 | 200 | 65 |

First Half - FG: 10-20 (.500), **3-FG:** 5-12 (.417), **FT:** 10-12 (.833)

| Linescore | 1st | 2nd | Final | Attendance: |
|-----------|-----|-----|-------|-----------------|
| Butler | 29 | 28 | 57 | 26,214 |
| Florida | 35 | 30 | 65 | Technical: None |

FLORIDA 76, UCLA 66

MARCH 31, 2007 • GEORGIA DOME, ATLANTA, GA.

Junior forward Corey Brewer scored a game-high 19 points to propel the Gators to their second win over UCLA in the Final Four over the last two seasons. Junior center Al Horford hauled in a UF NCAA Tournament record 17 rebounds, marking the third time he elevated the mark during his collegiate tenure. Florida shot 55.3 percent from the field, while limiting the Bruins to just 39.1 percent shooting on the night.

| UCLA | Total FG-A | 3-Pt. FG-A | FT-A | REB O-D-T | PF | AT | TO | BK | ST | MN | TP |
|---------------|------------------------|-------------|--------------|----------------|-----------|-----------|----------|----------|----------|------------|-----------|
| F-Shipp | 7-14 | 0-4 | 4-4 | 1-3-4 | 2 | 5 | 0 | 4 | 34 | 18 | |
| F-Mbaha Moute | 2-4 | 0-0 | 0-0 | 1-4-5 | 5 | 1 | 1 | 0 | 0 | 17 | 4 |
| C-Mata | 3-6 | 0-0 | 0-0 | 0-2-2 | 5 | 0 | 0 | 0 | 0 | 22 | 6 |
| G-Collison | 3-14 | 1-6 | 2-2 | 0-0-0 | 1 | 5 | 0 | 0 | 0 | 36 | 9 |
| G-Affalo | 5-14 | 3-9 | 4-4 | 0-3-3 | 5 | 0 | 1 | 0 | 0 | 22 | 17 |
| Westbrook | 1-2 | 0-0 | 0-0 | 0-0-0 | 1 | 0 | 1 | 0 | 0 | 8 | 2 |
| Wright | 0-0 | 0-0 | 0-0 | 0-1-1 | 0 | 0 | 0 | 0 | 0 | 1 | 0 |
| Aboya | 2-4 | 0-0 | 1-2 | 1-2-3 | 4 | 0 | 0 | 0 | 2 | 26 | 5 |
| Keeffe | 1-1 | 0-0 | 0-1 | 2-4-6 | 3 | 0 | 0 | 0 | 0 | 15 | 2 |
| Roll | 1-5 | 1-4 | 0-0 | 1-1-1 | 0 | 1 | 0 | 0 | 0 | 19 | 3 |
| Team | Deadball Reb: 0 | | | | | | | | | | |
| Totals | 25-64 | 5-23 | 11-13 | 6-20-26 | 26 | 12 | 3 | 0 | 6 | 200 | 66 |

First Half - FG: 9-29 (.310), **3-FG:** 0-8 (.000), **FT:** 5-6 (.833)

| Florida | Total FG-A | 3-Pt. FG-A | FT-A | REB O-D-T | PF | AT | TO | BK | ST | MN | TP |
|---------------|------------------------|-------------|--------------|----------------|-----------|-----------|-----------|----------|----------|------------|-----------|
| F-Brewer | 5-7 | 4-5 | 5-6 | 0-2-2 | 3 | 1 | 2 | 2 | 0 | 32 | 19 |
| F-Noah | 3-7 | 0-0 | 2-7 | 3-8-11 | 2 | 2 | 4 | 4 | 1 | 33 | 8 |
| C-Horford | 2-3 | 0-0 | 5-9 | 2-15-17 | 4 | 3 | 3 | 0 | 0 | 27 | 9 |
| G-Green | 2-9 | 1-7 | 5-6 | 0-4-4 | 2 | 3 | 4 | 0 | 0 | 33 | 10 |
| G-Humphrey | 5-9 | 4-8 | 0-1 | 0-2-2 | 1 | 0 | 1 | 0 | 0 | 39 | 14 |
| Hodge | 0-2 | 0-1 | 0-0 | 1-1-2 | 3 | 1 | 2 | 0 | 0 | 13 | 0 |
| Werner | 0-1 | 0-1 | 0-0 | 0-0-0 | 0 | 0 | 0 | 0 | 0 | 2 | 0 |
| Richard | 7-7 | 0-0 | 0-2 | 2-2-4 | 2 | 0 | 0 | 0 | 1 | 21 | 16 |
| Team | Deadball Reb: 5 | | | | | | | | | | |
| Totals | 24-35 | 9-22 | 19-31 | 8-35-43 | 17 | 10 | 16 | 6 | 2 | 200 | 76 |

First Half - FG: 8-16 (.500), **3-FG:** 5-12 (.417), **FT:** 8-11 (.727)

| Linescore | 1st | 2nd | Final | Attendance: |
|-----------|-----|-----|-------|-----------------|
| UCLA | 23 | 43 | 66 | 53,510 |
| Florida | 29 | 47 | 76 | Technical: None |

FLORIDA BASKETBALL NCAA RECAPS

FLORIDA 84, OHIO STATE 75

APRIL 2, 2007 • GEORGIA DOME, ATLANTA, GA.

Top-seeded Florida won its second-consecutive national championship with its nine-point victory over Ohio State, becoming the first team in 15 seasons to repeat as NCAA champion. Junior forward Corey Brewer was named Final Four Most Outstanding Player after scoring 13 points and collecting eight rebounds in the title game. Four Gators reached double-figure point totals against the Buckeyes, while junior center Al Horford added 12 rebounds for the 28th double-double of his career.

| Ohio State | Total FG-A | 3-Pt. FG-A | FT-A | REB O-D-T | PF | AT | TO | BK | ST | MN | TP |
|--|--------------|-------------|--------------|-----------------|-----------|-----------|----------|----------|-----------|------------|-----------|
| F-Harris | 2-8 | 2-8 | 1-5 | 1-4-5 | 2 | 0 | 0 | 0 | 1 | 26 | 7 |
| C-Oden | 10-15 | 0-0 | 5-8 | 4-8-12 | 4 | 1 | 2 | 4 | 1 | 38 | 25 |
| G-Conley Jr. | 7-13 | 1-3 | 5-6 | 1-2-3 | 3 | 6 | 2 | 0 | 4 | 34 | 20 |
| G-Lewis | 6-13 | 0-4 | 0-1 | 2-1-3 | 3 | 0 | 1 | 0 | 1 | 34 | 12 |
| G-Butler | 1-7 | 1-6 | 0-0 | 0-2-2 | 3 | 1 | 1 | 0 | 2 | 36 | 3 |
| Lighty | 2-3 | 0-1 | 0-0 | 0-0-0 | 1 | 1 | 0 | 0 | 1 | 13 | 4 |
| Cook | 1-2 | 0-1 | 0-0 | 0-0-0 | 1 | 1 | 0 | 0 | 1 | 9 | 2 |
| Terwilliger | 1-1 | 0-0 | 0-0 | 0-0-0 | 1 | 0 | 0 | 0 | 0 | 5 | 2 |
| Hunter | 0-2 | 0-0 | 0-0 | 2-0-2 | 2 | 0 | 1 | 0 | 0 | 5 | 0 |
| Team | | | | | | | | | | | |
| Totals | 30-64 | 4-23 | 11-17 | 10-18-28 | 20 | 10 | 7 | 4 | 11 | 200 | 75 |
| First Half - FG: 13-30 (.433), 3-FG: 2-12 (.167), FT: 1-2 (.500) | | | | | | | | | | | |

| Florida | Total FG-A | 3-Pt. FG-A | FT-A | REB O-D-T | PF | AT | TO | BK | ST | MN | TP |
|--|--------------|--------------|--------------|-----------------|-----------|-----------|-----------|----------|----------|------------|-----------|
| F-Brewer | 4-12 | 3-8 | 2-2 | 0-8-8 | 2 | 1 | 1 | 1 | 3 | 36 | 13 |
| F-Noah | 1-3 | 0-0 | 6-6 | 0-3-3 | 4 | 0 | 2 | 0 | 1 | 21 | 8 |
| C-Horford | 6-15 | 0-0 | 6-8 | 4-8-12 | 3 | 3 | 2 | 2 | 0 | 34 | 18 |
| G-Green | 4-6 | 3-3 | 5-5 | 0-3-3 | 0 | 6 | 6 | 0 | 0 | 38 | 16 |
| G-Humphrey | 5-8 | 4-7 | 0-0 | 0-1-1 | 1 | 1 | 0 | 0 | 0 | 34 | 14 |
| Hodge | 2-2 | 0-0 | 1-1 | 0-1-1 | 1 | 0 | 1 | 0 | 1 | 11 | 5 |
| Richard | 3-5 | 0-0 | 2-3 | 5-3-8 | 5 | 0 | 3 | 0 | 0 | 20 | 8 |
| Speights | 1-2 | 0-0 | 0-0 | 1-1-2 | 3 | 0 | 0 | 0 | 0 | 6 | 2 |
| Team | | | | | | | | | | | |
| Totals | 26-53 | 10-18 | 22-25 | 10-28-38 | 19 | 11 | 15 | 3 | 5 | 200 | 84 |
| First Half - FG: 13-27 (.481), 3-FG: 6-9 (.667), FT: 8-10 (.800) | | | | | | | | | | | |

| Linescore | 1st | 2nd | Final | Attendance: |
|------------|-----|-----|-------|-----------------|
| Ohio State | 29 | 46 | 75 | 51,458 |
| Florida | 40 | 44 | 84 | Technical: None |

FLORIDA 79, UC SANTA BARBARA 51

MARCH 17, 2011 • ST. PETE TIMES FORUM, TAMPA, FLA.

With four players scoring in double figures, Florida was able to capture its third-largest win in the NCAA Tournament. The Gators jumped out to the biggest lead in their Tournament history, outscoring the Gauchos by 24 points at the half. Florida's 43 first-half points tied their Tournament high. Chandler Parsons had a season-high 10 assists and was three rebounds short of a triple-double in 27 minutes of play. Ten Gators scored and UF dished 22 assists on 29 field goals.

| UCSB | FG-A | 3-Pt. FG-A | FT-A | REB O-D-T | PF | AT | TO | BK | ST | MN | TP |
|---|--------------|-------------|--------------|----------------|-----------|----------|-----------|----------|----------|------------|-----------|
| F-Serna | 0-0 | 0-0 | 0-0 | 0-4-4 | 1 | 0 | 1 | 0 | 0 | 11 | 0 |
| F-Nunnally | 4-8 | 1-4 | 3-4 | 0-6-6 | 2 | 1 | 3 | 0 | 0 | 34 | 12 |
| F-Pastorek | 2-3 | 0-1 | 0-0 | 2-1-3 | 0 | 1 | 4 | 0 | 1 | 19 | 4 |
| G-Joyner | 1-4 | 1-3 | 0-0 | 0-1-1 | 1 | 2 | 2 | 0 | 1 | 25 | 3 |
| G-Johnson | 7-14 | 3-6 | 4-6 | 3-1-4 | 2 | 0 | 3 | 0 | 2 | 37 | 21 |
| Weiner | 0-3 | 0-2 | 0-0 | 0-1-1 | 2 | 0 | 1 | 0 | 2 | 13 | 0 |
| Boswell | 0-2 | 0-2 | 0-0 | 0-0-0 | 4 | 0 | 0 | 0 | 0 | 10 | 0 |
| Brew | 1-4 | 0-0 | 0-0 | 0-0-0 | 2 | 0 | 1 | 0 | 1 | 10 | 2 |
| Peterson | 0-0 | 0-0 | 0-0 | 0-0-0 | 0 | 0 | 0 | 0 | 0 | 1 | 0 |
| Devenny | 0-1 | 0-0 | 0-2 | 0-0-0 | 0 | 0 | 1 | 0 | 0 | 5 | 0 |
| Leaf | 1-3 | 0-1 | 2-2 | 0-2-2 | 1 | 2 | 1 | 0 | 0 | 11 | 4 |
| Somogyi | 1-5 | 0-0 | 3-4 | 2-4-6 | 2 | 2 | 0 | 3 | 0 | 24 | 5 |
| Team | | | | | | | | | | | |
| Totals | 17-47 | 5-19 | 12-18 | 8-18-26 | 17 | 8 | 17 | 3 | 7 | 200 | 51 |
| First Half - FG: 6-22 (.273), 3-FG: 4-12 (.333), FT: 3-6 (.500) | | | | | | | | | | | |

| Florida | Total FG-A | 3-Pt. FG-A | FT-A | REB O-D-T | PF | AT | TO | BK | ST | MN | TP |
|---|--------------|-------------|--------------|----------------|-----------|-----------|-----------|----------|-----------|------------|-----------|
| F-Tyus | 4-5 | 0-0 | 0-2 | 0-6-6 | 1 | 1 | 1 | 1 | 2 | 20 | 8 |
| F-Parsons | 4-9 | 2-6 | 0-0 | 1-6-7 | 2 | 10 | 3 | 1 | 2 | 27 | 10 |
| C-Macklin | 4-5 | 0-0 | 2-2 | 0-3-3 | 3 | 1 | 1 | 0 | 0 | 21 | 10 |
| G-Boynton | 6-9 | 1-4 | 0-0 | 0-0-0 | 2 | 1 | 0 | 0 | 4 | 27 | 13 |
| G-Walker | 5-8 | 4-6 | 4-5 | 0-1-1 | 0 | 6 | 1 | 0 | 1 | 28 | 18 |
| Young | 2-3 | 0-0 | 2-2 | 3-3-6 | 0 | 1 | 1 | 0 | 0 | 13 | 6 |
| Wilbekin | 0-3 | 0-2 | 2-2 | 1-2-3 | 2 | 2 | 2 | 0 | 1 | 20 | 2 |
| Yequete | 1-1 | 0-0 | 0-0 | 2-1-3 | 1 | 0 | 2 | 0 | 1 | 11 | 2 |
| McClanahan | 0-0 | 0-0 | 3-4 | 0-0-0 | 4 | 0 | 0 | 0 | 0 | 3 | 3 |
| Prather | 0-2 | 0-1 | 0-0 | 1-1-2 | 0 | 0 | 0 | 0 | 0 | 13 | 0 |
| Murphy | 3-8 | 1-4 | 0-0 | 0-2-2 | 3 | 0 | 1 | 0 | 0 | 17 | 7 |
| Team | | | | | | | | | | | |
| Totals | 29-53 | 8-23 | 13-17 | 9-26-35 | 15 | 22 | 12 | 2 | 11 | 200 | 79 |
| First Half - FG: 18-31 (.581), 3-FG: 5-14 (.357), FT: 2-2 (1.000) | | | | | | | | | | | |

| Linescore | 1st | 2nd | Final | Attendance: |
|------------------|-----|-----|-------|-----------------|
| UC Santa Barbara | 19 | 32 | 51 | N/A |
| Florida | 43 | 36 | 79 | Technical: None |

BYU 99, FLORIDA 92 (2OT)

MARCH 18, 2010 • FORD CENTER, OKLAHOMA CITY, OKLA.

Freshman Kenny Boynton scored 27 points and helped Florida rally from a 13-point second-half deficit, but the Gators fell 99-92 to BYU in double overtime in the first round of the NCAA tournament in Oklahoma City. Boynton rallied the 10th-seeded Gators out of a 13-point hole in the second half and hit a 3-pointer from the right wing to put Florida ahead 71-68 with 2:36 left in regulation -- their first lead of the second half. Junior Chandler Parsons followed with a 3 of his own, but Jackson Emery was able to answer for BYU as the Cougars closed a four-point deficit down the stretch. Parsons finished with 20 points and 10 rebounds for Florida, redshirt junior Vernon Macklin scored 16 and sophomore Erving Walker added 12 points.

| Florida | Total FG-A | 3-Pt. FG-A | FT-A | REB O-D-T | PF | AT | TO | BK | ST | MN | TP |
|--|--------------|--------------|--------------|-----------------|-----------|-----------|-----------|----------|----------|------------|-----------|
| F-Tyus | 3-11 | 0-1 | 0-0 | 3-6-9 | 2 | 1 | 0 | 2 | 0 | 29 | 6 |
| F-Parsons | 8-20 | 2-8 | 2-5 | 6-4-10 | 3 | 6 | 5 | 1 | 2 | 46 | 20 |
| C-Macklin | 7-9 | 0-0 | 2-3 | 3-4-7 | 3 | 0 | 3 | 0 | 1 | 33 | 16 |
| G-Boynton | 8-16 | 5-10 | 6-7 | 1-1-2 | 5 | 3 | 4 | 0 | 1 | 40 | 27 |
| G-Walker | 4-16 | 3-13 | 1-1 | 0-2-2 | 4 | 4 | 7 | 0 | 0 | 44 | 12 |
| Shipman | 0-0 | 0-0 | 0-0 | 0-2-2 | 2 | 0 | 0 | 0 | 1 | 11 | 0 |
| Werner | 1-2 | 0-0 | 2-2 | 3-2-5 | 4 | 1 | 1 | 0 | 2 | 36 | 4 |
| Murphy | 3-4 | 0-0 | 1-1 | 1-0-1 | 3 | 0 | 1 | 1 | 0 | 11 | 7 |
| Team | | | | | | | | | | | |
| Totals | 34-78 | 10-32 | 14-19 | 20-25-45 | 24 | 15 | 21 | 4 | 7 | 250 | 92 |
| First Half - FG: 12-26 (.462), 3-FG: 3-10 (.300), FT: 6-9 (.667) | | | | | | | | | | | |

| BYU | Total FG-A | 3-Pt. FG-A | FT-A | REB O-D-T | PF | AT | TO | BK | ST | MN | TP |
|---|--------------|--------------|--------------|-----------------|-----------|-----------|-----------|----------|-----------|------------|-----------|
| F-Hartsock | 3-7 | 0-0 | 2-2 | 1-2-3 | 1 | 1 | 1 | 0 | 0 | 38 | 8 |
| C-Miles | 1-1 | 0-0 | 0-0 | 1-3-4 | 2 | 2 | 1 | 0 | 0 | 22 | 2 |
| G-Emery | 2-7 | 2-5 | 4-6 | 2-5-7 | 4 | 1 | 1 | 0 | 1 | 40 | 10 |
| G-Haws | 3-5 | 0-0 | 2-2 | 1-0-1 | 2 | 2 | 0 | 0 | 1 | 21 | 8 |
| G-Fredette | 13-26 | 3-8 | 8-10 | 1-1-2 | 1 | 3 | 5 | 1 | 2 | 46 | 37 |
| Davies | 0-1 | 0-0 | 0-2 | 1-5-6 | 4 | 0 | 2 | 1 | 1 | 19 | 0 |
| Abouo | 1-2 | 0-0 | 0-0 | 0-1-1 | 0 | 1 | 0 | 0 | 0 | 10 | 2 |
| Lovd Jr. | 7-10 | 3-5 | 9-10 | 0-2-2 | 1 | 0 | 2 | 0 | 4 | 35 | 26 |
| Tavernari | 2-6 | 2-5 | 0-0 | 0-3-3 | 2 | 1 | 0 | 0 | 3 | 19 | 6 |
| Team | | | | | | | | | | | |
| Totals | 32-65 | 10-23 | 25-32 | 10-23-33 | 17 | 11 | 12 | 2 | 12 | 250 | 99 |
| First Half - FG: 15-29 (.517), 3-FG: 3-5 (.600), FT: 2-4 (.500) | | | | | | | | | | | |

| Linescore | 1st | 2nd | 10T | 20T | Final | Attendance: |
|-----------|-----|-----|-----|-----|-------|-----------------|
| Florida | 33 | 42 | 6 | 11 | 69 | 16,022 |
| BYU | 35 | 40 | 6 | 18 | 75 | Technical: None |

FLORIDA 73, UCLA 65

MARCH 19, 2011 • ST. PETE TIMES FORUM, TAMPA, FLA.

Erving Walker scored 21 points and made several clutch shots down the stretch, none bigger than a three-pointer with 1:14 remaining, as Florida beat UCLA 73-65 in the NCAA tournament Saturday. The second-seeded Gators (28-7) needed every bit of it to eliminate the No. 7 seed Bruins (23-11) from the NCAA tournament for the third time in the last six years.

| UCLA | FG-A | 3-Pt. FG-A | FT-A | REB O-D-T | PF | AT | TO | BK | ST | MN | TP |
|---|--------------|-------------|--------------|-----------------|-----------|-----------|----------|----------|----------|------------|-----------|
| F-Nelson | 4-10 | 0-2 | 8-10 | 3-8-11 | 1 | 1 | 2 | 0 | 0 | 35 | 16 |
| F-Honeycutt | 4-14 | 3-6 | 2-2 | 1-2-3 | 1 | 4 | 1 | 4 | 2 | 37 | 13 |
| C-Smith | 7-11 | 0-0 | 2-4 | 5-1-6 | 4 | 1 | 1 | 0 | 1 | 26 | 16 |
| G-Lee | 6-12 | 0-3 | 2-4 | 0-6-6 | 2 | 0 | 1 | 0 | 1 | 39 | 14 |
| G-Jones | 1-3 | 0-2 | 2-2 | 0-0-0 | 5 | 5 | 1 | 0 | 0 | 17 | 4 |
| Stover | 1-1 | 0-0 | 0-3 | 1-1-2 | 0 | 0 | 1 | 1 | 0 | 11 | 2 |
| Lamb | 0-0 | 0-0 | 0-0 | 0-0-0 | 0 | 0 | 0 | 0 | 0 | 4 | 0 |
| Anderson | 0-3 | 0-0 | 0-0 | 0-2-2 | 1 | 1 | 1 | 0 | 0 | 23 | 0 |
| Lane | 0-1 | 0-0 | 0-0 | 0-0-0 | 0 | 0 | 0 | 0 | 0 | 0 | 0 |
| Team | | | | | | | | | | | |
| Totals | 23-55 | 3-13 | 16-25 | 14-21-35 | 14 | 12 | 8 | 5 | 4 | 200 | 65 |
| First Half - FG: 11-27(.407), 3-FG: 1-5 (.200), FT: 10-15(.667) | | | | | | | | | | | |

| Florida | Total FG-A | 3-Pt. FG-A | FT-A | REB O-D-T | PF | AT | TO | BK | ST | MN | TP |
|---|--------------|-------------|--------------|----------------|-----------|-----------|----------|----------|----------|------------|-----------|
| F-Tyus | 4-10 | 0-0 | 0-0 | 3-10-13 | 2 | 0 | 2 | 1 | 0 | 33 | 8 |
| F-Parsons | 3-8 | 0-1 | 1-2 | 1-4-5 | 1 | 5 | 1 | 1 | 0 | 37 | 7 |
| C-Macklin | 5-7 | 0-0 | 0-1 | 2-1-3 | 4 | 0 | 2 | 0 | 0 | 22 | 10 |
| G-Boynton | 3-9 | 2-6 | 4-4 | 0-0-0 | 1 | 2 | 1 | 0 | 0 | 33 | 12 |
| G-Walker | 5-8 | 3-5 | 8-10 | 0-3-3 | 0 | 2 | 1 | 0 | 1 | 33 | 21 |
| Young | 4-7 | 0-0 | 0-0 | 1-3-4 | 4 | 0 | 0 | 2 | 1 | 16 | 8 |
| Wilbekin | 0-1 | 0-0 | 0-0 | 0-0-0 | 2 | 1 | 1 | 0 | 0 | 16 | 0 |
| Yequete | 0-0 | 0-0 | 0-0 | 0-1-1 | 0 | 0 | 0 | 0 | 0 | 1 | 0 |
| Murphy | 3-4 | 1-2 | 0-0 | 0-1-1 | 4 | 0 | 0 | 0 | 0 | 9 | 7 |
| Team | | | | | | | | | | | |
| Totals | 27-54 | 6-14 | 13-17 | 8-24-32 | 18 | 13 | 8 | 4 | 2 | 200 | 73 |
| First Half - FG: 14-25 (.560), 3-FG: 3-8 (.375), FT: 4-5 (.800) | | | | | | | | | | | |

| Linescore | 1st | 2nd | Final | Attendance: |
|-----------|-----|-----|-------|-----------------|
| UCLA | 33 | 32 | 65 | 17,771 |
| Florida | 35 | 38 | 73 | Technical: None |

FLORIDA BASKETBALL NCAA RECAPS

FLORIDA 83, BYU 74 (OT)

MARCH 24, 2011 • NEW ORLEANS ARENA, NEW ORLEANS, LA.

Alex Tyus scored 19 points and grabbed a career-high 17 rebounds – matching Horford's school record for a postseason game – in perhaps the best game of his career. He also became just the 11th player since 2000 to record at least 19 points and 17 rebounds in an NCAA Tournament game, a list that features former Oklahoma star Blake Griffin and North Carolina's Sean May. Florida gained the victory in the teams' NCAA Tournament rematch thanks in part to limiting Jimmer Fredette to 3-15 from three-point range. The Cougars were 0-4 from long range in the overtime period while UF shot 5-7 from the field and 2-3 from behind the arc.

BYU FG-A 3-Pt. FG-A FT-A REB O-D-T PF AT TO BK ST MN TP
F-Hartssock 3-9 1-4 2-2 3-5-8 1 2 1 1 3 42 9
G-Abouo 2-9 0-3 2-2 2-0-2 3 1 0 0 0 27 6
G-Emery 3-8 3-7 0-0 1-2-3 3 1 1 0 2 33 9
G-Collinsworth 2-4 0-0 1-2 3-12-15 3 1 2 0 1 38 5
G-Fredette 11-29 3-15 7-7 0-2-2 3 5 6 0 1 44 32
Magnusson 2-4 1-2 1-1 1-2-3 4 2 2 0 1 20 6
Zylstra 0-0 0-0 0-0 0-0-0 0 1 0 0 0 1 0 0
Andersson 0-1 0-0 0-0 0-1-2 0 0 0 0 0 1 3 0
Rogers 2-7 2-6 1-2 0-4-4 2 0 0 0 0 2 17 7
Team 1-2-3 Deadball Reb: 3
Totals 25-71 10-37 14-16 12-30-42 19 13 12 1 11 225 74
First Half - FG: 14-35 (.400), 3-FG: 5-17 (.294), FT: 3-3 (1.000)

Florida Total FG-A 3-Pt. FG-A FT-A REB O-D-T PF AT TO BK ST MN TP
F-Tyus 8-9 1-1 2-3 2-15-17 3 2 1 1 0 32 19
F-Parsons 6-15 3-10 1-2 1-8-9 1 7 4 1 0 40 16
C-Macklin 4-5 0-0 1-5 0-5-5 1 3 3 1 3 32 9
G-Boynton 5-14 4-13 3-4 0-0-0 2 5 2 1 1 40 17
G-Walker 5-13 3-7 3-6 2-4-6 2 5 3 0 1 37 16
Young 1-2 0-0 0-2 2-2-4 3 0 0 1 1 13 2
Wilbekin 0-4 0-3 0-0 0-0-0 0 1 1 0 0 1 18 0
Yequete 1-2 0-0 0-0 1-0-1 0 0 0 0 0 1 8 2
Murphy 1-1 0-0 0-0 0-0-0 0 0 1 0 0 0 5 2
Team 2-1-3 Deadball Reb: 4
Totals 31-65 11-34 10-22 10-35-45 12 23 15 5 8 225 83
First Half - FG: 14-26 (.538), 3-FG: 7-16 (.438), FT: 1-6 (.167)

Linescore 1st 2nd OT Final Attendance: N/A
BYU 36 32 6 74 Technicals: BYU (Emery)
Florida 36 32 15 83

BUTLER 74, FLORIDA 71 (OT)

MARCH 26, 2011 • NEW ORLEANS ARENA, NEW ORLEANS, LA.

Florida's quest to reach its fifth Final Four in school history ended with a 74-71 overtime loss to Butler in the Elite Eight. A second-half comeback by a scrappy Butler Team that wouldn't go down when it appeared the Gators were about to deliver a knockout blow with less than 10 minutes left in the game sent the Gators home. Florida led by as many as 11 in the second half, taking a 51-40 lead on a jumper by Alex Tyus with 9:26 remaining. The Bulldogs then started a 17-6 run at that point to tie the game at 57 on Shelvin Mack's lay-up with 3:03 left in regulation. Despite Butler's comeback, the Gators had a chance to win in regulation. With the score tied 60-all, Florida had possession for the final 30 seconds but Erving Walker's three-pointer bounced out.

Butler Total FG-A 3-Pt. FG-A FT-A REB O-D-T PF AT TO BK ST MN TP
F-Howard 5-12 1-6 3-6 0-5-5 3 2 1 0 0 40 14
C-Smith 1-2 0-0 1-2 3-5-8 5 0 2 1 0 25 3
G-Mack 8-20 4-13 7-11 0-4-4 2 4 2 0 1 42 27
G-Vanzant 3-9 1-3 0-0 1-6-7 1 0 1 0 1 38 7
G-Stigall 0-3 0-3 0-0 0-0-0 1 0 0 0 0 11 0
Hahn 2-5 2-5 0-0 0-0-0 1 0 0 0 0 15 6
Nored 0-2 0-2 4-4 1-3-4 3 0 3 0 0 24 4
Hopkins 1-1 1-1 0-0 0-0-0 0 1 1 0 0 4 3
Marshall 4-6 0-0 2-4 7-0-7 3 0 0 0 0 21 10
Butcher 0-0 0-0 0-0 1-0-1 1 0 0 0 0 5 0
Team 3-2-5 Deadball Reb: 4
Totals 24-60 9-33 17-27 16-25-41 20 8 10 1 2 225 74
First Half - FG: 11-27 (.407), 3-FG: 5-15 (.333), FT: 5-8 (.625)

Florida Total FG-A 3-Pt. FG-A FT-A REB O-D-T PF AT TO BK ST MN TP
F-Tyus 6-12 0-0 2-2 3-7-10 4 0 1 2 1 41 14
F-Parsons 2-9 1-3 0-0 1-6-7 3 2 1 0 2 43 5
C-Macklin 11-14 0-0 3-5 4-1-5 4 0 0 1 0 24 25
G-Boynton 5-9 1-3 6-7 0-4-4 2 3 1 0 1 40 17
G-Walker 1-10 1-7 5-6 0-1-1 4 4 2 0 1 37 8
Young 0-2 0-0 2-2 0-2-2 3 0 0 0 0 19 2
Wilbekin 0-1 0-1 0-0 0-2-2 1 1 0 0 0 1 15 0
Murphy 0-0 0-0 0-0 0-2-2 3 0 2 0 0 6 0
Team 0-1-1 Deadball Reb: 3
Totals 25-57 3-14 18-22 8-26-34 24 10 7 3 6 225 71
First Half - FG: 12-25 (.480), 3-FG: 1-4 (.250), FT: 8-8 (1.000)

Linescore 1st 2nd OT Final Attendance: 12,139
Butler 32 28 14 74 Technicals: None
Florida 33 27 11 71

FLORIDA 71, VIRGINIA 45

MARCH 16, 2012 • CENTURYLINK CENTER • OMAHA, NEB.

Casey Prather scored a career-high 14 points on a rare day Florida's 3-point shooters went cold, and the Gators had no trouble beating the Cavaliers (22-10), 71-45, Friday in the NCAA West Regional. Prather, playing the game of his collegiate life, popped off the bench to score a career-high 14 points on 6-for-7 shooting and tally four rebounds. Freshman guard Bradley Beal, who ducked down and acquiesced to Prather on that alley-op play, scored 14 points and grabbed 11 rebounds. Sophomore center Patric Young was a perfect 6-for-6 from the floor, finishing with 13 points and seven rebounds. Florida (24-10) out rebounded Virginia, 39-23.

Virginia Total FG-A 3-Pt. FG-A FT-A REB O-D-T PF AT TO BK ST MN TP
F-Scott 6-10 0-0 3-4 0-6-6 3 1 3 0 3 32 15
F-Mitchell 2-5 0-0 0-2 1-4-5 0 1 0 0 0 32 4
F-Evans 4-6 0-0 0-0 0-1-1 2 5 3 0 0 38 8
G-Harris 2-9 0-5 3-4 0-3-3 2 0 1 1 0 35 7
G-Zeglinski 3-11 2-10 0-0 0-4-4 4 5 3 0 2 37 8
Browman 0-0 0-0 0-0 0-1-1 0 0 2 0 0 2 0 0
Jespersion 1-5 1-3 0-0 1-0-1 1 0 0 0 0 19 3
Atkins 0-1 0-0 0-0 0-0-0 3 0 1 0 0 5 0
Team 0-2-2 Deadball Reb: 1
Totals 18-47 3-18 6-10 2-21-23 15 12 13 1 5 200 45
First Half - FG: 9-24 (.375), 3-FG: 0-7 (.000), FT: 4-6 (.667)

Florida Total FG-A 3-Pt. FG-A FT-A REB O-D-T PF AT TO BK ST MN TP
F-Murphy 2-6 1-5 0-0 1-2-3 2 1 3 0 1 24 5
C-Young 6-6 0-0 1-2 3-4-7 3 1 1 0 0 22 13
G-Boynton 3-10 0-5 2-3 0-5-5 1 2 3 0 2 27 8
G-Walker 3-8 0-2 3-4 0-4-4 1 2 2 0 1 31 9
G-Beal 5-8 1-4 3-4 3-8-11 1 1 2 0 1 32 14
Rosario 1-4 0-3 1-2 0-1-1 0 2 1 0 0 12 3
Wilbekin 1-2 1-2 0-0 0-1-1 0 2 0 0 1 22 3
Prather 6-7 1-1 1-2 2-2-4 2 0 0 0 0 22 14
Larson 0-0 0-0 0-0 0-0-0 0 0 0 0 0 6 0
Pitchford 1-2 0-1 0-0 0-0-0 0 0 0 0 0 2 2
Team 0-3-3 Deadball Reb: 1
Totals 28-53 4-23 11-17 9-30-39 10 11 12 0 6 200 71
First Half - FG: 12-30 (.400), 3-FG: 1-15 (.067), FT: 5-7 (.714)

Linescore 1st 2nd Final Attendance: 16,829
Virginia 22 23 45 Technicals: None
Florida 30 41 71

FLORIDA 84, NORFOLK STATE 50

MARCH 18, 2012 • CENTURYLINK CENTER • OMAHA, NEB.

The Gators are headed to the Sweet 16 for the second straight year and the fourth time in the past seven years, after a 84-50 drubbing of 15-seed Norfolk State (26-10). Kenny Boynton led five Gators in double-figures with 20 points, mixing three-point shots while also attacking the basket. Erving Walker had 15 points and Bradley Beal had 14 points for the Gators (25-10). Florida dominated the glass, 48-31, most of which came in the first half when the Gators out-rebounded Norfolk State 27-13 in building a 29-point halftime lead. Boynton and Beal had eight rebounds each and Erik Murphy had seven.

Norfolk State Total FG-A 3-Pt. FG-A FT-A REB O-D-T PF AT TO BK ST MN TP
F-Tamames 4-12 2-5 2-2 3-2-5 1 1 1 0 0 26 12
F-O'Quinn 1-9 0-2 2-2 1-2-3 4 1 0 1 0 24 4
G-Williams 2-7 1-4 0-2 0-3-3 2 2 0 0 0 29 5
G-McCauley 1-3 0-1 1-1 2-0-2 3 1 1 0 0 19 3
F-McEachin 1-11 1-5 2-2 1-0-1 3 1 3 1 1 19 5
Johnson 2-4 0-1 0-0 0-3-5 1 1 2 0 0 14 4
Lila-St. Rose 1-4 0-2 0-0 0-0-0 0 1 0 0 0 5 2
Fuentes 0-1 0-0 0-0 0-3-3 2 1 1 0 0 1 15 0
Pugh 2-4 0-1 0-0 0-0-0 1 0 0 0 0 10 4
Weathers 0-1 0-1 0-0 0-1-1 0 0 0 0 0 4 0
Brown 0-1 0-1 0-0 0-0-0 0 0 0 0 0 1 3 0
Goode 0-1 0-0 0-0 0-1-1 1 0 0 0 0 5 0
Wheeless 2-4 0-1 0-0 2-1-3 1 0 0 0 0 13 4
Maye 0-0 0-0 0-0 0-0-0 0 0 0 0 0 2 0 0
Roders 2-4 0-0 3-4 2-1-3 2 0 0 1 0 12 7
Team 1-0-1 Deadball Reb: 2
Totals 18-66 4-24 10-13 14-17-31 21 9 8 3 3 200 50
First Half - FG: 8-31 (.258), 3-FG: 2-12 (.167), FT: 1-3 (.333)

Florida Total FG-A 3-Pt. FG-A FT-A REB O-D-T PF AT TO BK ST MN TP
F-Murphy 4-9 2-5 0-0 3-5-8 3 1 2 1 0 28 10
C-Young 2-3 0-0 2-4 3-1-4 0 0 0 0 0 26 6
G-Boynton 7-12 2-7 4-4 0-8-8 1 4 3 0 0 31 20
G-Walker 3-7 1-3 8-9 0-3-3 1 3 2 0 2 29 15
G-Beal 4-8 2-5 4-7 1-8-9 3 3 4 0 2 31 14
Rosario 5-7 2-4 0-0 2-0-2 0 0 0 0 0 19 12
Wilbekin 2-4 1-3 0-0 1-2-3 3 1 1 0 0 18 5
Prather 1-2 0-0 0-1 1-0-1 1 1 0 2 0 9 2
Larson 0-0 0-0 0-0 0-1-1 0 0 1 1 0 6 0
Pitchford 0-1 0-1 0-0 0-1-1 0 0 0 0 0 3 0
Team 2-6-8 Deadball Reb: 2
Totals 28-53 10-28 18-25 13-35-48 12 13 13 4 4 200 84
First Half - FG: 16-30 (.533), 3-FG: 7-16 (.438), FT: 8-11 (.727)

Linescore 1st 2nd Final Attendance: 16,843
Norfolk State 19 31 50 Technicals: Florida-Boynton
Florida 47 37 84

FLORIDA BASKETBALL NCAA RECAPS

FLORIDA 68, MARQUETTE 58

MARCH 22, 2012 • US AIRWAYS CENTER • PHOENIX, ARIZ.

Freshman guard Bradley Beal was spectacular in scoring 21 points and grabbing six rebounds, while backcourt mates Erving Walker and Kenny Boynton added 11 points each. The seventh-seeded Gators (26-10) took the 68-58 upset victory over the No. 3-seed Golden Eagles in the NCAA West Region semifinals Thursday night to advance to the Elite Eight for the second straight year. Florida trailed 30-27 with four minutes to play in the first half when it kicked in a run of nine straight points. Beal (8-for-10 from the floor, 3-for-5 from 3-point range) started the run with a three and finished it with a driving bank shot. In between, it was Young (7 pts, 9 rebs) with a slam and Boynton getting a bucket off a goal-tending call. UF never trailed again, with Marquette (27-8) drawing no closer than four points the rest of the game.

| Florida | Total FG-A | 3-Pt. FG-A | FT-A | REB O-D-T | PF | AT | TO | BK | ST | MN | TP |
|---|--------------|-------------|--------------|-----------------|-----------|-----------|-----------|----------|----------|------------|-----------|
| F-Murphy | 3-13 | 1-8 | 0-0 | 1-9-10 | 3 | 0 | 0 | 3 | 0 | 30 | 7 |
| C-Young | 3-6 | 0-0 | 1-2 | 5-4-9 | 4 | 1 | 1 | 1 | 0 | 31 | 7 |
| G-Boynton | 2-10 | 1-5 | 6-7 | 0-4-4 | 0 | 5 | 1 | 0 | 1 | 33 | 11 |
| G-Walker | 3-9 | 1-4 | 4-4 | 0-3-3 | 2 | 3 | 4 | 0 | 1 | 29 | 11 |
| G-Beal | 8-10 | 3-5 | 2-2 | 2-4-6 | 1 | 4 | 2 | 2 | 2 | 33 | 21 |
| Rosario | 2-4 | 0-2 | 0-0 | 0-1-1 | 0 | 0 | 2 | 2 | 0 | 11 | 4 |
| Wilbekin | 1-2 | 1-1 | 0-0 | 0-3-3 | 2 | 2 | 1 | 0 | 0 | 17 | 3 |
| Prather | 2-5 | 0-2 | 0-0 | 0-3-3 | 3 | 0 | 0 | 1 | 1 | 16 | 4 |
| Team | | | | 2-1-3 | | | | | | | |
| Totals | 24-59 | 7-27 | 13-15 | 10-32-42 | 15 | 15 | 11 | 9 | 5 | 200 | 68 |
| First Half - FG: 13-30 (.433), 3-FG: 4-14 (.286), FT: 6-7 (.857) | | | | | | | | | | | |

| Marquette | Total FG-A | 3-Pt. FG-A | FT-A | REB O-D-T | PF | AT | TO | BK | ST | MN | TP |
|---|--------------|-------------|--------------|-----------------|-----------|-----------|----------|----------|----------|------------|-----------|
| F-Crowder | 5-15 | 1-7 | 4-5 | 2-5-7 | 3 | 1 | 0 | 0 | 3 | 32 | 15 |
| C-Wilson | 3-7 | 1-1 | 0-0 | 2-3-5 | 2 | 1 | 2 | 3 | 1 | 34 | 7 |
| G-Johnson-Odom | 5-15 | 2-7 | 2-3 | 0-4-4 | 4 | 2 | 2 | 0 | 0 | 38 | 14 |
| G-Blue | 1-8 | 0-0 | 2-2 | 1-7-8 | 1 | 1 | 0 | 0 | 1 | 26 | 4 |
| G-Cadougan | 0-5 | 0-2 | 0-2 | 1-1-2 | 4 | 5 | 3 | 0 | 0 | 21 | 0 |
| Mayo | 4-8 | 2-4 | 1-2 | 0-4-4 | 0 | 1 | 2 | 0 | 2 | 31 | 11 |
| Wilson | 0-0 | 0-0 | 0-0 | 0-0-0 | 0 | 0 | 0 | 0 | 0 | 2 | 0 |
| Gardner | 2-7 | 0-0 | 3-4 | 4-0-4 | 3 | 0 | 0 | 0 | 1 | 16 | 7 |
| Team | | | | 5-2-7 | | | | | | | |
| Totals | 20-65 | 6-21 | 12-18 | 15-26-41 | 17 | 11 | 9 | 3 | 8 | 200 | 58 |
| First Half - FG: 11-35 (.314), 3-FG: 4-10 (.400), FT: 4-7 (.571) | | | | | | | | | | | |

| Linescore | 1st | 2nd | Final | Attendance: |
|-----------|-----|-----|-------|-----------------|
| Florida | 36 | 32 | 68 | 15,833 |
| Marquette | 30 | 28 | 58 | Technical: None |

LOUISVILLE 72, FLORIDA 68

MARCH 24, 2012 • US AIRWAYS CENTER • PHOENIX, ARIZ.

Down by 11 with just under eight minutes to play, fourth-seeded Louisville amped up and switched up its defense, holding fourth-seeded Florida (26-11) to three points the rest of the way to deal the Gators a crushing 72-68 defeat in the NCAA West Region championship game. Freshman forward Chane Behanan, named the region's Most Valuable Player, scored 17 points, with all but four coming in the second half and nine in the final 8:03. Guard Russ Smith scored 19 points. His free throw with just 2.8 seconds remaining ended the Gators' hopes of moving on to the fifth Final Four in school history and put the Cardinals (30-9) into their ninth Final Four and their first since 2005.

| Florida | Total FG-A | 3-Pt. FG-A | FT-A | REB O-D-T | PF | AT | TO | BK | ST | MN | TP |
|---|--------------|-------------|--------------|----------------|-----------|-----------|-----------|----------|----------|------------|-----------|
| F-Murphy | 4-5 | 2-2 | 4-4 | 0-8-8 | 3 | 0 | 4 | 2 | 0 | 34 | 14 |
| C-Young | 5-7 | 0-0 | 1-2 | 2-4-6 | 3 | 0 | 2 | 0 | 2 | 32 | 11 |
| G-Boynton | 4-11 | 2-7 | 2-4 | 0-2-2 | 2 | 6 | 1 | 0 | 0 | 33 | 12 |
| G-Walker | 3-10 | 2-6 | 4-6 | 1-2-3 | 2 | 7 | 2 | 0 | 0 | 32 | 12 |
| G-Beal | 6-12 | 2-5 | 0-0 | 2-5-7 | 1 | 4 | 2 | 0 | 1 | 36 | 14 |
| Rosario | 1-1 | 0-0 | 1-1 | 0-0-0 | 1 | 0 | 0 | 0 | 0 | 6 | 3 |
| Wilbekin | 1-1 | 0-0 | 0-0 | 0-2-2 | 1 | 0 | 1 | 0 | 0 | 14 | 2 |
| Prather | 0-1 | 0-0 | 0-1 | 1-3-4 | 2 | 0 | 1 | 1 | 1 | 13 | 0 |
| Team | | | | 0-0-0 | | | | | | | |
| Totals | 28-48 | 8-20 | 12-18 | 6-26-32 | 15 | 17 | 14 | 3 | 4 | 200 | 68 |
| First Half - FG: 14-21 (.667), 3-FG: 8-11 (.727), FT: 5-7 (.714) | | | | | | | | | | | |

| Louisville | Total FG-A | 3-Pt. FG-A | FT-A | REB O-D-T | PF | AT | TO | BK | ST | MN | TP |
|---|--------------|-------------|--------------|----------------|-----------|-----------|----------|----------|----------|------------|-----------|
| F-Kuric | 3-9 | 2-8 | 0-0 | 0-2-2 | 4 | 1 | 0 | 0 | 2 | 37 | 8 |
| F-Behanan | 7-10 | 1-1 | 2-2 | 2-5-7 | 4 | 0 | 1 | 2 | 1 | 32 | 17 |
| C-Dieng | 4-11 | 0-0 | 0-0 | 1-5-6 | 3 | 0 | 0 | 1 | 0 | 37 | 8 |
| G-Siva | 3-7 | 1-1 | 2-2 | 1-1-2 | 5 | 8 | 1 | 0 | 1 | 26 | 9 |
| G-Smith, C. | 3-4 | 1-2 | 1-2 | 0-1-1 | 1 | 0 | 0 | 0 | 1 | 28 | 8 |
| Smith, R. | 6-13 | 1-2 | 6-7 | 1-4-5 | 3 | 2 | 4 | 0 | 1 | 22 | 19 |
| Price | 0-0 | 0-0 | 0-0 | 0-0-0 | 0 | 0 | 0 | 0 | 0 | 1 | 0 |
| Swopshire | 1-3 | 0-1 | 0-0 | 0-0-0 | 0 | 0 | 0 | 0 | 0 | 9 | 2 |
| Justice | 0-1 | 0-0 | 0-0 | 0-0-0 | 0 | 0 | 0 | 0 | 0 | 1 | 0 |
| Ware | 0-1 | 0-1 | 0-0 | 1-0-1 | 0 | 0 | 0 | 0 | 0 | 4 | 0 |
| Blackshear | 0-1 | 0-0 | 1-2 | 0-3-3 | 0 | 0 | 0 | 0 | 0 | 3 | 1 |
| Team | | | | 2-1-3 | | | | | | | |
| Totals | 27-60 | 6-16 | 12-15 | 8-22-30 | 21 | 11 | 6 | 3 | 6 | 200 | 72 |
| First Half - FG: 14-32 (.438), 3-FG: 3-8 (.375), FT: 2-2 (1.000) | | | | | | | | | | | |

| Linescore | 1st | 2nd | Final | Attendance: |
|------------|-----|-----|-------|----------------------------|
| Florida | 41 | 27 | 68 | 13,456 |
| Louisville | 33 | 39 | 72 | Technical: Louisville-Team |

NCAA TOURNAMENT RECORDS

FLORIDA INDIVIDUAL (GAME)

Points: 27, 2x, last by Kenny Boynton, March 18, 2010 vs. Brigham Young
Rebounds: 17, 2x, last by Alex Tyus, March 24, 2011 vs. Brigham Young
Assists: 12, Taurean Green, March 16, 2007 vs. Jackson State
Field Goals Made: 11, Vernon Macklin, March 26, 2011 vs. Butler
Field Goals Attempted: 20, Chandler Parsons, March 18, 2010 vs. Brigham Young
Free Throws Made: 13, Joakim Noah, March 26, 2006 vs. Villanova
Free Throws Attempted: 15, 2x, last by Joakim Noah, March 26, 2006 vs. Villanova
3-Pt. Made: 7, Lee Humphrey, March 25, 2007 vs. Oregon
3-Pt. Attempted: 13, 3x, last by Kenny Boynton, March 24, 2011 vs. Brigham Young
Steals: 5, 2x, last by Eddie Shannon, March 13, 1999 vs. Weber State
Turnovers: 7, 2x, last by Erving Walker, March 18, 2010 vs. Brigham Young
Blocks: 6, Joakim Noah, April 3, 2006 vs. UCLA
Minutes: 47, Brett Nelson, March 15, 2002 vs. Creighton
FG Pct. (Min. 5 Attempts): 1.000 (7-7), Chris Richard, March 31, 2007 vs. UCLA; (6-6) Patric Young, March 16, 2012 vs. Virginia; (6-6) Joakim Noah, March 16, 2007 vs. Jackson State

FLORIDA INDIVIDUAL (TOURNAMENT)

Games: 6, many players in 2000, 2006 & 2007
Points: 97, Joakim Noah, 2006, 6 games
Rebounds: 68, Al Horford, 2007, 6 games
Assists: 27, Taurean Green, 2007, 6 games
Field Goals Made: 33, 2x, last by Joakim Noah, 2006, 6 games
Field Goals Attempted: 65, Dan Cross, 1994, 5 games
Free Throws Made: 31, 2x, last by Corey Brewer, 2007, 6 games
Free Throws Attempted: 38, Corey Brewer, 2007, 6 games
3-Pt. Made: 23, Lee Humphrey, 2007, 6 games
3-Pt. Attempted: 49, Lee Humphrey, 2007, 6 games
Turnovers: 22, Taurean Green, 2007, 6 games
Steals: 12, Dan Cross, 1994, 5 games
Blocks: 29, Joakim Noah, 2006, 6 games
Minutes: 219, Taurean Green, 2007, 6 games
FG Pct. (Min. 10 attempts): .846, Chris Richard (22-of-26), 2007, 6 games

FLORIDA INDIVIDUAL (CAREER)

Games: 15, Lee Humphrey and Chris Richard
Points: 198, Corey Brewer, 14 games
Rebounds: 137, Al Horford, 14 games
Assists: 52, Taurean Green, 14 games
Field Goals Made: 62, Corey Brewer, 14 games
Field Goals Attempted: 134, Corey Brewer, 14 games
Free Throws Made: 60, Joakim Noah (13 games) and Taurean Green (14 games)
Free Throws Attempted: 78, Joakim Noah, 13 games
3-Pt. Made: 47, Lee Humphrey, 15 games
3-Pt. Attempted: 101, Lee Humphrey, 15 games
Steals: 22, Brett Nelson, 11 games
Blocks: 41, Joakim Noah, 13 games
Minutes: 476, Taurean Green, 14 games
Pts. Avg. (3-game min): 14.8, David Lee, 6 games

Reb. Avg. (3-game min): 9.8, Al Horford, 14 games
FG Pct. (Min 20 attempts): .782, Dwayne Davis (18-of-23), 3 games

FLORIDA TEAM (GAME)

Points: 112, vs. Jackson St., March 16, 2007
Rebounds: 62, vs. Jackson St., March 16, 2007
Assists: 27, vs. Jackson St., March 16, 2007
Field Goals Made: 43, vs. Jackson St., March 16, 2007
Field Goals Attempted: 78, vs. Brigham Young, March 18, 2010
Free Throws Made: 32, vs. Illinois, March 19, 2000
Free Throws Attempted: 43, vs. Oregon, March 25, 2007
3-Pt. Made: 13, vs. Sam Houston State, March 21, 2003
3-Pt. Attempted: 34, vs. Brigham Young, March 24, 2011
Steals: 15, vs. Weber St., March 13, 1999
Turnovers: 22, vs. Oklahoma State, March 26, 2000
Blocks: 10, vs. UCLA, April 3, 2006
FG Pct.: .589 (43-of-73), vs. Jackson St., March 16, 2007
Worst FG Pct.: .372 (16-of-43), vs. Michigan State, March 23, 2003

FLORIDA TEAM (TOURNAMENT)

Games: 6, 3x, 2000, 2006 and 2007 Tournaments
Points: 496, 2007 Tournament, 6 games
Rebounds: 240, 2007 Tournament, 6 games
Assists: 88, 2006 Tournament, 6 games
Field Goals Made: 161, 2000 Tournament, 6 games
Field Goals Attempted: 362, 2000 Tournament, 6 games
3-Pt. Made: 53, 2007 Tournament, 6 games
3-Pt. Attempted: 129, 2007 Tournament, 6 games
Turnovers: 92, 2000 Tournament, 6 games
Steals: 45, 1994 Tournament, 5 games
Blocks: 44, 2006 Tournament, 6 games
FG Pct. (2 games min): .522 (154-of-295), 2007 Tournament, 6 games
Worst FG Pct. (2 games min): .387 (41-of-106), 2005 Tournament, 2 games

OPPONENT INDIVIDUAL (GAME)

Points: 39, Glenn Rice, Michigan, March 19, 1988
Rebounds: 16, Chris Marcus, Western Kentucky, March 16, 2001
Assists: 11, Gary Grant, Michigan, March 19, 1988
Field Goals Made: 16, Glenn Rice, Michigan, March 19, 1988
Field Goals Attempted: 27, Harold Arceneaux, Weber State, March 13, 1999
Free Throws Made: 11, Jason Fraser, Villanova, March 20, 2005
Free Throws Attempted: 17, Jason Fraser, Villanova, March 20, 2005
3-Pt. Made: 8, Terrell Taylor, Creighton, March 15, 2002
3-Pt. Attempted: 16, Matt Maloney, Pennsylvania, March 19, 1994
Turnovers: 8, Thomas Jackson, Butler, March 17, 2000
Steals: 5, Quentin Hall, Gonzaga, March 18, 1999
Blocks: 4, 2x last vs. Jason Fraser, Villanova, March 26, 2006
Minutes: 46, Jimmer Fredette, Brigham Young, March 18, 2010

OPPONENT TEAM (GAME)

Points: 108, Michigan, March 19, 1988
Rebounds: 48, Creighton, March 15, 2002
Assists: 30, Michigan, March 19, 1988
Field Goals Made: 44, Michigan, March 19, 1988
Field Goals Attempted: 73, Villanova, March 26, 2006
Free Throws Made: 25, 2x, last by Brigham Young, March 18, 2010
Free Throws Attempted: 35, Villanova, March 20, 2005
3-Pt. Made: 14, Pennsylvania, March 11, 1999
3-Pt. Attempted: 37, Pennsylvania, March 19, 1994
Turnovers: 23, Connecticut, March 25, 1994
Steals: 13, Weber State, March 13, 1999
Blocks: 10, Connecticut, March 25, 1994
FG Pct.: .647, Michigan (44-of-68), March 19, 1988
Worst FG Pct.: .247, Villanova (18-of-73), March 26, 2006

CAREER TOP FIVE

Points:
 198, Corey Brewer, 2005-07 (14 games)
 166, Joakim Noah, 2005-07 (13 games)
 164, Taurean Green, 2005-07 (14 games)
 159, Lee Humphrey, 2004-07 (15 games)
 157, Udonis Haslem, 1999-2002 (14 games)

Rebounds:
 137, Al Horford, 2005-07 (14 games)
 116, Joakim Noah, 2005-07 (13 games)
 68, Mike Miller, 1999-00 (9 games)
 67, Corey Brewer, 2005-07 (14 games)
 60, Udonis Haslem, 1999-2002 (12 games)

Assists:
 52, Taurean Green, 2005-07 (14 games)
 36, Erving Walker, 2009-12 (9 games)
 35, Brett Nelson, 2000-03 (11 games)
 34, Kenny Boynton, 2010-present (9 games)
 30, Chandler Parsons, 2010-11 (5 games)
 30, Al Horford, 2005-07 (14 games)

SEC TOURNAMENTS

47 TOURNAMENT APPEARANCES (36-44, CHAMPIONS IN 2005, 2006 AND 2007, RUNNER-UP IN 1934, 1989, 1994, 2004 AND 2011)

1933 – Atlanta Athletic Club, Atlanta, Ga.
February 26, 1933 – Kentucky 48, Florida 24

1934 – Atlanta Athletic Club, Atlanta, Ga.
February 24, 1934 – Florida 38, Kentucky 32
February 25, 1934 – Florida 24, Vanderbilt 23
February 27, 1934 – Alabama 41, Florida 25 (championship)

1940 – Alumni Memorial Gymnasium, Knoxville, Tenn.
February 29, 1940 – Tennessee 42, Florida 32

1941 – Jefferson County Armory, Louisville, Ky.
February 28, 1941 – Florida 48, Vanderbilt 41
March 1, 1941 – Tennessee 47, Florida 26 (semifinals)

1942 – Jefferson County Armory, Louisville, Ky.
February 26, 1942 – Kentucky 42, Florida 36

1943-44 – Florida Did Not Participate

1945 – Jefferson County Armory, Louisville, Ky.
February 28, 1945 – Kentucky 57, Florida 35

1946 – Jefferson County Armory, Louisville, Ky.
March 1, 1946 – Kentucky 69, Florida 32

1947 – Jefferson County Armory, Louisville, Ky.
February 28, 1947 – LSU 60, Florida 45

1948 – Jefferson County Armory, Louisville, Ky.
March 4, 1948 – Kentucky 87, Florida 31

1949 – Jefferson County Armory, Louisville, Ky.
March 3, 1949 – Kentucky 73, Florida 36

1950 – Jefferson County Armory, Louisville, Ky.
March 2, 1950 – LSU 66, Florida 57

1951 – Jefferson County Armory, Louisville, Ky.
March 1, 1951 – Tulane 66, Florida 62

1952 – Jefferson County Armory, Louisville, Ky.
February 29, 1952 – Florida 66, Vanderbilt 63
March 1, 1952 – LSU 77, Florida 69 (semifinals)

1953-78 – No Tournament Held

1979 – Birmingham Coliseum, Birmingham, Ala.
February 28, 1979 – Alabama 81, Florida 64

1980 – Birmingham Coliseum, Birmingham, Ala.
February 27, 1980 – Florida 72, Vanderbilt 71
February 28, 1980 – LSU 95, Florida 82

1981 – Birmingham Coliseum, Birmingham, Ala.
March 4, 1981 – Florida 50, Auburn 48 (OT)
March 5, 1981 – LSU 85, Florida 73

1982 – Rupp Arena, Lexington, Ky.
March 3, 1982 – Vanderbilt 47, Florida 46 (2 OT)

1983 – Birmingham Coliseum, Birmingham, Ala.
March 7, 1983 – Tennessee 78, Florida 62

1984 – Memorial Gymnasium, Nashville, Tenn.
March 8, 1984 – Tennessee 80, Florida 74 (OT)

1985 – Birmingham Coliseum, Birmingham, Ala.
March 7, 1985 – Florida 58, Kentucky 55
March 8, 1985 – Auburn 43, Florida 42 (semifinals)

1986 – Rupp Arena, Lexington, Ky.
March 6, 1986 – LSU 72, Florida 66

1987 – The Omni in Atlanta, Ga.
March 6, 1987 – LSU 72, Florida 66

1988 – LSU Assembly Center, Baton Rouge, La.
March 11, 1988 – Florida 67, Tennessee 60
March 12, 1988 – Georgia 72, Florida 70 (semifinals)

1989 – Thompson-Boling Arena, Knoxville, Tenn.
March 10, 1989 – Florida 62, Georgia 61
March 11, 1989 – Florida 76, Tennessee 71 (semifinals)
March 12, 1989 – Alabama 72, Florida 60 (championship)

1990 – Orlando Arena, Orlando, Fla.
March 8, 1990 – Vanderbilt 68, Florida 58

1991 – Memorial Gym in Nashville, Tenn.
March 8, 1991 – Alabama 71, Florida 65

1992 – Birmingham-Jefferson Civic Center, Birmingham, Ala.
March 13, 1992 – Alabama 62, Florida 60

1993 – Rupp Arena, Lexington, Ky.
March 11, 1993 – Mississippi 67, Florida 62

1994 – The Pyramid, Memphis, Tenn.
March 11, 1994 – Florida 84, South Carolina 57
March 12, 1994 – Florida 68, Alabama 52 (semifinals)
March 13, 1994 – Kentucky 73, Florida 60 (championship)

1995 – The Georgia Dome, Atlanta, Ga.
March 9, 1995 – Florida 63, Mississippi 59
March 10, 1995 – Florida 80, Mississippi State 64
March 11, 1995 – Kentucky 86, Florida 72 (semifinals)

1996 – The Louisiana Superdome, New Orleans, La.
March 7, 1996 – Florida 75, Ole Miss 62
March 8, 1996 – Kentucky 100, Florida 76

1997 – The Pyramid, Memphis, Tenn.
March 6, 1997 – Alabama 80, Florida 66

1998 – The Georgia Dome, Atlanta, Ga.
March 5, 1998 – Florida 68, Auburn 64
March 6, 1998 – South Carolina 71, Florida 60

1999 – The Georgia Dome, Atlanta, Ga.
March 4, 1999 – Florida 97, LSU 75
March 5, 1999 – Arkansas 75, Florida 74

2000 – The Georgia Dome, Atlanta, Ga.
March 9, 2000 – Florida 89, Ole Miss 67
March 10, 2000 – Auburn 78, Florida 70

2001 – Gaylord Entertainment Center, Nashville, Tenn.
March 9, 2001 – Florida 69, Alabama 61
March 10, 2001 – Ole Miss 74, Florida 69 (semifinals)

2002 – The Georgia Dome, Atlanta, Ga.
March 7, 2002 – Florida 81, Auburn 63
March 8, 2002 – Mississippi State 62, Florida 52

2003 – The Louisiana Superdome, New Orleans, La.
March 14, 2003 – LSU 65, Florida 61

2004 – The Georgia Dome, Atlanta, Ga.
March 12, 2004 – Florida 75, Alabama 73 (OT)
March 13, 2004 – Florida 91, Vanderbilt 69 (semifinals)
March 14, 2004 – Kentucky 89, Florida 73 (championship)

2005 – The Georgia Dome, Atlanta, Ga.
March 11, 2005 – Florida 80, Mississippi State 64
March 12, 2005 – Florida 68, Alabama 62 (semifinals)
March 13, 2005 – Florida 70, Kentucky 53 (championship)

2006 – Gaylord Entertainment Center, Nashville, Tenn.
March 10, 2006 – Florida 74, Arkansas 71
March 11, 2006 – Florida 81, LSU 65 (semifinals)
March 12, 2006 – Florida 49, South Carolina 47 (championship)

2007 – The Georgia Dome, Atlanta, Ga.
March 11, 2007 – Florida 74, Georgia 57
March 12, 2007 – Florida 80, Ole Miss 59 (semifinals)
March 13, 2007 – Florida 77, Arkansas 56 (championship)

2008 – The Georgia Dome, Atlanta, Ga.
March 13, 2008 – Alabama 80, Florida 69

2009 – St. Pete Times Forum, Tampa, Fla.
March 12, 2009 – Florida 73, Arkansas 58
March 13, 2009 – Auburn 68, Florida 65

2010 – Bridgestone Arena, Nashville, Tenn.
March 11, 2010 – Florida 78, Auburn 69
March 12, 2010 – Mississippi State 75, Florida 69

2011 – Georgia Dome, Atlanta, Ga.
March 11, 2011 – Florida 85, Tennessee 74
March 12, 2011 – Florida 77, Vanderbilt 66 (semifinals)
March 13, 2011 – Kentucky 70, Florida 54 (championship)

2012 – New Orleans Arena, New Orleans, La.
March 9, 2012 – Florida 66, Alabama 63
March 10, 2012 – Kentucky 74, Florida 71 (semifinals)

FUTURE SEC TOURNAMENT DATES AND SITES

| | | | | | | |
|--|---|--|---|------------------------------|------------------------------|--|
| March 13-17, 2013 Bridgestone Arena Nashville, Tenn. | March 12-16, 2014 Georgia Dome Atlanta, Ga. | March 11-15, 2015 Bridgestone Arena Nashville, Tenn. | March 9-13, 2016 Bridgestone Arena Nashville, Tenn. | March 8-12, 2017 Site TBD | March 7-11, 2018 Site TBD | March 13-17, 2019 Bridgestone Arena Nashville, Tenn. |
|--|---|--|---|------------------------------|------------------------------|--|

FLORIDA SEC TOURNAMENT RECORDS

FLORIDA INDIVIDUAL (GAME)

Points: 35, Anthony Roberson, March 12, 2004 vs. Vanderbilt
Rebounds: 17, David Lee, March 13, 2005 vs. Kentucky
Assists: 8, Eddie Shannon, March 4, 1999 vs. LSU; Eddie Shannon, March 5, 1998 vs. Auburn
Field Goals Made: 13, Kenyan Weaks, March 5, 1998 vs. Auburn
Field Goals Attempted: 23, Vernon Maxwell, March 6, 1986 vs. LSU
Free Throws Made: 11, Reggie Hannah, Feb. 28, 1980 vs. LSU
Free Throws Attempted: 14, Udonis Haslem, March 5, 1999 vs. Arkansas
3-Pt Made: 8, Greg Stolt, March 4, 1999 vs. LSU
3-Pt Attempted: 16, Anthony Roberson, March 12, 2004 vs. Alabama
Steals: 6, Taurean Green, March 11, 2006 vs. LSU
Turnovers: 8, Taurean Green, March 12, 2006 vs. South Carolina
Blocks: 7, Dwayne Schintzius, March 10, 1989 vs. Georgia
Minutes: 49, Ronnie Williams, March 3, 1982 vs. Vanderbilt
FG Pct. (Min 5 Attempts): 1.000, (7-7) Udonis Haslem, March 7, 2002 vs. Auburn; (5-5), Greg Williams, March 10, 1995 vs. Mississippi State

FLORIDA INDIVIDUAL (TOURNAMENT)

Games: (3), many players in 1989, 1994, 1995, 2004, 2005, 2006, 2011
Points: 70, Livingston Chatman (3 games), 1989
Rebounds: 37, Dwayne Schintzius (3 games), 1989
Assists: 14, David Lee (3 games), 2004
Field Goals Made: 27, Livingston Chatman (3 games), 1989
Field Goals Attempted: 42, Livingston Chatman (3 games), 1989
3-Pt Made: 14, Anthony Roberson (3 games), 2004
3-Pt Attempted: 35, Anthony Roberson (3 games), 2004
Turnovers: 13, Taurean Green (3 games), 2006; Livingston Chatman (3 games), 1989
Steals: 8, Taurean Green (3 games), 2006
Blocks: 18, Dwayne Schintzius (3 games), 1989
FG Pct. (Min 5 Attempts): .846 (11-of-13), Mark Giombetti (2 games), 1981

FLORIDA INDIVIDUAL (CAREER)

Games: 13, Lee Humphrey and Chris Richard (2004-07)
Points: 153, Dametri Hill (11 games), 1993-96
Rebounds: 68, Al Horford (9 games), 2005-07; Dametri Hill (11 games), 1993-96
Assists: 31, Eddie Shannon (7 games), 1996-99
Field Goals Made: 60, Dametri Hill (11 games), 1993-96
Field Goals Attempted: 106, Anthony Roberson (7 games), 2003-05
3-Pt Made: 23, Anthony Roberson (7 games), 2003-05
3-Pt Attempted: 61, Anthony Roberson (7 games), 2003-05
Steals: 15, Andrew DeClercq (8 games), 1992-95
Blocks: 23, Dwayne Schintzius (6 games), 1987-89
Minutes: 313, Dan Cross (8 games), 1992-95
Pts Avg: 19.8, Ronnie Williams (5 games), 1981-84
Reb Avg: 9.5, Stacey Poole (4 games), 1990-93
FG Pct. (Min 20 Attempts): .639 (23-36) Jason Anderson (7 games), 1993-96; (23-36) Dwayne Davis (6 games), 1988-91

FLORIDA TEAM (GAME)

Points: 97, March 4, 1999 vs. LSU
Rebounds: 48, March 13, 2005 vs. Kentucky
Assists: 22, March 13, 2011 vs. Kentucky
Field Goals Made: 33, March 9, 2000 vs. Ole Miss; March 11, 1994 vs. South Carolina; Feb. 28, 1980 vs. LSU
Field Goals Attempted: 71, March 10, 2000 vs. Auburn
Free Throws Made: 26, March 12, 1988 vs. Georgia
Free Throws Attempted: 37, March 11, 2011 vs. Tennessee
3-Pt Made: 17, March 4, 1999 vs. LSU
3-Pt Attempted: 36, March 4, 1999 vs. LSU; March 12, 2004 vs. Alabama
Steals: 13, March 12, 1994 vs. Kentucky
Turnovers: 24, March 8, 1996 vs. Kentucky; Feb. 28, 1979 vs. Alabama
Blocks: 8, 3x, last on March 12, 1989 vs. Alabama
FG Pct.: .647, (22-34), March 4, 1981 vs. Auburn
Worst FG Pct.: .313, (20-64), March 3, 2002 vs. Mississippi State

FLORIDA TEAM (TOURNAMENT)

Games: 3, many times 1989, 1994, 1995, 2004, 2005, 2006, 2007 and 2011
Points: 239 (3 games), 2004
Rebounds: 122 (3 games), 2005
Assists: 50 (3 games), 2011
Field Goals Made: 82 (3 games), 1994 and 2004
Field Goals Attempted: 178 (3 games), 1994
3-Pt Made: 31 (3 games), 2004
3-Pt Attempted: 80 (3 games), 2004
Turnovers: 52 (3 games), 1994
Steals: 31 (3 games), 1994
Blocks: 22 (3 games), 1989
FG Pct.: .588 (50-of-85) (2 games), 1981
Worst FG Pct.: .348 (23-66) (1 game), 1993

Opponent Individual (Game)

Points: 30, Tony White, Tennessee, March 8, 1984
Rebounds: 20, John Williams, LSU, March 6, 1986
Assists: 9, Reggie King, Alabama, Feb. 28, 1979
Field Goals Made: 12, Chuck Person, Auburn, March 8, 1985; Tony White, Tennessee, March 8, 1984
Field Goals Attempted: 22, Tony White, Tennessee, March 8, 1984
Free Throws Made: 12, Willie Burton, Tennessee, March 8, 1984
Free Throws Attempted: 14, Willie Burton, Tennessee, March 8, 1984
3-Pt Made: 8, Mykal Riley, Alabama, March 13, 2008
3-Pt Attempted: 16, Earnest Shelton, Alabama, March 12, 2004
Turnovers: 8, Doc Robinson, Auburn, March 5, 1998
Steals: 7, Clarence Swearngen, Tennessee, March 11, 1988
Blocks: 5, Mark Pope, Kentucky, March 11, 1995; Jarrell Evans, Ole Miss, March 11, 1993
Minutes: 47, Phil Cox, Vanderbilt, March 3, 1982
FG Pct. (Min 5 Attempts): 1.000 (7-7) Robert Scott, Alabama, Feb. 28, 1979

OPPONENT TEAM (GAME)

Points: 100, Kentucky, March 8, 1996
Rebounds: 50, Alabama, Feb. 28, 1979
Assists: 23, Kentucky, March 8, 1996
Field Goals Made: 39, LSU, Feb. 28, 1980
Field Goals Attempted: 71, Tennessee, March 11, 1989

Free Throws Made: 32, Auburn, March 10, 2000
Free Throws Attempted: 44, Auburn, March 10, 2000
3-Pt Made: 14, Alabama, March 6, 1997
3-Pt Attempted: 33, Vanderbilt, March 12, 2011
Turnovers: 24, Alabama, March 12, 1994
Steals: 13, Georgia, March 10, 1989; LSU, March 6, 1987
Blocks: 11, Kentucky, March 11, 1995
FG Pct.: .609 (39-64), LSU, Feb. 28, 1980
Worst FG Pct.: .300, (18-60), South Carolina, March 12, 2006

CAREER TOP FIVE

Points:
 153, Dametri Hill (11 games), 1993-96
 121, Corey Brewer (9 games), 2005-07
 117, Anthony Roberson (7 games), 2003-05
 108, Matt Walsh (7 games), 2003-05
 105, Udonis Haslem (8 games), 1998-2002

Rebounds:
 68, Al Horford (9 games), 2005-07
 68, Dametri Hill (11 games), 1993-96
 63, David Lee (9 games), 2002-05
 62, Andrew DeClercq (8 games), 1992-95
 55, Dwayne Davis (6 games), 1988-91

Assists:
 31, Eddie Shannon (7 games), 1996-99
 29, Taurean Green (9 games), 2005-07
 28, Greg Williams (9 games), 1994-97
 26, Erving Walker (9 games), 2009-12
 23, Dan Cross (8 games), 1992-95

REGULAR SEASON TOURNAMENTS

1951-52 – Gator Bowl Tournament in Jacksonville, Fla.

December 27, 1951 – Florida 73, Clemson 62
December 28, 1951 – Florida 62, Georgia 47
December 29, 1951 – Florida 61, Florida State 51*

1952-53 – Gator Bowl Tournament in Jacksonville, Fla.

December 29, 1952 – Florida 68, Georgia 60
December 30, 1952 – Florida 73, Georgia State Teachers 61*

1953-54 – Gator Bowl Tournament in Jacksonville, Fla.

December, 1953 – Georgia State Teachers 99, Florida 86
December, 1953 – Florida 63, Georgia Tech 59+

1954-55 – Gator Bowl Tournament in Jacksonville, Fla.

December, 1954 – Florida 82, Florida State 79
December, 1954 – Spring Hill 66, Florida 60*

1955-56 – All-American City Tournament in Owensboro, Ky.

December 18, 1955 – Florida 98, Pittsburgh 72
December 29, 1955 – Evansville 85, Florida 69
December 30, 1955 – Kentucky Wesleyan 73, Florida 65

1956-57 – Carrousel Tournament in Charlotte, N.C.

December 17, 1956 – Florida 97, Muhlenberg 90
December 18, 1956 – Wake Forest 90, Florida 53
December 19, 1956 – Florida 88, St. Joseph's 72

Gator Bowl Tournament in Jacksonville, Fla.

December 27, 1956 – South Carolina 77, Florida 71
December 28, 1956 – Florida 105, Clemson 71+

1957-58 – Gator Bowl Tournament in Jacksonville, Fla.

December 30, 1957 – Florida 76, Clemson 64
December 31, 1957 – Florida 76, Georgia 63*

1958-59 – Gator Bowl Tournament in Jacksonville, Fla.

December 29, 1958 – Ole Miss, 71, Florida 47
December 30, 1958 – Florida 58, Georgia 55+

1959-60 – Hurricane Classic in Miami, Fla.

December 28, 1959 – Xavier 86, Florida 74
December 29, 1959 – Brigham Young 74, Florida 65+

1960-61 – Gator Bowl Tournament in Jacksonville, Fla.

December 28, 1960 – Florida 82, Jacksonville 68
December 29, 1960 – Navy 69, Florida 62
December 30, 1960 – Florida 73, Georgia 58

1961-62 – Gator Bowl Tournament in Jacksonville, Fla.

December 28, 1961 – Florida 68, Navy 63
December 29, 1961 – Virginia Tech 78, Florida 69*

1962-63 – Gator Bowl Tournament in Jacksonville, Fla.

December 27, 1962 – Florida 66, Rice 57
December 28, 1962 – Georgia Tech 63, Florida 61*

1963-64 – Gator Bowl Tournament in Jacksonville, Fla.

December 26, 1963 – Florida 100, Manhattan 75
December 27, 1963 – Florida 74, Air Force 68*

1964-65 – Gator Bowl Tournament in Jacksonville, Fla.

December 29, 1964 – Florida 82, Wake Forest 65
December 30, 1964 – Florida 62, Texas 49*

1965-66 – Gator Bowl Tournament in Jacksonville, Fla.

December 29, 1965 – Florida 72, DePaul 64
December 30, 1965 – Penn State 54, Florida 52*

1966-67 – Gator Bowl Tournament in Jacksonville, Fla.

December 28, 1966 – Florida 78, Georgia 64
December 29, 1966 – Florida 92, Virginia Tech 73*

1967-68 – Gator Bowl Tournament in Jacksonville, Fla.

December 27, 1967 – St. Joseph's 89, Florida 69
December 28, 1967 – Mississippi State 66, Florida 65+

1968-69 – Gator Bowl Tournament in Jacksonville, Fla.

December 26, 1968 – Northwestern 76, Florida 72
December 27, 1968 – Florida 82, Georgia 77+

1969-70 – Sunshine Classic in Jacksonville, Fla.

December 1, 1969 – Morehead State 82, Florida 73
December 2, 1969 – Florida 68, East Tennessee 49+
Gator Bowl Tournament in Jacksonville, Fla.
December 29, 1969 – Florida 48, Virginia Tech 45
December 30, 1969 – Florida State 88, Florida 48*

1970-71 – Gator Bowl Tournament in Jacksonville, Fla.

December 28, 1970 – Georgia Tech 69, Florida 58
December 29, 1970 – Bradley 70, Florida 65+

1971-72 – Gator Bowl Tournament in Jacksonville, Fla.

December 28, 1971 – Florida 87, Columbia 47
December 29, 1971 – Illinois 76, Florida 75*

1972-73 – Gator Bowl Tournament in Jacksonville, Fla.

December 26, 1972 – Rutgers 81, Florida 79
December 27, 1972 – Miami of Ohio 88, Florida 72+

1973-74 – Gator Bowl Tournament in Jacksonville, Fla.

December 26, 1973 – Florida 74, Jacksonville 62
December 27, 1973 – Florida 77, Duke 60*

1974-75 – Rainbow Classic in Honolulu, Hawaii

December 27, 1974 – Indiana 98, Florida 84
December 28, 1974 – Penn 100, Florida 88
December 30, 1974 – San Jose State 83, Florida 80

1975-76 – Gator Bowl Tournament in Jacksonville, Fla.

December 26, 1975 – Florida 65, Jacksonville 64
December 27, 1975 – Wake Forest 78, Florida 75 (OT)*

1976-77 – Big Sun Tournament in St. Petersburg, Fla.

December 17, 1976 – Florida 70, South Florida 53
December 18, 1976 – Florida 84, Memphis State 83*

Gator Bowl Tournament in Jacksonville, FL

December 29, 1976 – Florida 99, Jacksonville 87
December 30, 1976 – Florida 101, Holy Cross 85*

1977-78 – Vermont Classic in Burlington, Vt.

December 22, 1977 – Florida 70, George Washington 63
December 27, 1977 – Florida 93, Vermont 67*

Gator Bowl Tournament in Jacksonville, Fla.

December 27, 1977 – Florida 88, Bonaventure 75
December 28, 1977 – Indiana 73, Florida 60*

1978-79 – Industrial National Classic in Providence, R.I.

December 15, 1978 – Florida 109, Fairfield 99 (OT)
December 16, 1978 – Florida 79, Providence 63*

Gator Bowl Tournament in Jacksonville, Fla.

December 26, 1978 – Florida 89, Massachusetts 65
December 27, 1978 – Jacksonville 60, Florida 59

1979-80 – Gator Bowl Tournament in Jacksonville, Fla.

December 26, 1979 – Florida 63, Iowa State 59
December 27, 1979 – Jacksonville 61, Florida 55*

1980-81 – Gator Bowl Tournament in Jacksonville, Fla.

December 26, 1980 – Florida 65, Jacksonville 59
December 27, 1980 – Purdue 95, Florida 87*

1981-82 – Florida Four Tournament in Jacksonville, Fla.

December 4, 1981 – South Florida 58, Florida 56
December 5, 1981 – Florida 84, Jacksonville 73+

Cabrillo Classic in San Diego, Calif.

December 29, 1981 – Temple 85, Florida 81
December 30, 1981 – Baylor 72, Florida 71+

1982-83 – Great Alaska Shootout in Anchorage, Alaska

November 26, 1982 – Louisville 80, Florida 63
November 27, 1982 – Florida 72, Alaska-Anchorage 52
November 28, 1982 – Illinois 68, Florida 55

Florida Four Tournament in Gainesville, Fla.

December 10, 1982 – Florida 104, Jacksonville 78
December 11, 1982 – South Florida 77, Florida 73*

Gator Bowl Tournament in Jacksonville, Fla.

December 28, 1982 – Florida 82, Penn State 60
December 29, 1982 – Florida 56, Jacksonville 47*

1983-84 – Sugar Bowl Classic in New Orleans, La.

December 28, 1983 – SW Louisiana 74, Florida 65
December 29, 1983 – Florida 65, Tulane 53+

1984-85 – Hoosier Classic in Indianapolis, Ind.

December 29, 1984 – Florida 82, Arizona State 73
December 30, 1984 – Indiana 80, Florida 63*

1985-86 – Rebel Roundup in Las Vegas, Nev.

December 21, 1985 – Iona 71, Florida 70
December 22, 1985 – San Diego State 63, Florida 62

1986-87 – Gator Bowl Tournament in Jacksonville, Fla.

December 19, 1986 – Florida 82, Virginia Tech 60
December 20, 1986 – Florida 82, Ohio State 72*

Rainbow Classic in Honolulu, Hawaii

December 27, 1986 – California 83, Florida 80
December 29, 1986 – Florida 115, Hawaii 83
December 30, 1986 – Ohio State 88, Florida 84

1987-88 – Preseason Big Apple NIT – Finals in New York, N.Y.

November 21, 1987 – Florida 82, Jacksonville 52
November 23, 1987 – Florida 80, Georgia Tech 69
November 27, 1987 – Florida 96, Iowa State 89
November 28, 1987 – Florida 70, Seton Hall 68*

Fiesta Bowl Classic in Tucson, Ariz.

December 29, 1987 – Duke 93, Florida 70
December 30, 1987 – Florida 83, Michigan State 59

1988-89 – Great Alaska Shootout in Anchorage, Alaska

November 25, 1988 – California 73, Florida 58

November 26, 1988 – Florida 83, Alaska-Anchorage 72
November 27, 1988 – Florida 77, Utah 68

ECAC Holiday Festival in New York, N.Y.

December 27, 1988 – Ohio State 93, Florida 68
December 29, 1988 – Florida 59, Fordham 52

1989-90 – Sugar Bowl Classic in New Orleans, La.

December 27, 1989 – Florida 69, New Orleans 64
December 28, 1989 – LaSalle 76, Florida 69

1990-91 – Carrier Classic in Syracuse, N.Y.

December 7, 1990 – UNC Charlotte 94, Florida 92
December 8, 1990 – Florida 92, Alaska-Anchorage 81

1991-92 – Red Lobster Classic in Orlando, Fla.

December 28, 1991 – Virginia Tech 79, Florida 57
December 30, 1991 – Brigham Young 79, Florida 73

1992-93 – The Milk Challenge in Orlando, Fla.

December 19, 1992 – Temple 67, Florida 62
December 20, 1992 – Florida 70, UNC Charlotte 69

Sun Carnival Classic in El Paso, Texas

December 28, 1992 – Purdue 67, Florida 63
December 29, 1992 – Florida 86, Austin Peay 62

1993-94 – Rainbow Classic in Honolulu, Hawaii

December 28, 1993 – Florida 74, Oklahoma State 69
December 29, 1993 – Louisville 83, Florida 68 (Semifinals)
December 30, 1993 – Florida 66, Evansville 63 (3rd Place Game)

1995-96 – Franklin Bank/Children's Charities Classic in Landover, Md.

December 2, 1995 – Florida 75, George Washington 66
December 3, 1995 – UMass 80, Florida 58*

All-College Tournament in Oklahoma City, Okla.

December 29, 1995 – Florida 71, Louisiana Tech 56
December 30, 1995 – Florida 76, Oklahoma 72 (OT)*

1996-97 – San Juan Shootout in Caguas, Puerto Rico

Nov. 29, 1996 – Creighton 74, Florida 73
Nov. 30, 1996 – Florida 93, Puerto Rico 63
Dec. 1, 1996 – Delaware 88, Florida 78

Fiesta Bowl Classic in Tucson, Ariz.

Dec. 28, 1996 – Pennsylvania 71, Florida 63
Dec. 30, 1996 – Florida 106, Robert Morris 69

1999-2000 – Maui Invitational in Maui, Hawaii

Nov. 22, 1999 – Florida 60, Utah State 58
Nov. 23, 1999 – Purdue 79, Florida 68
Nov. 24, 1999 – Florida 72, Georgetown 62+

2001-02 – IKON Coaches vs. Cancer Classic in New York, N.Y.

Nov. 8, 2001 – Florida 72, Temple 64
Nov. 9, 2001 – Arizona 75, Florida 71*

2002-03 – Owens Corning Preseason NIT

Nov. 19, 2002 – Florida 76, Louisiana Tech 55
Nov. 21, 2002 – Florida 99, Eastern Illinois 65
Nov. 27, 2002 – Stanford 69, Florida 65
Nov. 29, 2002 – Florida 83, Kansas 73+

2005-06 – Coaches vs. Cancer Classic

Nov. 9, 2005 – Florida 80, St. Peter's 51
Nov. 10, 2005 – Florida 83, Albany 64
Nov. 17, 2005 – Florida 77, Wake Forest 72
Nov. 18, 2005 – Florida 75, Syracuse 70*

2007-08 – Blue Ribbon Challenge

Nov. 9, 2007 – Florida 75, North Dakota State 65
Nov. 11, 2007 – Florida 93, Tennessee Tech 65
Nov. 14, 2007 – Florida 101, North Carolina Central 51
Nov. 17, 2007 – Florida 88, Rutgers 63*

2008-09 O'Reilly Auto Parts CBE Classic

Nov. 14, 2008 – Florida 80, Toledo 58
Nov. 16, 2008 – Florida 81, Bradley 58
Nov. 24, 2008 – Syracuse 89, Florida 83
Nov. 25, 2008 – Florida 86, Washington 84+

2009-10 Legends Classic

Nov. 18, 2009 – Florida 69, Georgia Southern 49
Nov. 20, 2009 – Florida 80, Troy 58
Nov. 27, 2009 – Florida 77, Michigan State 74
Nov. 28, 2009 – Florida 73, Rutgers 58*

+Consolation Game; *Championship Game

UF CAREER STATISTICS

| | G-GS | FG-FGA | FG% | 3PT-ATT | 3PT% | FT-FTA | FT% | REB | AVG | PF-DQ | TP | AVG | A | TO | BS | ST | MIN |
|---------------------|---------|-----------|-------|---------|------|-----------|-------|------|------|---------|------|-------|------|------|-----|-----|-------|
| Aaron, Patrick | 28-0 | 21-44 | .477 | 3-7 | .429 | 10-19 | .526 | 30 | 1.1 | 17-0 | 55 | 1.9 | 11 | 10 | 0 | 8 | 158 |
| Abukar, Mohamed | 37-0 | 42-114 | .368 | 23-78 | .295 | 9-13 | .692 | 72 | 1.9 | 34-0 | 116 | 3.1 | 26 | 29 | 13 | 8 | 474 |
| Adamson, John | 19-2 | 16-35 | .457 | - | - | 10-19 | .526 | 23 | 2.1 | 19-0 | 42 | 2.2 | 5 | 15 | 1 | 2 | 117 |
| Agee, Robert | 54 | 50-149 | .336 | - | - | 45-57 | .789 | 102 | 1.9 | 62-0 | 145 | 2.7 | 20 | - | - | - | - |
| Aldridge, Mike | 11-0 | 16-33 | .485 | - | - | 1-2 | .500 | 4 | 0.3 | 10-0 | 33 | 2.8 | 8 | 6 | 0 | 3 | 54 |
| Al-Kaleem, Rashid | 40-1 | 33-95 | .347 | 23-71 | .324 | 9-15 | .600 | 30 | 0.8 | 38-0 | 98 | 2.5 | 18 | 13 | 1 | 6 | 343 |
| Allen, Adam | 37-0 | 52-108 | .481 | 32-76 | .421 | 8-13 | .615 | 29 | 0.8 | 47-1 | 144 | 3.9 | 15 | 23 | 3 | 6 | 373 |
| Anderson, Jason | 114-18 | 221-541 | .409 | 41-151 | .272 | 147-247 | .595 | 347 | 3.1 | 228-5 | 630 | 5.5 | 127 | 150 | 77 | 78 | 1776 |
| Appleby, Ryan | 23-1 | 6-18 | .333 | 5-14 | - | 7-10 | .700 | 12 | 0.5 | 11-0 | 24 | 1.0 | 27 | 22 | 2 | 5 | 183 |
| Armstrong, Greg | 47 | 37-126 | .294 | - | - | 20-30 | .667 | 39 | 0.8 | 41-0 | 94 | 2.0 | 60 | 16* | * | 4* | 447* |
| Bacon, Bob | 5 | 0-3 | .000 | - | - | 3-4 | .750 | 1 | 0.2 | 3-0 | 3 | 0.6 | - | - | - | - | - |
| Bales, Buddy | 50 | 103-255 | .404 | - | - | 57-79 | .722 | 105 | 2.1 | 122-7 | 263 | 5.3 | - | - | - | - | - |
| Barbee, Tom | 41 | 174-372 | .468 | - | - | 175-221 | .792 | 294 | 7.2 | 111-3 | 523 | 12.8 | - | - | - | - | - |
| Barnes, Ed | 7 | 3*-8* | .375* | - | - | 1*-4* | .250* | 10* | 1.4* | 5-0* | 7 | 1.0* | 3* | 3* | 2* | 0* | 23* |
| Bates, Clayton | 53-0 | 18-51 | .353 | 14-41 | .341 | 7-8 | .875 | 18 | 0.3 | 8-0 | 57 | 1.1 | 11 | 9 | 0 | 2 | 167 |
| Baxley, Tom | 72 | 341-848 | .402 | - | - | 218-289 | .754 | 170 | 2.4 | 200-2* | 900 | 12.5 | - | - | - | - | - |
| Beal, Bradley | 37-37 | 175-393 | .445 | 63-186 | .339 | 133-173 | .769 | 249 | 6.7 | 76-0 | 546 | 14.8 | 83 | 79 | 31 | 51 | 1267 |
| Bellamy, Jerry | 46-6 | 54-103 | .524 | - | - | 17-33 | .515 | 117 | 2.5 | 103-2 | 125 | 2.7 | 22 | 53 | 20 | 15 | 593 |
| Benefiel, Roger | 23 | 7-39 | .180 | - | - | 8-21 | .381 | 28 | 1.2 | 16-0 | 22 | 0.9 | - | - | - | - | - |
| Benton, Travis | 11-0 | 3-15 | .200 | - | - | 3-4 | .750 | 3 | 0.3 | 4-0 | 9 | 0.8 | 2 | 6 | 0 | 2 | 50 |
| Berry, Jack | 29-0 | 7-18 | .389 | 2-9 | .222 | 1-4 | .250 | 11 | 0.4 | 4-0 | 19 | 0.7 | 1 | 0 | 0 | 0 | 48 |
| Bert, Harold | 15 | 15-55 | .273 | - | - | 12-21 | .571 | 0 | 0.0 | 19-0 | 42 | 2.8 | - | - | - | - | - |
| Billings, Jerry | 10 | 2-16 | .125 | - | - | 5-8 | .625 | 18 | 1.8 | 8-0 | 9 | 0.9 | - | - | - | - | - |
| Boe, Dan | 71 | 156-344 | .453 | - | - | 152-240 | .633 | 485 | 6.8 | 226-19 | 464 | 6.5 | 74 | - | - | - | - |
| Boggan, Mario | 16-0 | 13-25 | .520 | 0-0 | - | 10-25 | .400 | 31 | 1.9 | 16-0 | 36 | 2.3 | 6 | 7 | 4 | 6 | 98 |
| Bonner, Al | 102 | 456*-889* | .513* | - | - | 193*-243* | .794* | 524* | 5.1* | 261-14* | 1105 | 10.8* | 118* | 90* | 2* | 15* | 2210* |
| Bonner, Matt | 131-81 | 580-1154 | .503 | 165-418 | .395 | 245-334 | .734 | 778 | 5.9 | 260-3 | 1570 | 12.0 | 158 | 176 | 64 | 94 | 3284 |
| Boone, Don | 6 | 0-5 | .000 | - | - | 1-2 | .500 | 2 | 0.3 | 3-0 | 1 | 0.2 | - | - | - | - | - |
| Bostic, Don | 74 | 108*-231* | .468* | - | - | 142*-183* | .776* | 107* | 1.5* | 188-12* | 358 | 4.8* | 94* | 88* | 1* | 15* | 1150* |
| Brendler, Chuck | 23 | 44-108 | .407 | - | - | 41-56 | .732 | 116 | 5.0 | 26-0 | 129 | 5.6 | - | - | - | - | - |
| Brewer, Corey | 108-106 | 426-889 | .479 | 99-278 | .356 | 272-384 | .708 | 469 | 4.3 | 242-6 | 1225 | 11.3 | 300 | 250 | 44 | 176 | 2949 |
| Brewster, Larry | 91-40* | 247*-467* | .529* | - | - | 180*-244* | .738* | 330* | 3.6* | 198-8* | 674 | 7.4* | 39* | 116* | 35* | 19* | 1332* |
| Brodus, Neil | 7-2 | 20-36 | .556 | - | - | 7-13 | .538 | 20 | 2.9 | 7-0 | 47 | 6.7 | 1 | 6 | 2 | 1 | 114 |
| Brown, Craig | 122-104 | 497-1136 | .438 | 186-455 | .409 | 239-312 | .766 | 452 | 3.7 | 244-1 | 1419 | 11.6 | 305 | 243 | 23 | 158 | 3175 |
| Brown, Doug | 31-0* | 65-158 | .411 | - | - | 25-63 | .397 | 180 | 5.8 | 106-3 | 155 | 5.0 | 38 | 2 | - | - | - |
| Bryant, Aaron | 2-0 | 0-1 | .000 | - | - | 0-0 | - | 0 | 0.0 | 2-0 | 0 | 0.0 | 0 | 1 | 0 | 0 | 6 |
| Calathes, Nick | 72-71 | 380-836 | .455 | 131-345 | .380 | 279-390 | .715 | 379 | 5.3 | 145-0 | 1170 | 16.6 | 452 | 223 | 9 | 126 | 2374 |
| Caldwell, Norm | 54 | 252-557 | .452 | - | - | 174-205 | .849 | 164 | 3.0 | 128-5 | 666 | 12.3 | 20 | 81* | - | 59 | 472* |
| Capers, Chris | 79-27 | 184-338 | .544 | 0-0 | - | 63-90 | .700 | 317 | 4.0 | 168-6 | 431 | 5.5 | 57 | 62 | 55 | 54 | 1503 |
| Capko, Chris | 10-0 | 0-1 | .000 | 0-1 | .000 | 1-3 | .333 | 4 | 0.4 | 2-0 | 1 | 0.1 | 4 | 2 | 0 | 0 | 17 |
| Carlton, Jermaine | 26-0 | 49-106 | .462 | 0-0 | - | 25-39 | .641 | 52 | 2.0 | 44-0 | 123 | 4.7 | 6 | 21 | 15 | 8 | 267 |
| Carter, B.J. | 39-15 | 55-98 | .561 | 17-32 | .531 | 28-42 | .667 | 34 | 0.9 | 45-0 | 155 | 4.0 | 73 | 54 | 0 | 35 | 593 |
| Casares, Rick | 40 | 212-578 | .367 | - | - | 184-307 | .599 | 457 | 11.4 | 107-5 | 635 | 15.9 | - | - | - | - | - |
| Castineyra, Rollie | 26-0 | 17-38 | .447 | 4-10 | .400 | 6-11 | .545 | 11 | 0.4 | 4-0 | 44 | 1.7 | 5 | 6 | 1 | 0 | 76 |
| Ceravolo, Darryl | 11 | 7-18 | .389 | - | - | 1-4 | .250 | 2 | 0.2 | 12-0 | 15 | 1.4 | 12 | - | - | - | - |
| Cesare, Malcolm | 77-77* | 400*-788* | .508* | - | - | 184*-260* | .708* | 477* | 6.2* | 269-21* | 984 | 12.8* | 177* | 179* | 57* | 59* | 2391* |
| Chaney, Allan | 32-2 | 28-61 | .459 | 1-5 | .200 | 12-19 | .632 | 49 | 2.1 | 34-1 | 69 | 4.0 | 10 | 19 | 4 | 12 | 226 |
| Chatman, Livingston | 101-85 | 508-1057 | .481 | 0-11 | .000 | 325-521 | .624 | 630 | 6.2 | 271-4 | 1341 | 13.3 | 237 | 285 | 44 | 87 | 3109 |
| Clark, Ed | 9 | 2-12 | .167 | - | - | 11-13 | .846 | 10 | 1.1 | 6-0 | 15 | 1.7 | - | - | - | - | - |
| Clarson, Ric | 100-46* | 252*-597* | .422* | - | - | 156*-208* | .750* | 204* | 2.0* | 231-10* | 662 | 6.6* | 176* | 216* | 9* | 54* | 1959* |
| Close, Don | 29 | 31-68 | .456 | - | - | 19-21 | .905 | 67 | 2.3 | 23-0 | 81 | 2.8 | 9 | 19* | - | 3 | 126* |
| Cody, Neil | 31 | 12-48 | .250 | - | - | 16-26 | .615 | 32 | 1.0 | 36-1 | 42 | 1.4 | - | - | - | - | - |
| Coe, Harry | 6 | 1-4 | .250 | - | - | 4-4 | 1.000 | 4 | 0.7 | 4-0 | 6 | 1.0 | - | - | - | - | - |
| Colas, Bonell | 110-17 | 171-330 | .518 | 0-0 | .000 | 108-150 | .720 | 282 | 2.6 | 190-3 | 450 | 4.1 | 61 | 113 | 45 | 42 | 1357 |
| Copeland, Teddy | 49 | 134-419 | .320 | - | - | 102-161 | .634 | 329 | 6.7 | 138-6 | 370 | 7.6 | - | - | - | - | - |
| Cornell, Henry | 23 | 56-193 | .290 | - | - | 65-105 | .619 | - | - | 57 | 177 | 7.7 | - | - | - | - | - |
| Corso, John | 16-0 | 16-33 | .485 | - | - | 3-14 | .214 | 23 | 1.4 | 19-0 | 35 | 2.2 | 5 | 11 | 1 | 8 | 131 |
| Cotton, Jimmy | 58-25 | 116-247 | .470 | - | - | 44-70 | .629 | 75 | 1.3 | 96-2 | 268 | 4.8 | 60 | 81 | 4 | 15 | 906 |
| Cox, Clifford | 48 | 84-231 | .364 | - | - | 46-64 | .719 | 160 | 3.3 | 68-2 | 214 | 5.2 | 31 | - | - | - | - |
| Coy, John | 19-4* | 0*-3* | .000* | - | - | 5*-7* | .714* | 4* | 0.2* | 14-0* | 5 | 0.3* | 10* | 8* | 0* | 2* | 66* |
| Crafton, Reed | 18-0 | 5-15 | .333 | 1-3 | .333 | 4-4 | 1.000 | 6 | 0.4 | 3-0 | 15 | 0.8 | 7 | 5 | 0 | 3 | 40 |
| Cristell, Greg | 35-2 | 47-85 | .553 | 0-0 | - | 16-36 | .444 | 89 | 2.5 | 57-1 | 110 | 3.1 | 4 | 26 | 14 | 9 | 379 |
| Cross, Dan | 128-99 | 454-1005 | .452 | 132-323 | .409 | 411-525 | .783 | 375 | 2.9 | 278-1 | 1451 | 11.3 | 367 | 255 | 17 | 198 | 3466 |
| Cunkle, Curt | 61 | 206-579 | .356 | - | - | 192-296 | .649 | 493 | 8.1 | 170-11 | 604 | 9.9 | - | - | - | - | - |
| Currington, Jon | 28-1 | 38-85 | .447 | - | - | 7-14 | .500 | 72 | 2.6 | 55-0 | 83 | 3.0 | 6 | 15 | 15 | 3 | 385 |
| Davis, Adriel | 6-0 | 2-5 | .400 | 0-0 | - | 0-2 | .000 | 4 | 0.7 | 1-0 | 4 | 0.7 | 1 | 3 | 3 | 0 | 11 |
| Davis, Bob | 2 | 0-3 | .000 | - | - | 0-0 | - | 3 | 1.5 | 0-0 | 0 | 0.0 | - | - | - | - | - |
| Davis, Dwayne | 124-79 | 572-892 | .641 | 0-2 | .000 | 282-497 | .567 | 921 | 7.4 | 330-11 | 1426 | 11.5 | 103 | 217 | 160 | 178 | 3432 |
| Davis, Tony | 1-0 | 0-1 | .000 | 0-0 | - | 0-0 | - | 0 | 0.0 | 0-0 | 0 | 0.0 | 0 | 1 | 0 | 0 | 2 |
| DeClercq, Andrew | 128-128 | 502-946 | .531 | 6-18 | .333 | 299-451 | .663 | 958 | 7.5 | 408-19 | 1309 | 10.2 | 137 | 303 | 176 | 147 | 3503 |
| Delancy, Vernon | 102-97 | 509-1010 | .504 | - | - | 273-372 | .734 | 373 | 3.7 | 316-17 | 1291 | 12.7 | 427 | 338 | 36 | 156 | 3322 |
| Dickens, Hayes | 19-0 | 14-35 | .400 | - | - | 3-6 | .500 | 12 | 0.7 | 7-0 | 31 | 1.8 | 7 | 2 | 2 | 1 | 122 |
| Dickey, Doug | 4 | 1-8 | .125 | - | - | 1-1 | 1.000 | 7 | 1.8 | 5-0 | 3 | 0.4 | - | - | - | - | - |
| Doss, Lew | 31 | 122-382 | .319 | - | - | 103-172 | .599 | 335 | 10.8 | 102-4 | 347 | 11.2 | - | - | - | - | - |
| Drejer, Christian | 38-20 | 92-202 | .455 | 28-74 | .378 | 56-73 | .767 | 124 | 3.3 | 82-1 | 268 | 7.1 | 123 | 64 | 6 | 28 | 867 |
| Dryden, Frank | 1 | 0-2 | .000 | - | - | 0-2 | .000 | 3 | 3.0 | 2-0 | 0 | 0.0 | - | - | - | - | - |
| Dupay, Teddy | 92-63 | 277-692 | .400 | 188-496 | .379 | 238-296 | .804 | 162 | 1.8 | 156-2 | 980 | 10.8 | 253 | 157 | 3 | 116 | 2261 |
| Duva, Tony | 22 | 15-38 | .395 | - | - | 13-21 | .619 | 12 | 0.6 | 20-0 | 43 | 2.0 | 21 | - | - | - | - |
| Dyrkolbotn, Svein | 102-1 | 62-129 | .480 | 0-0 | - | 43-68 | .632 | 165 | 1.6 | 134-0 | 167 | 1.6 | 20 | 58 | 14 | 21 | 829 |
| Edelson, Stephen | 1-0 | 0-0 | - | 0-0 | - | 0-0 | - | 0 | 0.0 | 0-0 | 0 | 0.0 | 0 | 0 | 0 | 0 | 2 |

UF CAREER STATISTICS

| | G-GS | FG-FGA | FG% | 3PT-ATT | 3PT% | FT-FTA | FT% | REB | AVG | PF-DQ | TP | AVG | A | TO | BS | ST | MIN |
|-------------------|---------|-----------|-------|---------|------|-----------|-------|------|------|--------|------|-------|------|------|-----|-----|-------|
| Edwards, Terry | 11-0 | 1-1 | 1.000 | 0-0 | - | 7-9 | .778 | 2 | 0.2 | 6-0 | 9 | 0.8 | 0 | 2 | 0 | 0 | 20 |
| Eggleston, John | 6 | 3-15 | .200 | - | - | 9-12 | .750 | 13 | 2.1 | 12-0 | 15 | 2.5 | - | - | - | - | - |
| Emrick, Bob | 91 | 512-1324 | .387 | - | - | 514-673 | .764 | 869 | 9.6 | 258-6* | 1535 | 16.9 | - | - | - | - | - |
| Etheridge, Frank | 23 | 88-223 | .395 | - | - | 73-97 | .753 | 144 | 6.2 | 54-2 | 249 | 10.8 | - | - | - | - | - |
| Farley, Gil | 13 | 8-22 | .318 | - | - | 8-23 | .348 | 20 | 1.5 | 14-0 | 24 | 1.8 | - | - | - | - | - |
| Feazel, Kurt | 38 | 24-56 | .429 | - | - | 22-30 | .733 | 18 | 0.5 | 15-0 | 68 | 1.8 | 3 | - | - | - | - |
| Findley, Darryl | 1-0 | 0-0 | - | 0-0 | - | 0-0 | - | 0 | 0.0 | 0-0 | 0 | 0.0 | 2 | 0 | 0 | 0 | 4 |
| Findley, Earl | 52 | 262-639 | .410 | - | - | 64-109 | .587 | 414 | 8.0 | 155-5 | 588 | 11.3 | 43 | - | - | - | - |
| Fletcher, Tim | 66 | 111-270 | .411 | - | - | 74-104 | .712 | 95 | 1.4 | 160-2 | 294 | 4.5 | 138 | 48* | - | 18 | 178* |
| Fotiou, Nick | 20 | 27-74 | .365 | - | - | 5-14 | .357 | 49 | 2.5 | 24-0 | 59 | 3.0 | 14 | - | - | - | - |
| Fox, Newell | 15 | 8-20 | .400 | - | - | 4-8 | .500 | 7 | 0.5 | 5-0 | 20 | 1.3 | - | - | - | - | - |
| Fricke, Hudson | 15-0 | 0-2 | .000 | 0-1 | .000 | 4-4 | 1.000 | 2 | 0.2 | 2-0 | 4 | 0.2 | 2 | 1 | 0 | 0 | - |
| Friedman, Stan | 14 | 24-82 | .293 | - | - | 19-32 | .594 | 47 | 3.4 | 28-2 | 67 | 4.8 | - | - | - | - | - |
| Fritz, Chuck | 49-7* | 48*-121* | .397* | - | - | 25*-44* | .568 | 47* | 1.0* | 52-0* | 121 | 2.5* | 44* | 41* | 0* | 25* | 553* |
| Gangi, Larry | 4 | 1-7 | .143 | - | - | 0-1 | .000 | 7 | 1.8 | 3-0 | 2 | 0.5 | - | - | - | - | - |
| Garcia, Renaldo | 88-79 | 275-650 | .423 | 82-268 | .306 | 200-287 | .697 | 174 | 1.9 | 243-15 | 832 | 9.5 | 228 | 222 | 11 | 71 | 2500 |
| Giombetti, Mark | 82-48 | 317-665 | .477 | - | - | 64-91 | .703 | 198 | 2.4 | 136-1 | 689 | 8.5 | 146 | 108 | 5 | 69 | 2396 |
| Glasper, Richard | 50-50* | 262*-513* | .511* | - | - | 107*-168* | .637 | 128* | 2.6* | 164-7* | 632 | 12.6* | 215* | 154* | 6* | 81* | 1668* |
| Graham, Dennis | 11-0 | 2-6 | .333 | - | - | 2-2 | 1.000 | 2 | 0.2 | 7-0 | 6 | 0.6 | 6 | 5 | 0 | 2 | 36 |
| Grandholm, Jim | 26-7 | 29-71 | .408 | - | - | 36-51 | .706 | 79 | 3.0 | 52-1 | 204 | 6.9 | 16 | 25 | 7 | 10 | 375 |
| Green, Taurean | 111-79 | 317-791 | .401 | 186-478 | .389 | 350-409 | .856 | 238 | 2.1 | 174-0 | 1170 | 10.5 | 400 | 282 | 7 | 124 | 3201 |
| Greene, Oriem | 62-32 | 98-244 | .402 | 33-118 | .280 | 35-50 | .700 | 160 | 2.6 | 155-4 | 264 | 4.3 | 174 | 101 | 19 | 99 | 1326 |
| Greiner, Augie | 50 | 107-308 | .347 | - | - | 92-134 | .687 | 89 | 1.8 | 80-1* | 306 | 6.1 | - | - | - | - | - |
| Gresham, Darryl | 29-24 | 147-328 | .448 | - | - | 52-64 | .813 | 83 | 2.9 | 85-6 | 346 | 11.9 | 53 | 54 | 9 | 41 | 860 |
| Griffin, Charles | 34-11 | 80-173 | .462 | - | - | 33-46 | .717 | 69 | 2.0 | 70-1 | 193 | 5.7 | 29 | 48 | 1 | 13 | 648 |
| Griffiths, John | 69-0 | 17-35 | .486 | 0-0 | - | 14-21 | .667 | 64 | 0.9 | 59-0 | 48 | 0.7 | 4 | 13 | 25 | 4 | 351 |
| Grimsley, Hosie | 115-70 | 246-548 | .449 | 17-66 | .258 | 114-202 | .564 | 302 | 2.6 | 186-1 | 623 | 5.4 | 230 | 195 | 18 | 122 | 2666 |
| Gurley, Bill | 1-0 | 0-1 | .000 | 0-0 | - | 0-0 | - | 0 | 0.0 | 0-0 | 0 | 0.0 | 0 | 0 | 0 | 0 | 1 |
| Haimovitch, Seth | 18-0 | 2-6 | .333 | 2-6 | .333 | 0-0 | - | 0 | 0.0 | 1-0 | 6 | 0.3 | 2 | 1 | 0 | 1 | 31 |
| Halton, LaDarius | 91-17 | 126-329 | .383 | 54-170 | .318 | 73-103 | .709 | 127 | 1.4 | 112-0 | 379 | 4.2 | 90 | 94 | 11 | 60 | 1223 |
| Hamilton, Harry | 22 | 158-425 | .372 | - | - | 49-75 | .653 | 128 | 5.8 | 60-1 | 365 | 16.6 | - | - | - | - | - |
| Hamilton, Justin | 113-81 | 299-611 | .489 | 78-236 | .331 | 102-138 | .739 | 294 | 2.6 | 203-0 | 778 | 6.9 | 309 | 149 | 33 | 164 | 2827 |
| Hammack, Mal | 4 | 1-3 | .333 | - | - | 1-2 | .500 | 2 | 0.5 | 2-0 | 3 | 0.8 | - | - | - | - | - |
| Hampton, Theo | 6 | 1-9 | .111 | - | - | 1-3 | .333 | 12 | 2.0 | 5-0 | 3 | 0.5 | - | - | - | - | - |
| Hannah, Reggie | 76-67 | 405-742 | .546 | - | - | 304-444 | .685 | 675 | 8.9 | 257-14 | 1114 | 14.7 | 48 | 228 | 67 | 62 | 2434 |
| Harden, Rob | 27-23 | 99-224 | .442 | - | - | 56-67 | .836 | 43 | 1.6 | 65-0 | 254 | 9.4 | 77 | 67 | 0 | 38 | 812 |
| Harris, Wade | 22-0 | 7-18 | .389 | - | - | 16-18 | .889 | 6 | 0.3 | 13-0 | 30 | 1.4 | 5 | 15 | 0 | 8 | 136 |
| Harvey, Donnell | 37-9 | 144-284 | .507 | 0-1 | .000 | 86-141 | .610 | 258 | 7.0 | 101-3 | 374 | 10.1 | 37 | 60 | 31 | 27 | 746 |
| Haskins, Harold | 22 | 43-168 | .256 | - | - | 38-50 | .760 | 55 | 2.5 | 50-2 | 124 | 5.6 | - | - | - | - | - |
| Haslem, Udonis | 130-125 | 633-1084 | .584 | 0-3 | .000 | 515-773 | .666 | 831 | 6.4 | 409-12 | 1781 | 13.7 | 139 | 304 | 120 | 107 | 3236 |
| Henderson, Brooks | 66 | 332-733 | .453 | - | - | 337-406 | .830 | 365 | 5.5 | 221-8* | 1001 | 15.2 | - | - | - | - | - |
| Henderson, Jerry | 66 | 207-537 | .385 | - | - | 134-186 | .720 | 446 | 6.8 | 151-3* | 546 | 8.3 | - | - | - | - | - |
| Highley, Mont | 44 | 130-251 | .518 | - | - | 112-171 | .655 | 334 | 7.6 | 105-0* | 372 | 8.5 | - | - | - | - | - |
| Highley, Skip | 76 | 226-548 | .412 | - | - | 123-186 | .661 | 219 | 2.9 | 139-1* | 575 | 7.6 | - | - | - | - | - |
| Hill, Darnette | 110-94 | 522-1033 | .505 | 21-69 | .304 | 311-465 | .669 | 580 | 5.3 | 266-7 | 1376 | 12.5 | 79 | 246 | 37 | 73 | 2771 |
| Hitchins, George | 40 | 106-372 | .285 | - | - | 50-74 | .676 | 211 | 5.3 | 80-2 | 262 | 6.6 | - | - | - | - | - |
| Hoban, Dick | 57 | 238-672 | .354 | - | - | 176-281 | .626 | 460 | 8.1 | 191-11 | 647 | 11.4 | - | - | - | - | - |
| Hobbs, Joe | 68 | 545-1293 | .422 | - | - | 241-286 | .843 | 270 | 4.0 | 203-6* | 1331 | 19.6 | - | - | - | - | - |
| Hodge, Watler | 151-83 | 387-824 | .468 | 176-448 | .393 | 124-172 | .721 | 218 | 1.4 | 380-3 | 1074 | 7.1 | 293 | 184 | 5 | 153 | 3587 |
| Hodges, Henry | 21 | 9-29 | .310 | - | - | 13-22 | .591 | 25 | 1.2 | 8-0 | 31 | 1.5 | - | - | - | - | - |
| Hoffman, Bob | 65 | 126-251 | .502 | - | - | 64-92 | .696 | 265 | 4.1 | 108-1* | 316 | 4.9 | - | - | - | - | - |
| Hoffman, Jay | 1 | 0-1 | .000 | - | - | 0-0 | - | 1 | 1.0 | 0-0 | 0 | 0.0 | - | - | - | - | - |
| Hogan, Brian | 122-17 | 143-384 | .372 | 120-315 | .381 | 83-104 | .798 | 132 | 1.1 | 146-2 | 489 | 4.0 | 85 | 125 | 1 | 67 | 1520 |
| Hoover, Jerry | 75 | 274-561 | .488 | - | - | 141-241 | .585 | 205 | 2.7 | 152-3 | 689 | 9.2 | 305 | - | - | - | - |
| Horford, Al | 109-100 | 424-724 | .586 | 0-4 | .000 | 275-441 | .624 | 864 | 7.9 | 270-4 | 1123 | 10.3 | 187 | 174 | 189 | 94 | 2768 |
| Horton, Jamaal | 13-2 | 24-61 | .393 | 19-47 | .404 | 7-16 | .438 | 15 | 1.2 | 15-1 | 74 | 5.7 | 12 | 16 | 0 | 13 | 163 |
| Houston, Scooter | 12 | 4-21 | .190 | - | - | 2-6 | .333 | 7 | 0.6 | 10-0 | 10 | 0.8 | 5 | - | - | - | - |
| Huertas, David | 35-1 | 31-82 | .378 | 12-36 | .333 | 13-17 | .765 | 51 | 1.5 | 28-0 | 87 | 2.5 | 23 | 15 | 1 | 6 | 323 |
| Humphrey, Lee | 136-88 | 372-807 | .461 | 288-649 | .444 | 46-73 | .630 | 184 | 1.4 | 149-1 | 1080 | 7.9 | 176 | 131 | 0 | 73 | 3367 |
| Ingram, Cornelius | 19-0 | 10-23 | .435 | 3-11 | .273 | 3-7 | .429 | 10 | 0.5 | 15-0 | 26 | 1.4 | 9 | 9 | 0 | 3 | 108 |
| Jackson, George | 21-5 | 53-103 | .515 | - | - | 11-25 | .440 | 37 | 1.8 | 38-0 | 117 | 5.6 | 22 | 38 | 1 | 17 | 337 |
| Jackson, Willie | 21-5 | 22-63 | .349 | 5-18 | .278 | 11-20 | .550 | 45 | 2.1 | 34-1 | 60 | 2.9 | 20 | 31 | 1 | 21 | 333 |
| Jaycox, Ted | 37 | 47-159 | .296 | - | - | 40-59 | .678 | 21 | 1.1 | 49-0 | 124 | 3.4 | - | - | - | - | - |
| Jenkins, Wyndell | 22-0 | 11-25 | .440 | 1-3 | .333 | 12-15 | .800 | 8 | 0.4 | 10-0 | 35 | 1.6 | 9 | 11 | 2 | 6 | 108 |
| Johnston, Edgar | 17 | 14-40 | .350 | - | - | 13-23 | .565 | 1 | 1.0 | 17-0 | 41 | 2.4 | - | - | - | - | - |
| Jones, Melvin | 35-5 | 75-138 | .543 | 0-0 | - | 37-58 | .638 | 121 | 3.5 | 30-0 | 187 | 5.3 | 18 | 20 | 4 | 20 | 467 |
| Kadij, Kenny | 42-1 | 65-136 | .445 | 0-1 | .000 | 26-51 | .510 | 99 | 2.3 | 56-0 | 156 | 3.7 | 4 | 33 | 27 | 7 | - |
| Keller, Gary | 76 | 416-877 | .474 | - | - | 272-452 | .602 | 855 | 11.3 | 239-2* | 1104 | 14.5 | - | - | - | - | - |
| Kelley, Hal | 12 | 12-23 | .522 | - | - | 3-4 | .750 | 10 | 0.8 | 14-0 | 27 | 2.3 | 3 | - | - | - | - |
| Kelly, Jeff | 2-0 | 0-2 | .000 | - | - | 2-2 | 1.000 | 2 | 1.0 | 1-0 | 2 | 1.0 | 0 | 0 | 0 | 0 | 5 |
| Kerr, Mike | 34-5 | 47-89 | .528 | 0-5 | .000 | 12-43 | .279 | 89 | 2.6 | 53-1 | 106 | 3.1 | 2 | 21 | 9 | 10 | 358 |
| King, Dave | 4-0 | 5-10 | .500 | - | - | 0-2 | .000 | 4 | 1.0 | 5-0 | 10 | 2.5 | 0 | 1 | 0 | 1 | 24 |
| King, Ronnie | 36-1 | 17-35 | .486 | 0-4 | .000 | 17-27 | .630 | 30 | 0.8 | 17-0 | 51 | 1.4 | 5 | 7 | 1 | 8 | 162 |
| Kinney, Erron | 6-0 | 6-8 | .750 | 0-0 | - | 3-4 | .750 | 8 | 1.3 | 4-0 | 15 | 2.5 | 2 | 3 | 1 | 3 | 34 |
| Kliwer, David | 12-0 | 2-7 | .286 | 0-2 | - | 0-0 | - | 5 | 0.4 | 2-0 | 4 | 0.3 | 5 | 0 | 0 | 1 | 39 |
| Koss, Bill | 48 | 54-126 | .429 | - | - | 25-47 | .532 | 112 | 2.3 | 60-1* | 133 | 2.8 | - | - | - | - | - |
| Kuisma, Martti | 113-16 | 187-460 | .407 | 76-221 | .344 | 58-94 | .617 | 244 | 2.2 | 207-6 | 508 | 4.5 | 43 | 110 | 19 | 32 | 1619 |
| Lalich, Todd | 7 | 17-55 | .309 | - | - | 11-18 | .611 | 29 | 4.1 | 17-0 | 45 | 6.4 | 14 | - | - | - | - |
| Lawrence, Joe | 126-88 | 449-951 | .472 | 64-127 | .504 | 109-138 | .790 | 326 | 2.6 | 183-0 | 911 | 7.2 | 236 | 100 | 3 | 53 | 3010 |
| Lawrence, Pat | 126-44 | 217-483 | .449 | 55-126 | .437 | 74-95 | .779 | 313 | 2.5 | 145-1 | 563 | 4.5 | 146 | 93 | 6 | 70 | 1985 |

UF CAREER STATISTICS

| | G-GS | FG-FGA | FG% | 3PT-ATT | 3PT% | FT-FTA | FT% | REB | AVG | PF-DQ | TP | AVG | A | TO | BS | ST | MIN |
|--------------------|---------|----------|-------|---------|------|---------|-------|------|------|---------|-------|------|-----|------|-----|-----|-------|
| Leach, Bill | 24 | 20-67 | .299 | - | - | 17-29 | .586 | 65 | 2.7 | 28-3 | 57 | 2.4 | - | - | - | - | - |
| Leath, Randall | 111-38 | 190-326 | .583 | - | - | 103-165 | .624 | 351 | 3.2 | 246-11 | 483 | 4.4 | 39 | 82 | 43 | 24 | 1716 |
| Leatherwood, Mike | 52 | 106-276 | .384 | - | - | 58-87 | .667 | 113 | 2.2 | 88-3 | 458 | 8.8 | 218 | - | - | - | - |
| Lederman, Mike | 100 | 400-815 | .491 | - | - | 141-173 | .815 | 170 | 1.7 | 230-11 | 941 | 9.4 | 250 | 202* | * | 60* | 1577* |
| Lee, Antrone | 26-0 | 4-17 | .235 | 2-11 | .182 | 0-0 | - | 13 | 0.5 | 17-0 | 10 | 0.4 | 8 | 6 | 5 | 8 | 131 |
| Lee, David | 127-95 | 543-935 | .581 | 0-6 | .000 | 350-514 | .681 | 869 | 6.8 | 281-5 | 1,436 | 11.3 | 251 | 263 | 109 | 113 | 3,171 |
| Lee, James | 13-0 | 2-12 | .167 | 1-4 | .250 | 3-9 | .333 | 6 | 0.5 | 2-0 | 8 | 0.6 | 1 | 1 | 2 | 3 | 42 |
| Leon, Francisco | 22-2 | 19-43 | .412 | - | - | 10-11 | .909 | 61 | 2.8 | 43-2 | 48 | 2.2 | 13 | 13 | 2 | 2 | 230 |
| Lett, Clifford | 130-37 | 257-529 | .486 | 53-150 | .353 | 200-300 | .667 | 200 | 1.5 | 201-3 | 767 | 5.9 | 227 | 150 | 9 | 103 | 2,418 |
| Lindsay, Bob | 35 | 37-84 | .440 | - | - | 29-40 | .725 | 49 | 1.4 | 39-0 | 103 | 2.9 | 30 | 34* | * | 1* | 267* |
| Lukco, Ed | 68 | 173-394 | .439 | - | - | 71-98 | .724 | 189 | 2.8 | 123-5 | 417 | 6.1 | 69 | - | - | - | - |
| Luyk, Cliff | 66 | 364-848 | .429 | - | - | 271-417 | .650 | 806 | 12.2 | 214-14 | 994 | 15.1 | - | - | - | - | - |
| Lyons, Nino | 5-0 | 3-3 | 1.000 | - | - | 2-3 | .667 | 0 | 0.0 | 2-0 | 8 | 1.6 | 2 | 3 | 0 | 1 | 15 |
| Macklin, Vernon | 71-69 | 347-579 | .600 | 0-0 | - | 93-182 | .520 | 387 | 5.5 | 145-1 | 787 | 11.1 | 56 | 109 | 55 | 33 | 1764 |
| Maddox, Damen | 87-46 | 147-269 | .546 | 0-0 | - | 63-149 | .423 | 287 | 3.3 | 192-8 | 357 | 4.1 | 17 | 99 | 72 | 20 | 1056 |
| Mahoney, Ed | 26 | 27-86 | .314 | - | - | 33-54 | .611 | 42 | 1.6 | 26* | 87 | 3.3 | - | - | - | - | - |
| Manee, Harry | 4 | 2-11 | .181 | - | - | 2-7 | .286 | 4 | 1.0 | 3-0 | 6 | 1.5 | - | - | - | - | - |
| Markham, Tim | 2-0 | 1-1 | 1.000 | - | - | 0-0 | - | 1 | 0.5 | 1-0 | 2 | 1.0 | 0 | 0 | 0 | 0 | 5 |
| Matthews, Tony | 19-6 | 12-20 | .600 | - | - | 13-18 | .722 | 13 | 0.7 | 24-1 | 37 | 2.2 | 26 | 28 | 1 | 9 | 182 |
| Maxwell, Vernon# | 63-47 | 425-932 | .456 | - | - | 196-282 | .695 | 219 | 3.5 | 148-2 | 1046 | 16.6 | 121 | 138 | 15 | 76 | 1894 |
| McClanahan, Kyle | 33-0 | 5-11 | .455 | 1-4 | .250 | 7-12 | .583 | 11 | 0.3 | 7-0 | 18 | 0.5 | 4 | 7 | 1 | 4 | 117 |
| McClary, Kenny | 102-52 | 162-339 | .478 | 0-0 | - | 60-130 | .462 | 360 | 3.5 | 256-15 | 384 | 3.7 | 70 | 102 | 43 | 53 | 1577 |
| McCraney, Ken | 55-1 | 47-93 | .505 | - | - | 31-51 | .608 | 50 | 0.9 | 76-0 | 118 | 2.2 | 16 | 45 | 2 | 12 | 396 |
| McDaniel, Maurice | 26-19 | 95-199 | .477 | - | - | 48-63 | .762 | 123 | 4.7 | 76-4 | 204 | 10.7 | 17 | 44 | 24 | 20 | 645 |
| McDowell, Eugene | 117-116 | 642-1075 | .597 | - | - | 281-506 | .555 | 1063 | 9.1 | 260-7 | 1565 | 13.4 | 225 | 242 | 148 | 85 | 4100 |
| McElroy, Gary | 76 | 232-582 | .399 | - | - | 125-197 | .635 | 441 | 5.8 | 270-21* | 589 | 7.8 | 32 | - | - | - | - |
| McFarland, Mike | 31-2 | 15-49 | .306 | 9-33 | .273 | 4-6 | .667 | 23 | 0.7 | 17-0 | 43 | 1.4 | 15 | 19 | 0 | 7 | 208 |
| McGinnis, Mike | 30 | 60-141 | .426 | - | - | 26-35 | .743 | 87 | 2.9 | 39-0 | 146 | 4.9 | 39 | - | - | - | - |
| McKinnon, Kelly | 30-1 | 23-68 | .338 | 8-24 | .333 | 13-16 | .813 | 14 | 0.5 | 23-0 | 67 | 2.2 | 11 | 17 | 0 | 1 | 207 |
| Meeks, Malcolm | 8-0 | 6-17 | .353 | - | - | 0-1 | .000 | 6 | 0.8 | 5-0 | 12 | 1.5 | 0 | 5 | - | - | - |
| Meigs, Joe | 13 | 4-10 | .400 | - | - | 2-6 | .333 | 12 | 0.9 | 10-0 | 10 | 0.8 | - | - | - | - | - |
| Merchant, Lou | 67 | 333-833 | .400 | - | - | 112-150 | .747 | 210 | 3.1 | 124-3 | 779 | 11.6 | - | - | - | - | - |
| Metzger, Joe | 31 | 48-110 | .436 | - | - | 23-39 | .590 | 104 | 3.4 | 45-1 | 119 | 2.9 | - | - | - | - | - |
| Meyers, Vachon | 23 | 21-75 | .280 | - | - | 9-15 | .600 | 6 | 3.0 | 22-0 | 51 | 2.2 | - | - | - | - | - |
| Mickens, Tony | 53-9 | 43-142 | .303 | 12-45 | .267 | 17-35 | .486 | 93 | 1.8 | 44-0 | 115 | 2.2 | 45 | 33 | 4 | 21 | 477 |
| Miller, Dave | 75 | 332-843 | .394 | - | - | 149-221 | .674 | 363 | 4.8 | 209-9* | 813 | 10.8 | 52 | - | - | - | - |
| Miller, Jeff | 39 | 66-188 | .351 | - | - | 19-35 | .543 | 91 | 2.3 | 43-1 | 151 | 3.9 | 56 | - | - | - | - |
| Miller, Julian | 22 | 111-337 | .329 | - | - | 94-124 | .758 | - | - | 54 | 316 | 14.4 | - | - | - | - | - |
| Miller, Mike | 65-56 | 290-601 | .483 | 78-226 | .345 | 204-284 | .718 | 389 | 6.0 | 112-1 | 862 | 13.3 | 149 | 140 | 22 | 81 | 1735 |
| Miller, Tony | 71 | 531-1212 | .438 | - | - | 320-426 | .751 | 230 | 3.2 | 197-4 | 1382 | 19.5 | 120 | 39* | - | - | - |
| Milligan, Mike | 56-47 | 188-435 | .432 | - | - | 91-149 | .611 | 233 | 4.2 | 186-11 | 465 | 8.3 | 143 | 188 | 18 | 76 | 1710 |
| Mitchell, Jonathan | 65-1 | 61-129 | .473 | 15-40 | .375 | 13-23 | .565 | 99 | 1.5 | 41-0 | 150 | 2.3 | 32 | 33 | 11 | 22 | 585 |
| Mitchell, Thomas | 4 | 2-3 | .667 | - | - | 0-0 | - | 0 | 0.0 | 0-0 | 4 | 1.0 | - | - | - | - | - |
| Montgomery, Ronnie | 130-56 | 164-394 | .416 | 20-56 | .357 | 152-201 | .756 | 293 | 2.3 | 157-1 | 500 | 3.8 | 503 | 198 | 19 | 138 | 2816 |
| Moody, Bill | 23 | 68-167 | .407 | - | - | 18-29 | .621 | 98 | 4.3 | 47-2 | 154 | 6.7 | 51 | 35* | - | - | - |
| Moore, Bruce | 11 | 1-8 | .125 | - | - | 4-8 | .500 | 3 | 0.3 | 7-0 | 6 | 0.5 | - | - | - | - | - |
| Moore, Jerry | 52 | 106-238 | .445 | - | - | 40-57 | .702 | 123 | 2.4 | 83-1 | 252 | 4.9 | 77 | 54* | - | 22 | 669* |
| Morrison, Carlos | 48 | 156-343 | .455 | - | - | 74-93 | .796 | 273 | 5.7 | 96-2 | 384 | 8.0 | - | - | - | - | - |
| Morten, Paul | 73 | 172-439 | .392 | - | - | 148-207 | .715 | 312 | 4.3 | 204* | 492 | 6.7 | - | - | - | - | - |
| Moses, Mike | 55-54 | 149-372 | .401 | - | - | 124-180 | .689 | 94 | 1.7 | 130-3 | 422 | 7.7 | 218 | 209 | 4 | 79 | 1751 |
| Mosny, Paul | 59 | 118-392 | .301 | - | - | 88-127 | .693 | 134 | 2.3 | 174-10 | 324 | 5.5 | - | - | - | - | - |
| Moss, Adrian | 123-24 | 179-360 | .497 | 8-33 | .242 | 96-153 | .627 | 348 | 2.8 | 253-9 | 462 | 3.7 | 58 | 100 | 53 | 35 | 1682 |
| Moten, Andrew | 125-124 | 711-1572 | .452 | 61-137 | .445 | 447-605 | .739 | 451 | 3.6 | 342-21 | 1930 | 15.4 | 411 | 273 | 6 | 165 | 3930 |
| Nelson, Brett | 129-77 | 477-1197 | .398 | 274-689 | .398 | 189-229 | .825 | 262 | 2.0 | 289-3 | 1417 | 11.0 | 195 | 153 | 36 | 198 | 3302 |
| Nichols, Bob | 7 | 1-9 | .111 | - | - | 6-8 | .750 | 5 | 0.7 | 6-0 | 8 | 1.1 | - | - | - | - | - |
| Nims, Bob | 63 | 173-612 | .283 | - | - | 145-206 | .704 | 287 | 4.6 | 183-8 | 491 | 7.8 | - | - | - | - | - |
| Nnaji, Obiora | 56-6 | 71-139 | .511 | 0-1 | .000 | 50-74 | .676 | 169 | 3.0 | 124-5 | 192 | 3.4 | 8 | 52 | 39 | 12 | 632 |
| Noah, Joakim | 108-78 | 408-667 | .612 | 1-2 | .500 | 310-453 | .684 | 678 | 6.3 | 217-6 | 1124 | 10.4 | 184 | 191 | 183 | 95 | 2279 |
| Nunez, Eddie | 13-0 | 0-3 | .000 | 0-1 | .000 | 2-4 | .500 | 11 | 0.8 | 8-0 | 2 | 0.2 | 6 | 3 | 1 | 4 | 51 |
| O'Connor, Patrick | 11-0 | 0-8 | .000 | 0-4 | .000 | 4-4 | 1.000 | 8 | 0.7 | 1-0 | 4 | 0.4 | 0 | 0 | 0 | 0 | 24 |
| Owens, Andy | 76 | 550-1152 | .477 | - | - | 345-426 | .810 | 629 | 8.3 | 251-12 | 1445 | 19.0 | 57 | - | - | - | - |
| Palmer, Nabe | 48-31 | 72-167 | .431 | - | - | 44-60 | .733 | 66 | 1.4 | 84-3 | 189 | 3.9 | 64 | 78 | 6 | 30 | 1016 |
| Parker, Major | 125-50 | 199-481 | .414 | 56-176 | .318 | 125-217 | .576 | 323 | 2.6 | 240-4 | 579 | 4.6 | 141 | 206 | 48 | 69 | 2178 |
| Parsons, Chandler | 142-81 | 527-1105 | .476 | 153-454 | .339 | 245-401 | .601 | 859 | 6.1 | 282-2 | 1452 | 10.2 | 339 | 234 | 42 | 129 | 3964 |
| Payne, Shane | 9-0 | 0-5 | .000 | 0-1 | .000 | 0-0 | - | 1 | 0.2 | 0-0 | 0 | 0.0 | 0 | 0 | 0 | 2 | 11 |
| Peek, Richard | 22 | 68-151 | .451 | - | - | 40-74 | .541 | 165 | 7.5 | 46* | 176 | 8.0 | - | - | - | - | - |
| Pennington, Jeff | 10-0 | 9-25 | .360 | - | - | 18-22 | .818 | 10 | 1.0 | 9-0 | 94 | 3.6 | 2 | 6 | 0 | 4 | 75 |
| Perry, Marty | 22-0 | 8-24 | .333 | - | - | 5-8 | .625 | 7 | 0.3 | 20-0 | 21 | 1.0 | 20 | 21 | 0 | 9 | 148 |
| Peterson, Robert | 1 | 1-3 | .333 | - | - | 0-0 | .000 | 1 | 1.0 | 1-0 | 2 | 2.0 | - | - | - | - | - |
| Pike, Charlie | 56 | 190-567 | .335 | - | - | 146-215 | .679 | 154 | 2.8 | 99-1* | 524 | 9.4 | - | - | - | - | - |
| Pitchford, Walter | 13-0 | 3-11 | .273 | 0-3 | .000 | 0-0 | - | 4 | 0.3 | 5-0 | 6 | 0.5 | 1 | 1 | 1 | 0 | 22 |
| Poh, Ronnie | 23 | 40-112 | .357 | - | - | 28-46 | .609 | 50 | 2.1 | 44-1 | 108 | 4.7 | - | - | - | - | - |
| Poole, Stacey | 116-104 | 730-1578 | .462 | 0-15 | .000 | 218-341 | .639 | 688 | 5.9 | 301-13 | 1678 | 14.5 | 159 | 257 | 77 | 98 | 3361 |
| Poore, Ed | 48 | 47-105 | .448 | - | - | 31-58 | .534 | 100 | 0.8 | 49-0* | 125 | 1.7 | - | - | - | - | - |
| Porter, Steve | 12-0* | 4*-14* | .286* | - | - | 10*-14* | .714 | 19* | 1.6* | 8-0* | 18 | 1.3* | 4* | 4* | 2* | 0* | 60* |
| Portillo, Cesar | 4-0 | 4-8 | .500 | 0-0 | .000 | 0-1 | .000 | 3 | 0.8 | 3-0 | 8 | 2.0 | 1 | 1 | 1 | 0 | 19 |
| Powell, Brandon | 23-0 | 11-18 | .611 | 9-14 | .643 | 5-10 | .500 | 9 | 0.4 | 7-0 | 36 | 1.6 | 11 | 4 | 3 | 2 | 93 |
| Powell, Sonny | 86 | 311-948 | .328 | - | - | 487-625 | .779 | 268 | 3.1 | 321-25 | 1109 | 12.9 | - | - | - | - | - |
| Purvis, Tom | 41 | 171-405 | .422 | - | - | 119-156 | .763 | 243 | 5.9 | 139-8 | 461 | 11.2 | 70 | - | - | - | - |
| Puschman, Tom | 3 | 1-3 | .333 | - | - | 1-2 | .500 | 1 | 0.3 | 4-0 | 3 | 1.0 | - | - | - | - | - |

UF CAREER STATISTICS

| | G-GS | FG-FGA | FG% | 3PT-ATT | 3PT% | FT-FTA | FT% | REB | AVG | PF-DQ | TP | AVG | A | TO | BS | ST | MIN |
|---------------------|---------|-----------|-------|---------|------|-----------|-------|------|------|---------|-------|-------|------|------|-----|-----|-------|
| Rabhan, Walt | 60 | 114-295 | .386 | - | - | 46-76 | .605 | 237 | 4.0 | 94-2 | 274 | 4.6 | - | - | - | - | - |
| Ramirez, Mike | 2-0 | 0-1 | .000 | 0-1 | .000 | 0-0 | .000 | 0 | 0.0 | 0-0 | 0 | 0.0 | 0 | 1 | 0 | 0 | 3 |
| Ramos, James | 12-10 | 21-58 | .362 | 1-4 | .250 | 28-37 | .757 | 27 | 2.3 | 21-1 | 71 | 5.9 | 27 | 32 | 1 | 14 | 268 |
| Ramsy, Jeff | 74 | 198-383 | .517 | - | - | 195-262 | .744 | 518 | 7.0 | 197-3* | 591 | 8.0 | - | - | - | - | - |
| Ratliffe, Willie | 6 | 1-4 | .250 | - | - | 3-6 | .500 | 7 | 1.1 | 6-0 | 5 | 0.8 | - | - | - | - | - |
| Reinhart, Joel | 37-11 | 39-81 | .481 | 15-30 | .500 | 21-33 | .636 | 91 | 2.5 | 65-2 | 114 | 3.1 | 17 | 28 | 5 | 23 | 494 |
| Repass, Joe | 7-0 | 4-6 | .667 | - | - | 5-6 | .833 | 4 | 0.6 | 3-0 | 13 | 1.9 | 0 | 5* | - | 0 | 18* |
| Richard, Chris | 141-4 | 286-428 | .668 | 0-0 | - | 125-198 | .631 | 445 | 3.2 | 307-4 | 697 | 4.9 | 47 | 138 | 59 | 48 | 2203 |
| Roberson, Anthony | 95-74 | 514-1158 | .444 | 267-665 | .402 | 210-243 | .864 | 235 | 2.5 | 163-2 | 1505 | 15.8 | 246 | 171 | 7 | 90 | 2732 |
| Roberts, Roy | 66 | 187-530 | .353 | - | - | 114-176 | .648 | 434 | 6.6 | 221-22 | 536 | 8.1 | - | - | - | - | - |
| Rogers, Tony | 53-7 | 88-208 | .423 | - | - | 27-46 | .587 | 75 | 1.4 | 67-1 | 203 | 3.8 | 54 | 71 | 6 | 16 | 755 |
| Roher, Dick | 5 | 0-5 | .000 | - | - | 2-4 | .500 | 5 | 1.0 | 3-0 | 2 | 0.4 | - | - | - | - | - |
| Rollyson, Mike | 67 | 131-324 | .404 | - | - | 113-155 | .729 | 183 | 2.7 | 104-2* | 375 | 5.6 | 24 | - | - | - | - |
| Rome, Roger | 12 | 9-13 | .692 | - | - | 5-12 | .417 | 21 | 1.8 | 15-0 | 23 | 1.9 | 1 | 3* | - | 2 | 48* |
| Roseboro, Melvin | 21-0 | 21-52 | .407 | - | - | 14-27 | .519 | 21 | 1.0 | 27-0 | 56 | 2.7 | 8 | 19 | 1 | 6 | 212 |
| Roseboro, Quan | 12-1 | 18-37 | .486 | - | - | 5-6 | .833 | 12 | 1.0 | 15-0 | 41 | 3.4 | 14 | 15 | 1 | 3 | 147 |
| Rowe, Louis | 52-6 | 72-177 | .407 | 12-41 | .293 | 21-30 | .700 | 87 | 1.7 | 66-1 | 177 | 3.4 | 42 | 62 | 16 | 27 | 579 |
| Sadler, Gene | 1 | 0-0 | - | - | - | 0-0 | - | 0 | 0.0 | 0-0 | 0 | 0.0 | - | - | - | - | - |
| Sanchez, Nick | 10-0 | 8-22 | .364 | 2-8 | .250 | 0-1 | .000 | 3 | 0.3 | 2-0 | 18 | 1.8 | 4 | 3 | 0 | 4 | 56 |
| Sanders, Len | 47-23* | 132*-276* | .478* | - | - | 84*-118* | .712* | 152* | 3.2* | 154-12* | 348 | 7.4* | 109* | 117* | 0* | 26* | 1200* |
| Saso, Mark | 32-3 | 11-22 | .500 | - | - | 8-10 | .800 | 41 | 1.3 | 37-1 | 30 | 0.9 | 3 | 8 | 11 | 3 | 216 |
| Schintzius, Dwayne | 110-110 | 695-1407 | .494 | 3-19 | .158 | 231-317 | .729 | 829 | 7.5 | 339-18 | 1624 | 14.8 | 253 | 283 | 272 | 64 | 3475 |
| Schintzius, Travis | 19-0 | 12-39 | .308 | 0-6 | .000 | 9-14 | .643 | 28 | 1.5 | 19-1 | 33 | 1.7 | 3 | 13 | 0 | 4 | 146 |
| Schulman, Harold | 40 | 47-134 | .351 | - | - | 20-39 | .513 | 35 | 1.9 | 37-0 | 114 | 3.8 | - | - | - | - | - |
| Scott, Larry | 3 | 1-1 | 1.000 | - | - | 0-0 | - | 0 | 0.0 | 2-0 | 2 | 0.7 | - | - | - | - | - |
| Seabury, Tony | 5-0 | 0-1 | .000 | - | - | 2-2 | 1.000 | 0 | 0.0 | 0-0 | 2 | 0.4 | 0 | 1 | 0 | 0 | 8 |
| Shannon, Eddie | 116-107 | 390-934 | .418 | 118-377 | .313 | 270-367 | .736 | 333 | 2.9 | 320-7 | 1168 | 10.1 | 493 | 336 | 12 | 204 | 3676 |
| Sheldon, Danny | 43-4 | 38-82 | .463 | - | - | 16-25 | .640 | 33 | 0.8 | 35-0 | 92 | 2.1 | 22 | 13 | 0 | 10 | 345 |
| Shellabarger, Curt | 10-0 | 8-18 | .444 | - | - | 2-8 | .250 | 9 | 0.9 | 6-0 | 18 | 1.8 | 7 | 11 | 2 | 2 | 38 |
| Sherwood, Bob | 62 | 268-657 | .408 | - | - | 173-280 | .618 | 561 | 9.0 | 165-2 | 709 | 11.4 | - | - | - | - | - |
| Shipman, Ray | 68-1 | 85-181 | .469 | 6-38 | .158 | 47-68 | .691 | 124 | 1.8 | 70-0 | 223 | 3.3 | 32 | 41 | 4 | 53 | 871 |
| Shiver, Bob | 68 | 333-848 | .393 | - | - | 171-229 | .747 | 417 | 6.1 | 135-0 | 842 | 12.4 | - | - | - | - | - |
| Shy, Gene | 104 | 639-1415 | .452 | - | - | 295-387 | .762 | 715 | 6.9 | 305-11 | 1573 | 15.1 | 154 | 202* | * | 37* | 2213* |
| Simpson, Tom | 44 | 128-375 | .341 | - | - | 72-106 | .679 | 153 | 3.5 | 104-2 | 329 | 7.5 | - | - | - | - | - |
| Sizemore, Ted | 1-0 | 0-0 | - | - | - | 0-0 | - | 0 | 0.0 | 1-0 | 0 | 0.0 | 0 | 0 | - | - | - |
| Smith, Charlie | 46 | 62-158 | .392 | - | - | 59-107 | .551 | 98 | 2.1 | 81-5 | 171 | 3.7 | - | - | - | - | - |
| Smith, Jerry | 5-0 | 3-6 | .500 | - | - | 0-2 | .000 | 2 | 0.4 | 1-0 | 6 | 1.2 | 1 | 0 | 0 | 0 | 6 |
| Smyth, Bob | 68-23* | 246*-473* | .520* | - | - | 158*-247* | .640* | 585* | 8.6* | 173-9* | 770 | 11.9* | 105* | 135* | 10* | 33* | 1749* |
| Sommese, Lanny | 25 | 11-31 | .355 | - | - | 11-17 | .647 | 13 | 0.5 | 18-0 | 33 | 1.3 | - | - | - | - | - |
| Speights, Marreese | 69-36 | 273-431 | .633 | 0-0 | - | 110-165 | .667 | 376 | 5.4 | 120-1 | 656 | 9.5 | 36 | 79 | 64 | 23 | 1063 |
| Spruel, Kendrick | 41-0 | 54-136 | .397 | 11-35 | .314 | 21-38 | .553 | 69 | 1.7 | 19-1 | 140 | 3.4 | 11 | 27 | 7 | 14 | 370 |
| Stevenson, Andy | 7 | 3-9 | .333 | - | - | 1-2 | .500 | 4 | 1.8 | 2-0 | 7 | 1.0 | - | - | - | - | - |
| Stewart, Scott | 112-53 | 196-463 | .423 | 119-298 | .399 | 121-146 | .829 | 211 | 1.9 | 135-1 | 632 | 5.6 | 266 | 169 | 0 | 125 | 2206 |
| Stokes, Elam | 23 | 19-77 | .247 | - | - | 32-42 | .762 | 36 | 1.6 | 30-0 | 70 | 3.0 | - | - | - | - | - |
| Stokes, Rod | 1-0 | 0-1 | .000 | - | - | 0-0 | - | 0 | 0.0 | 0-0 | 0 | 0.0 | 0 | 0 | 0 | 0 | 1 |
| Stokes, Taylor | 47 | 215-491 | .438 | - | - | 76-109 | .697 | 312 | 6.6 | 104-1 | 506 | 10.8 | - | - | - | - | - |
| Stokley, Ron | 38 | 67-164 | .409 | - | - | 42-63 | .667 | 87 | 2.3 | 36-0 | 176 | 4.6 | - | - | - | - | - |
| Stolt, Greg | 118-70 | 432-969 | .446 | 243-578 | .420 | 196-244 | .803 | 510 | 4.3 | 264-6 | 1303 | 11.0 | 77 | 175 | 93 | 90 | 3045 |
| Suthern, Frank | 7 | 10-31 | .323 | - | - | 10-16 | .625 | 22 | 3.0 | 6-0 | 30 | 4.3 | - | - | - | - | - |
| Strawbridge, Tim | 28-26 | 63-155 | .406 | - | - | 56-86 | .651 | 118 | 4.2 | 83-3 | 180 | 6.4 | 42 | 61 | 7 | 31 | 828 |
| Swanson, Brett | 33-0 | 9-24 | .375 | 4-16 | .250 | 4-4 | 1.000 | 7 | 0.2 | 7-0 | 26 | 0.8 | 7 | 7 | 0 | 1 | 90 |
| Taenzler, Hans | 23 | 111-338 | .328 | - | - | 81-107 | .757 | - | - | 55 | 303 | 13.2 | - | - | - | - | - |
| Talbot, Bill | 1 | 0-2 | .000 | - | - | 0-0 | - | 1 | 1.0 | 0-0 | 0 | 0.0 | - | - | - | - | - |
| Tesher, Howie | 2 | 1-1 | 1.000 | - | - | 0-0 | - | 1 | 0.5 | 2-0 | 2 | 1.0 | - | - | - | - | - |
| Thompson, Brian | 119-75 | 239-556 | .430 | 3-21 | .143 | 91-151 | .603 | 442 | 3.7 | 165-1 | 572 | 4.8 | 129 | 43 | 25 | 28 | 2122 |
| Thompson, Mark | 61 | 99-204 | .485 | - | - | 53-106 | .500 | 184 | 3.0 | 110-6 | 251 | 4.1 | 73 | 28* | - | 8 | 174* |
| Timinski, Mark | 9-0 | 1-6 | .167 | 0-4 | .000 | 0-0 | - | 1 | 0.1 | 1-0 | 2 | 0.2 | 3 | 6 | 0 | 1 | 17 |
| Tishman, Rod | 7-0 | 1-4 | .250 | 0-1 | .000 | 2-2 | 1.000 | 1 | .04 | 1-0 | 4 | 0.6 | 4 | 0 | 0 | 0 | - |
| Tomlinson, Dick | 72 | 351-714 | .492 | - | - | 161-220 | .732 | 529 | 7.3 | 238-2* | 863 | 12.0 | - | - | - | - | - |
| Touchberry, Burt | 71 | 165-526 | .314 | - | - | 149-214 | .696 | 544 | 7.7 | 191-9* | 479 | 6.7 | - | - | - | - | - |
| Tringas, Johnny | 60 | 51-152 | .336 | - | - | 79-135 | .585 | 66 | 1.1 | 107-3 | 181 | 3.0 | - | - | - | - | - |
| Turner, Tim | 73-1 | 25-59 | .424 | 1-4 | .250 | 11-23 | .478 | 57 | 0.8 | 56-0 | 62 | 0.8 | 25 | 24 | 9 | 8 | 378 |
| Tyler, Garrett | 32-0 | 11-19 | .579 | 3-7 | .429 | 5-7 | .714 | 17 | 0.5 | 3-0 | 321.0 | 0 | 5 | 0 | 4 | 63 | - |
| Tym, Bill | 2 | 0-2 | .000 | - | - | 0-0 | - | 0 | 0.0 | 0-0 | 0 | 0.0 | - | - | - | - | - |
| Tyus, Alex | 142-106 | 560-1048 | .534 | 6-16 | .367 | 207-317 | .635 | 771 | 5.5 | 221-0 | 1333 | 9.4 | 80 | 164 | 115 | 54 | 3271 |
| Ulmer, Jerry | 22-0 | 7-25 | .280 | 0-0 | - | 8-13 | .615 | 25 | 1.3 | 12-0 | 22 | 1.0 | 1 | 8 | 3 | 2 | 66 |
| Van Ness, Ken | 12 | 13-29 | .448 | - | - | 7-12 | .583 | 22 | 1.8 | 12-0 | 33 | 2.8 | 2 | - | - | - | - |
| Van Noy, Bob | 52-25 | 177-371 | .423 | - | - | 55-84 | .655 | 207 | 4.0 | 132-7 | 409 | 7.9 | 52 | 110 | 16 | 28 | 1197 |
| Vargas, Eloy | 9-0 | 0-10 | .000 | 0-2 | .000 | 5-9 | .556 | 6 | 0.7 | 9-0 | 5 | 0.6 | 0 | 3 | 3 | 1 | 34 |
| Vasquez, Richard | 39 | 30-69 | .435 | - | - | 23-40 | .575 | 49 | 1.3 | 67-1 | 83 | 2.1 | 51 | - | - | - | - |
| Vinal, Nelson | 20 | 52-135 | .385 | - | - | 17-20 | .850 | 37 | 1.9 | 40-2 | 121 | 6.1 | - | - | - | - | - |
| Visscher, David | 27-0 | 11-26 | .423 | - | - | 4-8 | .500 | 14 | 0.5 | 9-0 | 26 | 1.0 | 12 | 13 | 0 | 11 | 159 |
| Waddell, Gary | 72 | 227-490 | .463 | - | - | 119-155 | .768 | 330 | 4.6 | 149-3 | 573 | 8.0 | 39 | 15* | - | - | - |
| Walk, Neal | 77 | 572-1182 | .484 | - | - | 456-619 | .737 | 1181 | 15.3 | 247-16 | 1600 | 22.2 | 67 | - | - | - | - |
| Walker, Erving | 144-113 | 527-1345 | .392 | 285-755 | .377 | 438-550 | .796 | 381 | 2.6 | 241-1 | 1777 | 12.3 | 547 | 302 | 1 | 159 | 4358 |
| Walsh, Matt | 92-90 | 406-894 | .454 | 192-483 | .398 | 297-373 | .796 | 410 | 4.5 | 202-1 | 1301 | 14.1 | 272 | 259 | 27 | 125 | 2828 |
| Watts, Chip | 18-0 | 6-12 | .500 | - | - | 0-2 | .000 | 13 | 0.8 | 13-0 | 12 | 0.7 | 1 | 7 | 0 | 3 | 65 |
| Weaks, Kenyan | 115-65 | 459-923 | .497 | 198-464 | .427 | 118-150 | .787 | 376 | 3.3 | 232-3 | 1234 | 10.7 | 170 | 207 | 47 | 163 | 2552 |
| Weisenberg, Michael | 5-0 | 2-5 | .400 | 0-0 | - | 1-2 | .500 | 2 | 0.4 | 0-0 | 5 | 1.0 | 0 | 0 | 0 | 0 | 9 |
| Weller, Richard | 42 | 68-250 | .272 | - | - | 44-74 | .595 | 64 | 3.4 | 108-4 | 179 | 4.3 | - | - | - | - | - |

UF CAREER STATISTICS

| | G-GS | FG-FGA | FG% | 3PT-ATT | 3PT% | FT-FTA | FT% | REB | AVG | PF-DQ | TP | AVG | A | TO | BS | ST | MIN |
|-------------------|---------|----------|------|---------|------|---------|------|-----|------|--------|------|------|-----|------|----|-----|-------|
| Welsch, Boyd | 64 | 192-406 | .473 | - | - | 95-126 | .754 | 204 | 3.2 | 123-5* | 479 | 7.5 | 90 | - | - | - | - |
| Werner, Dan | 139-88 | 318-795 | .400 | 124-407 | .305 | 121-160 | .756 | 594 | 4.3 | 311-7 | 873 | 6.3 | 268 | 193 | 37 | 136 | 3293 |
| Wetherington, Red | 42 | 191-565 | .338 | - | - | 112-167 | .671 | 279 | 6.6 | 116-7 | 494 | 11.8 | - | - | - | - | - |
| White, Dean | 2-0 | 1-3 | .333 | - | - | 1-3 | .333 | 0 | 0.0 | 1-0 | 3 | 1.5 | 0 | 0 | - | - | - |
| Williams, Chip | 76 | 518-1003 | .516 | - | - | 210-290 | .724 | 775 | 10.2 | 257-14 | 1246 | 16.4 | 124 | 150* | - | 25 | 1186* |
| Williams, Dan | 113-32 | 146-347 | .421 | 79-191 | .414 | 71-98 | .724 | 185 | 1.6 | 125-4 | 442 | 3.9 | 154 | 117 | 5 | 67 | 2033 |
| Williams, Greg | 125-76 | 298-783 | .381 | 118-364 | .324 | 241-348 | .693 | 252 | 2.0 | 254-3 | 955 | 7.6 | 423 | 276 | 29 | 121 | 3158 |
| Williams, Jason | 20-17 | 112-254 | .441 | 54-134 | .403 | 63-75 | .840 | 59 | 3.0 | 30-0 | 341 | 17.1 | 134 | 87 | 4 | 53 | 635 |
| Williams, LeRon | 58-24 | 157-302 | .520 | 2-9 | .222 | 44-74 | .595 | 198 | 3.4 | 127-5 | 360 | 6.2 | 12 | 55 | 43 | 16 | 852 |
| Williams, Rodney | 41-9 | 39-96 | .406 | - | - | 22-31 | .710 | 77 | 1.9 | 85-3 | 100 | 2.4 | 17 | 44 | 5 | 15 | 541 |
| Williams, Ronnie | 110-109 | 770-1317 | .585 | - | - | 546-785 | .696 | 954 | 8.7 | 372-19 | 2086 | 19.0 | 158 | 335 | 89 | 101 | 3935 |
| Williams, Steve | 74 | 241-586 | .411 | - | - | 113-172 | .657 | 382 | 5.2 | 174-4 | 595 | 8.0 | 248 | 94* | - | 17 | 536* |
| Williams, Tony | 1-0 | 0-0 | - | 0-0 | - | 0-0 | - | 0 | 0.0 | 0-0 | 0 | 0.0 | 0 | 1 | 0 | 0 | 2 |
| Williams, Wayne | 21 | 15-34 | .441 | - | - | 4-11 | .364 | 37 | 1.8 | 14-0 | 34 | 1.6 | - | - | - | - | - |
| Winkler, Harry | 59 | 105-265 | .396 | - | - | 52-74 | .703 | 97 | 1.6 | 68-1* | 262 | 4.4 | 3 | - | - | - | - |
| Wright, Brent | 112-82 | 318-671 | .474 | 62-151 | .411 | 289-406 | .712 | 577 | 5.2 | 317-13 | 987 | 8.8 | 168 | 245 | 45 | 125 | 2667 |
| Wright, Gainus | 6-0 | 0-3 | .000 | - | - | 0-1 | .000 | 1 | 0.2 | 3-0 | 0 | 0.0 | 0 | 0 | 0 | 0 | 12 |
| Young, Tyrone | 9-2 | 18-43 | .419 | - | - | 16-29 | .552 | 24 | 2.7 | 28-1 | 52 | 5.8 | 3 | 21 | 3 | 8 | 148 |
| Zehner, Todd | 5-0 | 1-2 | .500 | 0-0 | - | 0-0 | - | 2 | 0.4 | 1-0 | 2 | 0.4 | 0 | 1 | 0 | 0 | 8 |
| Zinn, Jim | 63 | 215-625 | .344 | - | - | 170-250 | .680 | 826 | 12.7 | 205-5* | 600 | 9.2 | - | - | - | - | - |

* - Complete data not available; # - Recognized NCAA statistics; % - Total Florida statistics; Disqualifications since 1950-51; Rebounds since 1950-51; Assists since 1967-68; Turnovers since 1972-73; Steals since 1973-74; Minutes since 1973-74; Blocked shots since 1975-76

ALL-TIME LINE UPS

1964-65

(18-7, 11-5 SEC)

F – Paul Morton, 4.5 ppg, 3.6 rpg
 F – Dick Tomlinson, 12.9 ppg, 7.1 rpg
 C – Gary Keller, 12.5 ppg, 9.9 rpg
 G – Brooks Henderson, 14.0 ppg, 4.5 rpg (Capt.)
 G – Tom Baxley, 8.0 ppg, 2.1 rpg
 Top Subs – Jeff Ramsey, 9.9 ppg, 7.8 rpg
 Bob Hoffmann, 4.2 ppg, 3.5 rpg
 Skip Highley, 3.8 ppg, 1.4 rpg

1965-66

(16-10, 9-7 SEC)

F – Gary Keller, 15.9 ppg, 12.5 rpg
 F – David Miller, 8.8 ppg, 4.6 rpg
 C – Jeff Ramsey, 8.7 ppg, 7.2 rpg
 G – Skip Highley, 7.3 ppg, 3.9 rpg
 G – Paul Morton, 9.0 ppg, 4.0 rpg (Capt.)
 Top Subs – Harry Winkler, 8.3 ppg, 2.3 rpg
 Gary McElroy, 6.1 ppg, 5.9 rpg

1966-67

(21-4, 14-4 SEC)

F – Gary Keller, 15.1 ppg, 11.3 rpg
 F – Gary McElroy, 8.4 ppg, 5.3 rpg
 C – Neal Walk, 11.5 ppg, 8.2 rpg
 G – Skip Highley, 11.5 ppg, 3.3 rpg (Capt.)
 G – David Miller, 13.8 ppg, 4.8 rpg
 Top Subs – Jeff Ramsey, 5.3 ppg, 5.7 rpg
 Boyd Welsch, 5.3 ppg, 3.1 rpg
 Mike Rollyson, 3.8 ppg, 1.6 rpg

1967-68

(15-10, 11-7 SEC)

F – Andy Owens, 14.2 ppg, 7.1 rpg
 F – Mike Rollyson, 8.1 ppg, 4.2 rpg
 C – Neal Walk, 26.5 ppg, 19.8 rpg
 C – Mike Leatherwood, 5.2 ppg, 2.4 rpg
 G – David Miller, 9.8 ppg, 4.9 rpg (Capt.)
 Top Sub – Gary McElroy, 8.8 ppg, 6.2 rpg

1968-69

(18-9, 12-6 SEC)

F – Andy Owens, 15.8 ppg, 8.5 rpg
 F – Boyd Welsch, 12.6 ppg, 4.6 rpg
 C – Neal Walk, 24.0 ppg, 17.8 rpg (Capt.)
 G – Ed Lukko, 9.7 ppg, 4.0 rpg
 G – Mike Leatherwood, 5.2 ppg, 2.0 rpg
 Top Sub – Mike McGinnis, 6.5 ppg, 3.4 rpg

1969-70

(9-17, 6-12 SEC)

F – Dan Boe, 6.4 ppg, 7.1 rpg
 F – Andy Owens, 27.0 ppg, 9.1 rpg (Capt.)
 C – Earl Findley, 9.4 ppg, 6.4 rpg
 G – Jerry Hoover, 9.2 ppg, 2.6 rpg
 G – Ed Lukko, 5.1 ppg, 2.5 rpg
 Top Subs – Jeff Miller, 5.4 ppg, 3.0 rpg
 Cliff Cox, 6.3 ppg, 4.8 rpg

1970-71

(11-15, 8-10 SEC)

F – Tom Purvis, 13.8 ppg, 7.5 rpg
 F – Gary Waddell, 9.8 ppg, 6.2 rpg

C – Earl Findley, 13.2 ppg, 9.5 rpg (Capt.)
 G – Jerry Hoover, 4.8 ppg, 3.7 rpg
 G – Tony Miller, 16.4 ppg, 2.6 rpg
 Top Subs – Robert Agee, 3.3 ppg, 1.7 rpg
 Dan Boe, 3.5 ppg, 2.3 rpg
 Cliff Cox, 4.8 ppg, 3.7 rpg

1971-72

(10-15, 4-14 SEC)

F – Dan Boe, 8.9 ppg, 10.2 rpg
 F – Steve Williams, 12.8 ppg, 6.4 rpg
 C – Gary Waddell, 9.5 ppg, 5.9 rpg
 G – Jerry Hoover, 19.7 ppg, 2.6 rpg (Capt.)
 G – Tony Miller, 26.7 ppg, 4.5 rpg
 Top Subs – Doug Brown, 5.9 ppg, 6.9 rpg
 Tim Fletcher, 7.3 ppg, 2.6 rpg
 Mark Thompson, 5.4 ppg, 3.6 rpg

1972-73

(11-5, 7-11 SEC)

F – Gene Shy, 10.8 ppg, 6.4 rpg
 F – Bob Smyth, 7.3 ppg, 7.1 rpg
 C – Chip Williams, 16.5 ppg, 12.1 rpg
 G – Tony Miller, 17.2 ppg, 3.0 rpg (Capt.)
 G – Steve Williams, 3.2 ppg, 3.0 rpg
 Top Subs – Mike Lederman, 5.6 ppg, 1.0 rpg
 Bill Moody, 6.7 ppg, 4.3 rpg
 Gary Waddell, 4.7 ppg, 1.8 rpg

1973-74

(15-11, 9-9 SEC)

F – Gene Shy, 17.8 ppg, 8.4 rpg
 F – Steve Williams, 8.0 ppg, 5.9 rpg (Capt.)
 C – Chip Williams, 20.6 ppg, 11.1 rpg
 G – Bruno Caldwell, 10.9 ppg, 2.5 rpg
 G – Mike Lederman, 7.4 ppg, 1.4 rpg
 Top Subs – Don Bostic, 3.2 ppg, 1.1 rpg
 Don Close, 3.6 ppg, 3.0 rpg
 Tim Fletcher, 2.9 ppg, 1.0 rpg (Capt.)
 Mark Thompson, 3.8 ppg, 2.2 rpg (Capt.)

1974-75

(12-16, 8-10 SEC)

F – Jerry Moore, 6.6 ppg, 3.2 rpg
 F – Gene Shy, 15.8 ppg, 7.3 rpg
 C – Chip Williams, 12.9 ppg, 7.8 rpg (Capt.)
 G – Don Bostic, 5.0 ppg, 2.1 rpg
 G – Bruno Caldwell, 13.6 ppg, 3.6 rpg
 Top Subs – Al Bonner, 4.9 ppg, 3.6 rpg
 Larry Brewster, 5.9 ppg, 3.3 rpg
 Mike Lederman, 11.5 ppg, 1.9 rpg

1975-76

(12-14, 7-11 SEC)

F – Malcolm Cesare, 8.3 ppg, 5.5 rpg
 F – Gene Shy, 16.0 ppg, 5.4 rpg (Capt.)
 C – Bob Smyth, 13.3 ppg, 12.7 rpg
 G – Mike Lederman, 12.6 ppg, 2.4 rpg (Capt.)
 G – Len Sanders, 6.4 ppg, 2.7 rpg
 Top Subs – Al Bonner, 11.9 ppg, 7.1 rpg
 Don Bostic, 4.2 ppg, 0.9 rpg
 Larry Brewster, 4.5 ppg, 2.2 rpg

1976-77

(17-9, 10-8 SEC)

F – Malcolm Cesare, 9.1 ppg, 4.7 rpg
 F – Bob Smyth, 15.1 ppg, 9.1 rpg (Capt.)
 C – Larry Brewster, 7.1 ppg, 4.4 rpg
 G – Richard Glasper, 11.9 ppg, 2.1 rpg
 G – Len Sanders, 8.3 ppg, 3.7 rpg (Capt.)
 Top Subs – Al Bonner, 15.0 ppg, 5.5 rpg
 Don Bostic, 5.3 ppg, 1.2 rpg (Capt.)
 Ric Clarson, 5.3 ppg, 1.9 rpg

1977-78

(15-12, 8-10 SEC)

F – Malcolm Cesare, 11.7 ppg, 6.7 rpg
 F – Reggie Hannah, 12.6 ppg, 9.2 rpg
 C – Larry Brewster, 11.1 ppg, 4.6 rpg (Capt.)
 G – Ric Clarson, 7.0 ppg, 2.6 rpg
 G – Richard Glasper, 12.9 ppg, 3.1 rpg (Capt.)
 Top Subs – Al Bonner, 12.4 ppg, 4.6 rpg (Capt.)
 Bob Van Noy, 5.4 ppg, 2.9 rpg

1978-79

(8-19, 3-15 SEC)

F – Malcolm Cesare, 16.9 ppg, 6.9 rpg (Capt.)
 F – Maurice McDaniel, 10.7 ppg, 4.7 rpg
 C – Reggie Hannah, 13.2 ppg, 8.6 rpg
 G – Ric Clarson, 11.0 ppg, 2.3 rpg (Capt.)
 G – Mark Giombetti, 6.6 ppg, 2.2 rpg
 Top Subs – Jerry Bellamy, 4.1 ppg, 3.7 rpg
 Mike Milligan, 7.1 ppg, 2.9 rpg

1979-80

(7-21, 2-16 SEC)

F – Mike Milligan, 10.2 ppg, 3.9 rpg
 F – Bob Van Noy, 10.3 ppg, 4.9 rpg
 C – Reggie Hannah, 17.0 ppg, 8.9 rpg
 G – Jimmy Cotton, 6.9 ppg, 1.9 rpg
 G – Mark Giombetti, 12.4 ppg, 2.6 rpg
 Top Sub – Jim Grandholm, 3.6 ppg, 3.0 rpg

1980-81

(12-16, 5-13 SEC)

F – Vernon Delancy, 17.8 ppg, 5.0 rpg
 F – Ronnie Williams, 19.4 ppg, 9.0 rpg
 C – Tim Strawbridge, 5.1 ppg, 4.0 rpg
 G – Mike Milligan, 6.4 ppg, 4.2 rpg
 G – Mike Moses, 9.1 ppg, 2.1 rpg
 Top Subs – Mark Giombetti, 6.4 ppg, 2.4 rpg (Capt.)
 Kenny McCraney, 2.6 ppg, 1.1 rpg (Capt.)

1981-82

(5-22, 2-16 SEC)

F – Vernon Delancy, 10.3 ppg, 3.0 rpg
 F – Ronnie Williams, 21.3 ppg, 8.2 rpg
 C – Eugene McDowell, 9.9 ppg, 8.8 rpg
 G – Rob Harden, 9.4 ppg, 1.6 rpg
 G – Mike Moses, 6.1 ppg, 1.3 rpg
 Top Subs – Tony Rogers, 3.9 ppg, 1.5 rpg
 Rodney Williams, 2.8 ppg, 2.0 rpg (Capt.)

1982-83

(13-18, 5-13 SEC)

F – Vernon Delancy, 12.9 ppg, 2.9 rpg
 F – Ronnie Williams, 18.6 ppg, 8.8 rpg
 C – Eugene McDowell, 16.5 ppg, 8.5 rpg
 G – Charles Griffin, 6.2 ppg, 2.2 rpg
 G – Nabe Palmer, 5.3 ppg, 2.0 rpg
 Top Subs – George Jackson, 4.9 ppg, 2.2 rpg
 Randall Leath, 4.6 ppg, 2.0 rpg

1983-84

(16-13, 11-7 SEC)

NIT
 F – Vernon Delancy, 8.9 ppg, 3.5 rpg (Capt.)
 F – Ronnie Williams, 16.6 ppg, 8.7 rpg (Capt.)
 C – Eugene McDowell, 12.4 ppg, 9.2 rpg
 G – Darryl Gresham, 11.9 ppg, 2.9 rpg
 G – Andrew Moten, 11.9 ppg, 3.1 rpg
 Top Subs – Joe Lawrence, 5.7 ppg, 1.8 rpg
 Randall Leath, 2.4 ppg, 2.1 rpg

1984-85

(18-12, 9-9 SEC)

NIT
 F – Joe Lawrence, 4.1 ppg, 2.1 rpg
 F – Randall Leath, 6.0 ppg, 5.8 rpg
 C – Eugene McDowell, 14.2 ppg, 9.8 rpg (Capt.)
 G – Vernon Maxwell, 13.3 ppg, 2.4 rpg
 G – Andrew Moten, 16.6 ppg, 4.1 rpg
 Top Subs – Pat Lawrence, 2.5 ppg, 1.6 rpg
 Ronnie Montgomery, 2.7 ppg, 1.5 rpg
 Danny Sheldon, 3.0 ppg, 1.0 rpg

1985-86

(19-14, 10-8 SEC)

NIT Final Four
 F – Joe Lawrence, 10.4 ppg, 3.4 rpg (Capt.)
 F – Kenny McClary, 5.6 ppg, 5.6 rpg
 G – Vernon Maxwell, 19.6 ppg, 4.5 rpg
 G – Ronnie Montgomery, 5.0 ppg, 2.3 rpg
 G – Andrew Moten, 16.9 ppg, 3.9 rpg (Capt.)
 Top Subs – Chris Capers, 3.7 ppg, 3.6 rpg
 Jon Currington, 3.0 ppg, 2.6 rpg
 Pat Lawrence, 3.5 ppg, 2.7 rpg

1986-87

(21-10, 12-6 SEC)

NCAA East Regional Semifinals*
 F – Chris Capers, 8.3 ppg, 4.9 rpg
 F – Joe Lawrence, 8.3 ppg, 2.9 rpg (Capt.)
 C – Dwayne Schintzius, 10.9 ppg, 6.1 rpg
 G – Vernon Maxwell, 21.7 ppg, 3.7 rpg
 G – Andrew Moten, 16.0 ppg, 3.3 rpg (Capt.)
 Top Subs – Melven Jones, 6.0 ppg, 3.8 rpg
 Pat Lawrence, 4.1 ppg, 1.7 rpg
 Clifford Lett, 3.6 ppg, 1.2 rpg
 Kenny McClary, 4.7 ppg, 4.9 rpg
 Ronnie Montgomery, 1.5 ppg, 1.6 rpg
 *NCAA Tournament games vacated by NCAA

ALL-TIME LINE UPS

1987-88

(22-11, 11-7 SEC)

NCAA Second Round*

F – Livingston Chatman, 12.6 ppg, 6.4 rpg
 F – Pat Lawrence, 7.2 ppg, 3.7 rpg
 C – Dwayne Schintzius, 14.4 ppg, 6.5 rpg
 G – Ronnie Montgomery, 6.0ppg, 5.6 apg
 G – Vernon Maxwell, 20.2 ppg, 4.2 rpg
 Top Subs – Dwayne Davis, 6.3 ppg, 4.7 rpg
 Clifford Lett, 4.3 ppg, 1.8 rpg

*NCAA Tournament games vacated by NCAA

1988-89

(21-13, 13-5 SEC)

NCAA Tournament

F – Livingston Chatman, 16.1 ppg, 6.4 rpg
 F – Dwayne Davis, 13.3 ppg, 9.4 rpg
 C – Dwayne Schintzius, 18.0 ppg, 9.7 rpg
 G – Clifford Lett, 13.1 ppg., 4.2 rpg
 G – Renaldo Garcia, 8.1 ppg, 1.3 rpg
 Top Subs – Michael Kerr, 3.1 ppg, 2.6 rpg
 Brian Hogan, 2.9 ppg, 1.1 rpg
 Kelly McKinnon, 2.2 ppg, 0.5 rpg

1989-90

(7-21, 3-15 SEC)

F – Stacey Poole, 10.0 ppg, 4.3 rpg
 F – Hosie Grimsley, 5.9 ppg, 3.0 rpg
 C – Dwayne Davis, 12.3 ppg, 8.5 rpg
 G – Renaldo Garcia, 11.6 ppg, 2.4 rpg
 G – Scott Stewart, 5.3 ppg, 1.7 apg
 Top Subs – B.J. Carter, 5.8 ppg, 2.8 apg
 Brian Hogan, 3.8 ppg, 0.9 rpg
 Willie Jackson, 2.9 ppg, 2.1 rpg

1990-91

(11-17, 7-11 SEC)

F – Stacey Poole, 13.0 ppg, 5.5 rpg
 F – Hosie Grimsley, 3.9 ppg, 2.1 rpg or
 Craig Brown, 8.8 ppg, 3.0 rpg
 C – Dwayne Davis, 15.1 ppg, 7.4 rpg
 G – Scott Stewart, 4.0 ppg, 2.2 apg
 G – Renaldo Garcia, 8.9 ppg, 2.9 apg
 Top Subs – Brian Hogan, 4.8 ppg, 1.3 rpg
 Livingston Chatman, 10.7 ppg, 5.6 rpg
 Louis Rowe, 2.7 ppg, 1.7 rpg
 B.J. Carter, 2.7 ppg, 1.2 apg

1991-92

(19-14, 9-7 SEC)

NIT Final Four

F – Stacey Poole, 17.9, 7.3 rpg
 F – Hosie Grimsley, 6.0 ppg, 2.6 rpg
 C – Andrew DeClercq, 8.8 ppg, 6.2 rpg
 G – Craig Brown, 10.8 ppg, 3.3 rpg
 G – Dan Cross, 5.6 ppg, 2.0 apg
 Top Subs – Scott Stewart, 5.8 ppg, 2.5 apg
 Brian Hogan, 4.7 ppg, 1.0 rpg
 Louis Rowe, 3.9 ppg, 1.7 rpg
 Martti Kuisma, 2.7 ppg, 1.7 rpg
 Svein Dyrkolbotn, 1.8 ppg, 2.0 rpg
 Tim Turner, 0.7 ppg, 0.8 rpg

1992-93

(16-12, 9-7 SEC)

NIT

F – Stacey Poole, 16.4 ppg, 6.4 rpg
 F – Hosie Grimsley, 5.8 ppg, 2.8 rpg
 C – Andrew DeClercq, 10.5 ppg, 7.1 rpg
 G – Craig Brown, 10.9 ppg, 3.2 rpg
 G – Dan Cross, 5.2 ppg, 1.8 apg
 Top Subs – Martti Kuisma, 8.2 ppg, 3.4 rpg
 Scott Stewart, 7.3 ppg, 3.0 apg
 Jermaine Carlton, 4.7 ppg, 2.0 rpg
 Jason Anderson, 2.2 ppg, 1.1 rpg
 Brian Thompson, 2.1 ppg, 1.2 rpg

1993-94

(29-8, 12-4 SEC)

NCAA Final Four

F – Andrew DeClercq, 8.8 ppg, 7.9 rpg
 F – Brian Thompson, 5.5 ppg, 3.9 rpg
 C – Dametri Hill, 12.7 ppg, 4.9 rpg
 G – Craig Brown, 14.8 ppg, 4.9 rpg
 G – Dan Cross, 15.7 ppg, 3.9 apg
 Top Subs – Jason Anderson, 7.2 ppg, 3.8 rpg
 Martti Kuisma, 4.6 ppg, 2.4 rpg
 Greg Williams, 2.1 ppg, 1.1 apg
 Tony Mickens, 1.9 ppg, 1.5 rpg
 Svein Dyrkolbotn, 1.8 ppg, 1.6 rpg

1994-95

(17-13, 8-8 SEC)

NCAA Tournament

F – Andrew DeClercq, 13.2 ppg, 8.8 rpg
 F – Brian Thompson, 4.4 ppg, 3.6 rpg
 C – Dametri Hill, 13.7 ppg, 5.9 rpg
 G – Dan Cross, 18.0 ppg, 3.5 apg
 G – Greg Williams, 8.4 ppg, 4.0 apg
 Top Subs – Jason Anderson, 5.9 ppg, 3.8 rpg
 LeRon Williams, 2.6 ppg, 2.1 rpg
 Tony Mickens, 2.4 ppg, 2.0 rpg
 Dan Williams, 2.2 ppg, 0.7 rpg
 Svein Dyrkolbotn, 1.5 ppg, 1.7 rpg
 John Griffiths, 0.7 ppg, 0.9 rpg

1995-96

(12-16, 6-10 SEC)

F – Brian Thompson, 7.0 ppg, 6.0 rpg
 F – LeRon Williams, 10.0 ppg, 4.8 rpg
 C – Dametri Hill, 17.6 ppg, 7.8 rpg
 G – Eddie Shannon, 8.6 ppg, 3.7 rpg
 G – Greg Williams, 10.3 ppg, 5.0 rpg
 Top Subs – Greg Stolt, 7.1 ppg, 3.1 rpg
 Dan Williams, 2.5 ppg, 1.3 rpg
 Kendrick Spruel, 2.0 ppg, 1.0 rpg
 John Griffiths, 0.6 ppg, 0.9 rpg
 Antrone Lee, 0.4 ppg, 0.5 rpg

1996-97

(13-15, 5-11 SEC)

F – Greg Stolt, 13.9 ppg, 6.1 rpg
 C – Damen Maddox, 5.9 ppg, 3.9 rpg
 G – Eddie Shannon, 13.2 ppg, 4.2 apg
 G – Greg Williams, 11.3 ppg, 4.0 apg
 G – Dan Williams, 5.6 ppg, 2.7 rpg
 Top Subs – Kenyan Weaks, 9.3 ppg, 2.6 rpg

Jason Anderson, 6.6 ppg, 3.4 rpg
 Kendrick Spruel, 5.6 ppg, 2.8 rpg
 Joel Reinhart, 3.8 ppg, 3.1 rpg
 Greg Cristell, 3.8 ppg, 3.2 rpg

1997-98

(14-15, 6-10 SEC)

NIT

F – Greg Stolt, 12.0 ppg, 4.6 rpg
 C – Damen Maddox, 6.1 ppg, 5.4 rpg
 G – Jason Williams, 17.1 ppg, 6.7 apg
 G – Eddie Shannon, 11.6 ppg, 4.2 apg
 G – Kenyan Weaks, 12.7 ppg, 4.8 rpg
 Top Subs – Brent Wright, 7.4 ppg, 4.3 rpg
 Major Parker, 5.3 ppg, 2.1 rpg
 Dan Williams, 4.9 ppg, 1.7 rpg
 Obiora Nnaji, 3.6 ppg, 3.5 rpg

1998-99

(22-9, 10-6 SEC)

NCAA West Regional Semifinals

F – Mike Miller, 12.2 ppg, 5.2 rpg
 F – Brent Wright, 8.2 ppg, 5.9 rpg
 C – Udonis Haslem, 10.5 ppg, 5.0 rpg
 G – Eddie Shannon, 6.7 ppg, 4.8 apg
 G – Kenyan Weaks, 11.3 ppg, 3.4 rpg
 Top Subs – Greg Stolt, 11.0 ppg, 3.3 rpg
 Teddy Dupay, 11.0 ppg, 2.8 apg
 Major Parker, 5.0 ppg, 3.1 rpg
 LaDarius Halton, 5.1 ppg, 1.2 rpg
 Obiora Nnaji, 3.3 ppg, 2.5 rpg

1999-2000

(29-8, 12-4 SEC)

NCAA Tournament Finalists

F – Mike Miller, 14.1 ppg, 6.6 rpg
 F – Brent Wright, 8.3 ppg, 4.5 rpg
 C – Udonis Haslem, 11.8 ppg, 5.1 rpg
 G – Teddy Dupay, 8.6 ppg, 2.6 apg
 G – Kenyan Weaks, 10.0 ppg, 2.7 rpg
 Top Subs – Donnell Harvey, 10.1 ppg, 7.0 rpg
 Brett Nelson, 8.1 ppg, 3.0 apg
 Matt Bonner, 4.8 ppg, 3.2 rpg
 Justin Hamilton, 4.7 ppg, 1.7 rpg
 Major Parker, 3.5 ppg, 1.8 rpg

2000-01

(24-7, 12-4 SEC)

NCAA Second Round

F – Major Parker, 5.1 ppg, 3.4 rpg
 F – Matt Bonner, 13.3 ppg, 7.7 rpg
 C – Udonis Haslem, 16.8 ppg, 7.5 rpg
 G – Brett Nelson, 15.3 ppg, 4.3 apg
 G – Teddy Dupay, 13.4 ppg, 2.3 rpg
 Top Subs – Brent Wright, 12.7 ppg, 6.2 rpg
 Justin Hamilton, 6.6 ppg, 1.8 rpg
 Orien Greene, 3.4 ppg, 2.4 rpg
 LaDarius Halton, 3.2 ppg, 1.5 rpg
 Bonell Colas, 3.0 ppg, 2.0 rpg

2001-02

(22-9, 10-6 SEC)

NCAA Tournament

F – Matt Bonner, 15.6 ppg, 7.2 rpg
 F – Orien Greene, 5.2 ppg, 2.8 rpg

C – Udonis Haslem, 16.0 ppg, 8.3 rpg
 G – Brett Nelson, 14.6 ppg, 3.3 apg
 G – Justin Hamilton, 8.5 ppg, 3.8 apg
 Top Subs – David Lee, 7.0 ppg, 4.7 rpg
 James White, 6.1 ppg, 2.9 rpg
 LaDarius Halton, 4.2 ppg, 1.5 rpg
 Bonell Colas, 3.6 ppg, 2.4 rpg

2002-03

(25-8, 12-4 SEC)

NCAA Second Round

F- Matt Bonner, 15.2 ppg, 6.1 rpg
 F- Matt Walsh, 12.2 ppg, 4.7 rpg
 C- David Lee, 11.2 ppg, 6.8 rpg
 G - Anthony Roberson, 12.3 ppg, 2.8 rpg
 G- Justin Hamilton, 8.0 ppg, 3.6 apg
 Top Subs – Brett Nelson, 6.3 ppg, 2.1 apg
 Bonell Colas, 4.8 ppg, 2.7 rpg
 Christian Drejer, 3.6 ppg, 2.4 apg
 Adrian Moss, 2.5 ppg, 1.9 rpg
 Mario Boggan, 2.3 ppg, 1.9 rpg
 Rashid Al-Kaleem, 1.8 ppg, 0.8 rpg

2003-04

(20-11, 9-7 SEC)

NCAA Tournament

F – Matt Walsh, 15.8 ppg, 4.8 rpg
 F – David Lee, 13.3 ppg, 6.8 rpg
 C – Adrian Moss, 6.8 ppg, 4.6 rpg
 G – Anthony Roberson, 17.9 ppg, 3.6 apg
 G – Lee Humphrey, 3.8 ppg, 1.2 rpg
 Top Subs – Bonell Colas, 4.9 ppg, 3.1 rpg
 Chris Richard, 3.8 ppg, 2.6 rpg
 Mohamed Abukar, 2.7 ppg, 2.1 rpg

2004-05

(24-8, 12-4 SEC)

NCAA Tournament Second Round

SEC Tournament Champions

F – Corey Brewer, 7.5 ppg, 3.4 rpg
 F – David Lee, 13.6 ppg, 9.0 rpg
 C – Al Horford, 5.6 ppg, 6.5 rpg
 G – Matt Walsh, 14.6 ppg, 3.0 apg
 G – Anthony Roberson, 17.5 ppg, 2.4 apg
 Top Subs – Lee Humphrey, 4.8 ppg, 1.0 rpg
 Taurean Green, 3.9 ppg, 2.2 apg
 Joakim Noah, 3.5 ppg, 2.5 rpg
 Chris Richard, 3.3 ppg, 2.5 rpg
 Adrian Moss, 2.4 ppg, 2.3 rpg

2005-06

(33-6, 10-6 SEC)

NCAA Champions

SEC Tournament Champions

F – Corey Brewer, 12.7 ppg, 4.8 rpg
 F – Joakim Noah, 14.2 ppg, 7.1 rpg
 C – Al Horford, 11.3 ppg, 7.6 rpg
 G – Lee Humphrey, 10.9 ppg, 1.9 apg
 G – Taurean Green, 13.3 ppg, 4.7 apg
 Top Subs – Chris Richard, 5.9 ppg, 3.6 rpg
 Walter Hodge, 3.8 ppg, 1.2 apg
 Adrian Moss, 3.1 ppg, 2.4 rpg

ALL-TIME LINE UPS



In 2011-12, the Gators captured their fifth all-time SEC title and their third outright conference championship, led by the starting group of (L-R) SEC Player of the Year Chandler Parsons, Alex Tyus, Erving Walker, Vernon Macklin and Kenny Boynton.

2006-07

(35-5, 13-3 SEC)
NCAA Champions
SEC Champions

SEC Tournament Champions

F – Corey Brewer, 13.2 ppg, 4.7 rpg
 F – Joakim Noah, 12.0 ppg, 8.4 rpg
 C – Al Horford, 13.2 ppg, 9.5 rpg
 G – Lee Humphrey, 10.3 ppg, 1.3 apg
 G – Taurean Green, 13.3 ppg, 3.7 apg
 Top Subs – Chris Richard, 6.2 ppg, 3.7 rpg
 Walter Hodge, 5.7 ppg, 1.5 apg
 Marreese Speights, 4.1 ppg, 2.6 rpg
 Dan Werner, 1.8 ppg, 1.3 rpg

2007-08

(24-12, 8-8 SEC)
NIT Final Four

F – Dan Werner, 9.1 ppg, 6.4 rpg
 C – Marreese Speights, 14.5 ppg, 8.1 rpg
 G – Walter Hodge, 10.4 ppg, 2.9 apg
 G – Nick Calathes, 15.3 ppg, 6.1 apg
 G – Jai Lucas, 8.5 ppg, 2.3 apg
 Top Subs – Chandler Parsons, 8.1 ppg, 4.0 rpg
 Alex Tyus, 4.3 ppg, 2.6 rpg
 Adam Allen, 4.0 ppg, 0.8 rpg

2008-09

NIT (25-11, 9-7 SEC)

F – Dan Werner, 8.9 ppg, 4.9 rpg
 F – Chandler Parsons, 9.2 ppg, 5.7 rpg
 C – Alex Tyus, 12.5 ppg, 6.2 rpg
 G – Walter Hodge, 8.9 ppg, 2.3 apg
 G – Nick Calathes, 17.2 ppg, 6.4 apg
 Top Subs – Erving Walker, 10.1 ppg, 2.3 apg
 Kenny Kadji, 4.4 ppg, 2.7 rpg
 Ray Shipman, 3.8 ppg, 2.1 rpg
 Allan Chaney, 3.0 ppg, 2.1 rpg

2009-10

(21-13, 9-7 SEC)

NCAA Tournament First Round

F – Chandler Parsons, 12.4 ppg, 6.9 rpg
 F – Alex Tyus, 11.8 ppg, 6.9 rpg
 C – Vernon Macklin, 10.6 ppg, 5.5 rpg
 G – Kenny Boynton, 14.0 ppg, 2.7 apg
 G – Erving Walker, 12.6 ppg, 4.9 apg
 Top Subs – Dan Werner, 4.6 ppg, 4.1 rpg
 Erik Murphy, 3.5 ppg, 2.4 rpg
 Ray Shipman, 2.7 ppg, 1.6 rpg

2010-11

(29-8, 13-3 SEC)

NCAA Southeast Region Finals
SEC Champions

F – Chandler Parsons, 11.3 ppg, 7.8 rpg
 F – Alex Tyus, 9.1 ppg, 6.2 rpg
 C – Vernon Macklin, 11.6 ppg, 5.4 rpg
 G – Kenny Boynton, 14.2 ppg, 2.6 apg
 G – Erving Walker, 14.6 ppg, 3.4 apg
 Top Subs – Erik Murphy, 4.3 ppg, 2.3 rpg
 Patric Young, 3.4 ppg, 3.8 rpg
 Scottie Wilbekin, 2.4 ppg, 1.6 apg

2011-12

(26-11, 10-6 SEC)

NCAA West Region Finals

F – Erik Murphy, 10.5 ppg, 4.5 rpg
 C – Patric Young, 10.2 ppg, 6.4 rpg
 G – Kenny Boynton, 15.9 ppg, 2.7 apg
 G – Erving Walker, 12.1 ppg, 4.6 apg
 G – Bradley Beal, 14.8 ppg, 6.7 rpg
 Top Subs – Mike Rosario, 6.6 ppg, 1.4 rpg
 Will Yeguete, 4.4 ppg, 6.3 rpg
 Scottie Wilbekin, 2.6 ppg, 1.6 apg

With the starting five of (L-R) Joakim Noah, Al Horford, Corey Brewer, Taurean Green and Lee Humphrey, the Gators claimed the 2006 and 2007 national championships. The Gators are one of only two teams (Duke, 1991-92) to claim back-to-back national titles since UCLA's run of seven in a row from 1967-73.



ALL-TIME LETTERMEN

A

Aaron, Patrick 1987, 88
 Abukar, Mohamed 2004
 Adams, J.S. 1917
 Adamson, John 1978, 79
 Agee, Robert 1969, 70, 71
 Al-Kaleem, Rashid 2003, 04
 Aldridge, Mike 1979
 Allen, Adam 2008, 11
 Anderson, Jason 1993, 94, 95, 97
 Appleby, Ryan 2004
 Armstrong, Greg 1975, 76
 Atkinson, Bill 1946, 47, 48, 49 (C)

B

Baker, Ira 1930, 31, 32
 Baker, L.F. 1913
 Bales, Buddy 1962, 63 (C)
 Baraks, Brad 1964
 Barbee, Tom 1962, 63 (C)
 Barnes, Ed 1977
 Bates, Clayton 1993, 94, 95, 96
 Baxley, Tom 1963, 64, 65
 Beal, Bradley 2012
 Beckwith, Jack 1935, 36
 Beeler, Paul 1913 (C)
 Beeler, R.F. 1913
 Belden, Douglas 1945 (C)
 Bellamy, Jerry 1978, 79, 80
 Benefield, Roger 1956
 Benjamin, Edward 1945, 47
 Benton, Travis 1984
 Berry, Jack 2005, 06, 07
 Bert, Harold 1951
 Billings, Jerry 1951
 Boe, Dan 1970, 71, 72
 Boggan, Mario 2003
 Bonner, Al 1975, 76, 77, 78 (C)
 Bonner, Matt 2000, 01, 02, 03 (C)
 Boone, Donald 1958
 Boozer, Ray 1938
 Bostic, Don 1974, 75, 76, 77 (C)
 Bookers, Max 2002
 Boynton, Kenny 2010, 11, 12
 Bradley, William 1931, 32, 33
 Brendler, Chuck 1957
 Brewer, Corey 2005, 06, 07
 Brewster, Larry 1975, 76, 77, 78 (C)
 Bridges, Lamar 1947
 Briggs, Russell 1951
 Brodus, Cornelius 1986
 Brown, A.E. 1926
 Brown, Brennan 1932, 33 (C)
 Brown, Craig 1991, 92, 93, 94 (C)
 Brown, Douglas 1972
 Brown, Mike 1979
 Bryant, Aaron 1976
 Burgess, John 1953
 Burroughs, Johnny 1935, 36, 37
 Byrd, C.Y. 1920, 21, 22 (C)

C

Calathes, Nick 2008, 09
 Caldwell, Norman "Bruno" 1974, 75
 Capers, Chris 1986, 87, 88
 Capko, Chris 2003
 Carlton, Doyle 1942, 43 (C)
 Carlton, Jermaine 1993

Carruthers, Bill 1928
 Carter, B.J. 1990, 91
 Casares, Richard 1952, 53 (C)
 Castineyra, Rollie 1984, 85, 86, 87
 Ceravolo, Darryl 1972
 Cesare, Malcolm 1976, 77, 78, 79 (C)
 Chalker, Henry 1939, 40 (C)
 Chaney, Allan 2009
 Chason, Hubert 1937, 38
 Chatman, Livingston 1988, 89, 91
 Chewing, Vernon 1969
 Christian, Floyd 1935, 36, 37 (C)
 Clark, Eddie 1962
 Clarson, Ric 1976, 77, 78, 79 (C)
 Clemons, Ben 1929, 30
 Clemons, W.N. 1931
 Close, Donald 1974, 75
 Cody, Neil 1961, 62
 Coe, Harry 1952, 53
 Cohen, M. 1920, 21
 Colas, Bonell 2001, 02, 03, 04
 Colson, K.D. 1929, 30
 Commander, Frank 1943
 Cooper, F.P. 1918
 Copeland, Ted 1953, 54, 55, 56 (C)
 Corbeau, Andre 1953
 Cornell, Henry 1949, 50
 Corso, John 1979
 Cotton, Jimmy 1978, 79, 80
 Cox, Clifford 1970, 71
 Coxe, C. 1920 (C)
 Coxe, W. 1920
 Coy, John 1977, 78
 Crabtree, Clyde 1928, 29
 Crafton, Reed 1986, 87
 Craig, Phil 1942
 Cristell, Greg 1997, 98
 Cross, Dan 1992, 93, 94, 95 (C)
 Cunkle, Curtis 1951, 52, 53
 Currington, Jon 1986
 Crejciec, Charlie 1937, 38

D

Davies, C., 1913
 Davis, Adriel 2000, 01
 Davis, Bob 1953
 Davis, Dwayne 1988, 89, 90, 91
 Davis, Tony 1993
 Decker, E. 1926
 DeClercq, Andrew 1992, 93, 94, 95 (C)
 Delancy, Vernon 1981, 82, 83, 84 (C)
 Delgado, Conrad 1946
 Dickens, Hayes 1981
 Dorsett, Luke 1930, 31
 Doss, Lew 1954, 55
 Drejer, Christian 2003
 Dryden, Frank 1951
 Duncan, F.H. 1922
 Duncan, W.E. 1918
 Dunn, Harry 1967
 Dupay, Teddy 1999, 2000, 01
 Duva, Anthony 1971
 Dyrkolbotn, Svein 1992, 93, 94, 95

E

Eddy, Byron 1923, 24, 25
 Edelson, Steve 1988
 Edminston, William 1945
 Edwards, Terry 1992

Eggleston, John 1953
 Elish, Steve 1940, 41, 42 (C)
 Emmelhainz, Mel 1930, 31, 32 (C)
 Emrick, Bob 1954, 55, 56, 57 (C)
 Enwall, Hayford 1925
 Eppert, Ken 1935, 36, 37
 Etheridge, Franklin 1959

F

Fahs, J. 1923
 Feazel, Kurt 1968, 69
 Felson, E. 1927
 Felson, Martin 1928
 Findley, Darryl 1991
 Findley, Earl 1970, 71 (C)
 Fletcher, Tim 1972, 73, 74 (C)
 Ford, Charles 1943
 Forsyth, Bill 1935, 36
 Fotiou, Nick 1969, 70
 Fox, Newell 1958
 French, C. 1927
 Fricke, Hudson 2008, 09, 10
 Friedman, Stan 1952
 Fritz, Chuck 1977, 78
 Fueyo, Louis 1943
 Futch, R.G. 1913

G

Gaither, Billy 1936
 Gangi, Larry 1957
 Garcia, Renaldo 1989, 90, 91
 Gates, Jerry 1964
 Giombetti, Mark 1979, 80, 81
 Gasper, Richard 1977, 78 (C)
 Godwin, William 1949
 Goldstein, E.M. 1924, 25
 Gordon, Ike 1938
 Graham, Billy 1957
 Graham, Dennis 1983
 Grandholm, Jim 1980
 Gray, H.L. 1922, 23
 Green, T.P. 1921
 Green, Taurean 2005, 06, 07
 Greene, Orien 2001, 2002
 Greiner, Augie 1953, 54, 55, 56
 Gresham, Darryl 1984, 85
 Griffin, Charles 1983, 84
 Griffiths, John 1994, 95, 96, 97
 Grimsley, Hosie 1990, 91, 92, 93 (C)
 Gruetzmacher, Robert 1945
 Gunn, George 1931, 33, 34 (C)
 Gurley, Bill 1988

H

Hager, Jack 1942, 43, 46
 Haimovitch, Seth 2002, 03, 04
 Hait, Kenneth 1923, 24
 Hall, Brady 1945
 Halton, LaDarius 1999, 01, 02
 Hamilton, Harry 1947, 48, 49, 51
 Hamilton, Justin 2000, 01, 02, 03 (C)
 Hampton, Theo 1952
 Hannah, Reggie 1978, 79, 80
 Harby, Earl 1935
 Harden, Rob 1982
 Harris, R.A. 1916, 18
 Harris, Wade 1983
 Hartsaw, Ken "Pete" 1946 (C)

Harvey, Donnell 2000
 Haskins, Harold 1945, 49, 51
 Haslem, Udonis 1999, 2000, 01, 02
 Hausenbauer, Eddie 1942
 Hayford, Warren 1915
 Henderson, Brooks 1963, 64, 65 (C)
 Henderson, Gerald 1956, 57, 58
 Henderson, Jeff 1946, 47
 Henderson, W.B. 1914, 15 (C), 18
 Hester, L.F. 1913
 Heuck, C. 1920
 Highley, Mont 1963, 64 (C), 65
 Highley, Skip 1965, 66, 67 (C)
 Hill, Dametri 1993, 94, 95, 96 (C)
 Hirsch, Earl 1932
 Hitchins, George 1951, 52
 Hoban, Richard 1958, 59 (C)
 Hobbs, Joe 1956, 57, 58 (C)
 Hodge, Walter 2006, 07, 08, 09
 Hoffman, Jay 1952
 Hoffmann, Bob 1963, 64, 65, 66 (C)
 Hogan, Brian 1989, 90, 91, 92
 Holland, S.L. 1915
 Hoover, Jerry 1970, 71, 72 (C)
 Horford, Al 2005, 06, 07
 Horton, Jamaal 1998
 Houston, Scooter 1970, 71
 Huertas, David 2006
 Hughes, Harold 1938
 Hughes, Jimmy 1932, 33, 34
 Hughes, K.K. 1921
 Humphrey, Lee 2004, 05, 06, 07

I

Igou, Bob 1925, 26
 Ingram, Cornelius 2005

J

Jackson, George 1982, 83, 84
 Jackson, Willie 1990, 91
 Jarrett, Jim 1962
 Jaycox, Theodore 1949, 50, 51 (C)
 Jenkins, Wyndell 1988, 89
 Jeremiassen, H. 1920, 21
 Johnson, 1914
 Johnson, Les 1951
 Johnston, Edgar 1950
 Jones, Edgar 1924 (C), 25 (C)
 Jones, John 1957
 Jones, Melven 1986, 87
 Jung, George 1959, 60, 61

K

Kadji, Kenny 2009, 10
 Keller, Gary 1965, 66, 67
 Kelley, Harold 1971
 Kerr, Michael 1989, 90
 King, Dave 1984
 King, Ronnie 1999, 2000, 02
 Kinney, Erron 1997
 Kinsey, H.D. 1934
 Kiracofe, Joe 1926, 27
 Kliewer, David 2000, 01
 Koch, William A. 1939
 Koss, Bill 1963, 64, 65
 Kuisma, Martti 1991, 92, 93, 94
 Kurtz, Jacob 2012

ALL-TIME LETTERMEN

L

Lalich, Todd 1969
 Land, William 1946
 Larson, Cody 2012
 Lawrence, Joe 1984, 85, 86 (C), 87 (C)
 Lawrence, Pat 1985, 86, 87, 88
 Leach, Bill 1951, 52
 Leath, Randall 1982, 83, 84, 85
 Leatherwood, Michael 1968, 69
 Lederman, Michael 1973, 74, 75, 76 (C)
 Lee, Antrone 1996
 Lee, David 2002, 03, 04, 05
 Lee, E. O. 1942
 Lee, James 1990
 Leibowitz, Richard 1963
 Leon, Francisco 1985
 Lett, Clifford 1986, 87, 88, 89 (C)
 Letzkus, Joe 1926, 27
 Lewis, Skip 1969
 Licker, Ralph 1946
 Lindsay, Bob 1975, 76
 Lorenz, Ernest 1971
 Love, Jack 1935
 Love, Jimmy 1932, 33, 34
 Lubel, William 1946
 Lucas, Jai 2008
 Lukco, Ed 1969, 70, 71
 Luyk, Clifford 1960, 61, 62
 Lyons, Nino 1979

M

Macklin, Vernon 2010, 11
 Maddox, Damen, 1995, 96, 97, 98
 Madison, W.M. 1921 (C)
 Mahoney, Ed 1965, 66
 Manchester, Bud 1942
 Manee, Harry 1951
 Marshall, Otis 1924
 Matthews, Tony 1980
 Maxwell, Vernon 1985, 86, 87, 88
 Maynard, Jack 1938, 39, 40 (C)
 McCarty, John 1937
 McClanahan, Kyle 2009, 10
 McClary, Kenny 1985, 86, 87, 88
 McCraney, Ken 1978, 79, 80, 81 (C)
 McDaniel, Maurice 1979, 80
 McDowell, Eugene 1982, 83, 84, 85 (C)
 McElroy, Gary 1966, 67, 68
 McFarland, Mike 1996, 97, 98
 McGinnis, Michael 1968, 69
 McKinnon, Kelly 1989, 90
 McLucas, Leonard 1928, 29, 30
 Meeks, Malcolm 1972
 Meigs, Joe 1961, 62
 Merchant, Louis 1959, 61, 62 (C)
 Merritt, G. 1913
 Metzger, Joe 1961, 62
 Meyers, Vachon 1950
 Mickens, Tony 1994, 95
 Miller, David 1966, 67, 68 (C)
 Miller, Dean 1939, 40
 Miller, Jeff 1970, 71
 Miller, Julian 1947, 48, 49, 50 (C)
 Miller, Mike 1999, 2000
 Miller, N.W. 1922, 23
 Miller, Tony 1971, 72, 73 (C)
 Milligan, Mike 1979, 80, 81
 Millman, Manning 1927
 Mitchell, Don 1925, 26

Mitchell, Jonathan 2007, 08
 Mitchell, Thomas 1952
 Montgomery, Ronnie 1985, 86, 87, 88
 Moon, Paul 1938
 Moore, Bruce 1964
 Moore, Eddie 1934
 Moore, Jerry 1974, 75, 76
 Morrison, Carlos 1961, 62, 63
 Morrow, Hubert 1953
 Morton, Paul 1964, 65, 66 (C)
 Moses, Mike 1981, 82
 Mosney, Paul 1959, 60, 61
 Moss, Adrian 2003, 04, 05, 06
 Moss, Roland 1921, 22, 23 (C)
 Moten, Andrew 1984, 85, 86 (C), 87 (C)
 Murphy, Erik 2010, 11, 12

N

Nagle, Bill 1971
 Nelson, Brett 2000, 01, 02, 03 (C)
 Newton, Ark 1923, 26
 Newton, R.O. 1922
 Newton, Virgil 1924
 Nichols, Bob 1956
 Nims, Bob 1953, 54, 55
 Nnaji, Obiora 1998, 99
 Noah, Joakim 2005, 06, 07
 North, Merle, 1929
 Norton, Clyde 1923
 Norton, Pete 1925
 Nunez, Eddie 1997, 98

O

O'Berry, W.H. 1916
 O'Connor, Patrick 1998, 99
 Owens, Andrew 1968, 69, 70 (C)
 Oxford, James 1937

P

Pace, Richard "Dick" 1947, 48
 Palmer, Nabe 1982, 83, 84
 Parker, Major 1998, 99, 2000 (C), 01 (C)
 Parsons, Chandler 2008, 09, 10, 11
 Payne, Shane 2008
 Peek, Richard 1964
 Pemberton, William 1943
 Pennington, Fonia 1937
 Perrine, George 1928, 29 (C), 30
 Perry, Marty 1981
 Petersen, Robert 1951
 Pike, Charles 1956, 58, 59 (C)
 Pitchford, Walter 2012
 Pittman, R.G. 1931, 32
 Pittman, R.S. 1933
 Platt, Harry Jr. 1943
 Poh, Ronald 1961
 Poole, Stacey 1990, 91, 92, 93 (C)
 Poore, Ed 1966, 67
 Porter, Steve 1977, 78
 Potter, A.H. 1922
 Powell, Brandon 2007
 Powell, Sonny 1952, 53, 54, 55 (C)
 Prather, Casey 2011, 12
 Pulliam, L.C. 1913
 Purvis, Tom 1971
 Puschak, Tom 1953
 Pyle, C.E. 1913

R

Rabhan, Walter 1958, 59, 60
 Ramos, Jose 1989
 Ramsdell, W.A. 1914, 15, 16
 Ramsey, Jeff 1965, 66, 67
 Ratliffe, Willie 1953
 Raybon, Al 1938
 Reen, Pat 1938, 40, 41
 Reinhart, Joel, 1994, 95, 96, 97
 Repass, Joseph 1975
 Richard, Chris 2004, 05, 06, 07
 Rickett, Robert 1934, 35, 36
 Roberson, Anthony 2003, 04, 05
 Roberts, Roy 1951, 52, 53 (C)
 Robles, O.S. 1916
 Rogers, Tony 1982, 83
 Roher, Dick 1958
 Rollyson, Mike 1966, 67, 68
 Rome, Roger 1975
 Rosario, Mike 2012
 Roseboro, Quan 1980
 Roseboro, Melvin 1980
 Rowe, Louis 1991, 92
 Ryan, Robert 1943, 46

S

Sadler, Gene 1962
 Salzer, Billy 1929
 Sanders, Len 1976, 77 (C)
 Sarra, Lamar 1925, 26 (C)
 Saso, Mark 1985, 86
 Schintzius, Dwayne 1987, 88, 89, 90
 Schintzius, Travis 1990
 Schulman, Harold 1950, 51
 Seay, Erwin 1926
 Shannon, Eddie 1996, 97, 98, 99 (C)
 Shearer, Welcome 1933, 34, 35 (C)
 Sheldon, Danny 1984, 85
 Shellabarger, Curtis 1974
 Sherwood, Robert 1958, 59, 60 (C)
 Shipman, Ray 2009, 10
 Shiver, Robert 1959, 60, 61 (C)
 Shy, Eugene 1973, 74, 75, 76 (C)
 Sikes, J.F. 1914, 16
 Simpson, Thomas 1959, 60
 Smathers, George 1934, 35, 36 (C)
 Smith, Charles 1957
 Smith, Harry 1924, 25
 Smith, Horace 1924
 Smith, Red 1926, 27 (C)
 Smyth, Robert 1974, 75, 76, 77 (C)
 Sommese, Lanny 1963, 64
 Sparkman, J. 1918
 Speights, Marreese 2007, 08
 Spruel, Kendrick 1996, 97
 Stanley, W.A. 1924, 25
 Steger, Henry 1943
 Stevenson, Andy 1952
 Stewart, Scott 1990, 91, 92, 93 (C)
 Stobbs, Thomas 1945
 Stokes, Elam 1951
 Stokes, Taylor 1962, 63, 65
 Stokely, Ron 1956, 57
 Stolt, Greg 1996, 97, 98, 99 (C)
 Strawbridge, Tim 1981
 Swanson, Brett 2006, 07
 Swanson, C. 1913
 Swanson, F.M. 1914
 Swanson, R.G. 1913

Swanson, T.J. 1914 (C) 15, 16

T

Talbot, Bill 1951
 Tanzler, Hans 1947, 48, 49, 50 (C)
 Telepas, George 1958
 Teshner, Howey 1952
 Thompson, Brian 1993, 94, 95, 96 (C)
 Thompson, H.L. 1925, 26
 Thompson, L.L. 1922, 23, 24
 Thompson, Mark 1972, 73, 74 (C)
 Thompson, Norris 1940, 41
 Timinski, Mark, 1997, 98, 99
 Tishman, Rod 2010
 Tomlinson, Dick 1963, 64, 65
 Touchberry, Burt 1954, 55, 56, 57
 Tringas, Johnnie 1952, 53, 54
 Trogdon, George 1927
 Turner, James 1945
 Turner, Tim 1990, 91, 92
 Tyler, Garrett 2005, 06, 07
 Tyus, Alex 2008, 09, 10, 11

U

Ulmer, Jeremy 1991, 92

V

VanCamp, Roy 1914, 15, 16 (C)
 Van Ness, Kenneth 1972
 Van Noy, Bob 1978, 80
 Van Sickle, Dale 1928, 29, 30 (C)
 Vargas, Eloy 2009
 Vasquez, Richard 1968, 69
 Veque, Martin 1927
 Vinal, Nelson 1951
 Visscher, David 1983, 84

W

Waddell, Gary 1971, 72
 Walk, Neal 1967, 68, 69 (C)
 Walker, Erving 2009, 10, 11, 12
 Walker, Ion 1926, 27, 28
 Walker, Johnny 1989
 Walker, Troy 1972
 Walsh, Matt 2003, 04, 05
 Walton, Bud 1939, 40
 Walton, W.L. 1941
 Ward, H. 1920
 Ward, W. 1920, 21
 Warner, Robert 1933, 34, 35
 Waters, Dale 1929, 30, 31 (C)
 Watts, Chip 1981
 Weaks, Kenyan 1997, 98, 99, 2000 (C)
 Weisenberg, Michael 2008
 Welch, William 1945, 48, 49
 Weller, Richard 1950, 51
 Welsh, Boyd 1967, 68, 69
 Werner, Dan 2007, 08, 09, 10
 Wetherington, Merrill "Red" 1951, 52
 Wheeler, Rick 1958
 Whiddon, Clifford 1937
 Whitaker, Glenn 1924
 White, James 2002
 Wilbekin, Scottie 2011, 12
 Williams, Chip 1973, 74, 75 (C)
 Williams, Dan 1995, 96, 97, 98
 Williams, Dennis 1974, 75

ALL-TIME LETTERMEN

Williams, Greg 1994, 95, 96, 97
 Williams, Jason 1998
 Williams, LeRon 1995, 96
 Williams, Rodney 1982, 83
 Williams, Ronnie 1981, 82, 83, 84 (C)
 Williams, Steve 1972, 73, 74 (C)
 Williams, Tony 1988
 Williams, Wayne 1958
 Winkler, Harry 1966, 67, 68
 Wood, C.P. 1918
 Woods, J.P. 1928
 Woolery, Richard 1945
 Worley, Lee 1924
 Wright, Brent 1998, 99, 2000 (C), 2001 (C)

Y

Yeguete, Will 2011, 12
 Yinshannis, Frank 1939, 40, 41 (C)
 Yonge, J.E. 1916
 Young, Patric 2011, 12
 Young, Tyrone 1981

Z

Zdanukas, Vincent 1939, 40, 41
 Zinn, James 1956, 57, 58

ALL-TIME MANAGERS

Adams, Garth (1985-86)
 Adel, Josh (Head Manager; 2008-12)
 Ahlberg, Rick (1973-76)
 Argo, Jennigs (1954)
 Argo, William Jr. (1955)
 Ausley, Chas. (Freshman Manager; 1927)
 Ball, Quentin (1996-2000)
 Barton, Brian (Head Manager; 1997-2002)
 Beckworth, Tarvis (1998)
 Bell, Douglas (Freshman Manager; 1961)
 Benzion, Kyle (2011)
 Blinder, Eric (2006)
 Brendler, Charles (Varsity Manager; 1958)
 Brendler, Chuck (1959)
 Boley, Bob (Varsity Manager; 1929-30)
 Bopp, Jesse (2009)
 Boynton, William B. (1939-40)
 Buchert, Mike (1997-2001)
 Buhmeyer, Gary (Freshman Manager; 1960)
 Burkhardt, Dan (2010-11)
 Byrd, C.Y. "Check" (Varsity Manager; 1921-23)
 Carter, Evan (2010-11)
 Carter, Stott (1996-2001); Head Manager (2001)
 Cody, Neal (1962-63)
 Cook, Mike (1980-82)
 Cox, Daniel (1990-91)
 Crawford, Carl (Varsity Manger; 1960)
 Crayne, Bob (1977-78)
 Daigneault, Mark (2011-12)
 Darby, Tim (2001-04)
 Datz, Harold Jay (Freshman Manager; 1957)
 Davis, C.W. Butch (Freshman Manager; 1962)
 Donovan, Colby (2010-12)
 Draper, Daryl (1992)
 Edwards, Brian (1993)
 Essrig, Marvin (Varsity Manager; 1940-42)

Farring, Richmond R. (Freshman Manager; 1958)
 Fleet, Erwin (1944-47)
 Foote, Nicholas (1990)
 Fuller, Tom (Varsity Manager; 1925-27)
 Fryer, Byrd (Varsity Manager; 1935-36)
 Galloway, Wayne (1972-73)
 Gard, Casey (1987)
 Gatliff, Robert (Varsity Manager; 1964-65)
 Gilbert, Brandon (2012)
 Gilreath, Kyle (2005-09)
 Grimberg, Steven (1993-95)
 Grubar, Bob (1979)
 Guin, Jeff (1995-97; Head Manager 1997)
 Harby, Earl (1935)
 Hardin, Ryan (1993-94)
 Havery, Don (Freshman Manager; 1968-69)
 Herlong, Byron (Varsity Manager; 1933-34)
 Hewitt, Bobby (1988)
 Hyhdn, Sobal (Freshman Manager; 1928)
 Jamerson, LaVern (Varsity Manager; 1955-57)
 Jensen, David (Freshman Manager; 1951)
 Johnson, Bruce (Varsity Manager; 1951-53)
 Jones, Edgar (1923-24, Freshman Manager, 1923)
 Jones, Kirk (1988)
 Kalishman, Allen ("B" Team Manager; 1954)
 Kennedy, W.M. (1913)
 King, Ryan (2006-09)
 Klein, Tim (1988-90; Head Manager 1991-95)
 Klepper, Irving (Freshman Manager; 1936)
 Koontz, Joey (2006-09)
 Kurtz, Jacob (2011)
 Lewis, Hal Graham (Freshman Manager; 1958)
 Loggins, George Lester (Varsity Manager; 1970-73)
 Madison, Bill (1920-21)
 Marinak, Bob (1987-88)
 Maultsby, Dan (Freshman Manager; 1935)
 McCall, Matt (Head Manager; 2002-06)
 McCarty, Dan (Varsity Manager; 1932-33)
 McClellan, Broward (Varsity Manager; 1930-31)
 McGinnis, Richard Alan (Freshman Manager; 1971-72)
 McLain, James (Varsity Manager; 1949-50)
 Mervis, Chad (2012)
 Miller, J.A. (1914)
 Miller, Mark (1991)
 Miller, Walter (Freshman Manager; 1955)
 Mitchell, Edward (Varsity Manager; 1938-39)
 Mixon, Mickey (Freshman Manager; 1942)
 Moon, Lee (2003-05)
 Morris, Brandon (2012)
 Neal, Cody (Varsity Manager; 1963)
 Newkirk, Jack (Freshman Manager; 1965-67)
 Nunez, Eddie (Head Manager; 2000)
 Nunez, Mike (1996-97)
 Owens, Marcus (Varsity Manager; 1928-29)
 Pent, Vennie (1960-61)
 Poms, Eric (1985; Head Manager 1987-90)

Pozatek, Bob (Head Manager; 1999-2002)
 Price, Jack (Freshman Manager; 1934)
 Pugh, John (Freshman Manager; 1963)
 Pully, Stephen (Freshman Manager; 1956)
 Rafaniello, John (1985)
 Reeves, Brian (2002-05)
 Rion, Bill (Freshman Manager; 1942)
 Schneider, Al (1943)
 Seitlin, Jack (Freshman Manager, 1939)
 Seitz, Justin (2011)
 Shelby, Saul (Freshman Manager; 1938)
 Sidney, Richard (Varsity Manager; 1951)
 Sikes, J. (1915)
 Siverling, Matt (2003-04)
 Smith, Jamie (2010)
 Starkman, Daniel (2012)
 Stein, Mike (1993-96)
 Thompson, Jack (Varsity Manager; 1927-28)
 Thompson, William Lewis (Freshman Manager; 1950)
 Visscher, Jon (1983-85; Head Manager 1985)
 Waddell, Josh (1995-97)
 Weathers, Scott (1987-88)
 Webber, Owen (Varsity Manager; 1965-66)
 Weinar, Mike (2005-08)
 Weisman, Steve (1949)
 Willys, Doug (Freshman Manager; 1969-70)
 Winters, Ryan (2006-07)
 Wise, Matt (2012)
 Wittenstein, Joe (Varsity Manager; 1937-38)
 Wolinski, Herbert (Freshman Manger; 1942)
 Yarnall, William (Varsity Manager; 1931-32)
 Yon, Peyton (Varsity Manager; 1936-37)
 Young, Ben (Varsity Manager; 1968-69)
 Zehner, Todd (1990), Head Manager (1993)
 Zetrouer, Gary (1996-99; Head Manager 1999)
 Zhelesnik, Greg (2010)

ATHLETIC TRAINERS

(Since 1950)
 Barton, Bobby (1970-71)
 Cunningham, Jim (1963-65)
 Golin, Ernie (1969)
 Greathouse, Brady (1966-67)
 Griffith, Tony (1973-79)
 Jackson, Sidney (1961)
 Koenig, Chris (1992-2004)
 Lankford, Sam (1950-62)
 Mackie, Jim (1982-87)
 Lynn, Ken (1968)
 Mackie, Jim (1985-87)
 Schwake, Fred (1972)
 Sutton, Tony (1988-90)
 Webster, Keith (1980-81)
 Werner, Dave (2004-present)

STRENGTH AND CONDITIONING COORDINATORS

(Since 1992)
 Caldwell, Scott (1992-93)
 Glass, Rob (1997-99)
 Greene, Preston (2011-present)
 Herring, Matt (2004-11)
 Moorer, Pat (1994-96)
 Webster, Scott (2000-04)

FLORIDA NUMERICAL ROSTER

DID YOU KNOW?

The following numbers are legal: 0, 00, 1, 2, 3, 4, 5, 10, 11, 12, 13, 14, 15, 20, 21, 22, 23, 24, 25, 30, 31, 32, 33, 34, 35, 40, 41, 42, 43, 44, 45, 50, 51, 52, 53, 54 and 55. Team rosters can include 0 or 00, but not both. From 1958 to 1999 the numbers 1 and 2 were prohibited.

0

Jacob Kurtz (2012-present)
Jonathan Mitchell (2008)

00

Brent Wright (1998-2001)
Ronnie Montgomery (1985-88)
Nino Lyons (1979)
Richard Glasper (1977-78)

1

Kenny Boynton (2010-present)
Eloy Vargas (2009)
Brett Swanson (2006-07)
Anthony Roberson (2003-05)
Orien Greene (2001-02)

2

Corey Brewer (2005-07)
Mario Boggan (2003)
James White (2002)
Ronnie King (2000-01)

3

Mike Rosario (2012-present)
Ray Shipman (2009-10)
Brandon Powell (2007)
Seth Haimovitch (2002-04)
Eddie Shannon (1998-99)
Brian Thompson (1993-96)
Tim Turner (1991-92)
Pat Lawrence (1985-88)
Travis Benton (1984)
Marty Perry (1981)
Augie Greiner (1953)
Sonny Powell (1952)
George Hitchins (1951)

4

Patric Young (2011-present)
Kyle McClanahan (2009)
Shane Payne (2008)
Adrian Moss (2003-06)
Donnell Harvey (2000)
Mark Timinski (1997-99)
Antrone Lee (1996)
Craig Brown (1991-94)
Damon Dragotis (1988)
Joe Lawrence (1984-87)
Andre Corbeau (1953)
Thomas Mitchell (1952)
Bill Talbot (1951)

5

Scottie Wilbekin (2011-present)
Jai Lucas (2008)
Chris Capko (2003)
Teddy Dupay (1999-2001)
Jason Anderson (1993-95, 1997)
Andrew Moten (1984-87)
Joe Repass (1974)
Stan Friedman (1952)
Dick Weller (1951)

10

Cornelius Ingram (2005)
Christian Drejer (2004)
Brett Nelson (2000-03)
Greg Williams (1994-97)
Tony Davis (1993)
B.J. Carter (1990-91)
Jose Ramos (1989)
Patrick Aaron (1987-88)
Ronnie Montgomery (1985)
Mike Moses (1981-82)
Quan Roseboro (1980)
Norm Caldwell (1974-75)
Mark Thompson (1971)
Bob Nims (1953)

11

Erving Walker (2009-12)
Taurean Green (2005-07)
Christian Drejer (2003)
Ronnie King (1999)
Jamaal Horton (1998)
Dan Williams (1995-98)
Scott Stewart (1990-93)
Vernon Maxwell (1985-88)
Dave King (1983)
Melvin Roseboro (1980)
Don Bostic (1974)
Tony Miller (1971-73)
Willie Ratliffe (1953)
Roy Roberts (1951)

12

Lee Humphrey (2004-07)
Justin Hamilton (2000-03)
Dan Cross (1992-95)
Francisco Leon (1985)
Vernon Delancy (1981-84)
Tim Fletcher (1972-74)
Tony Duva (1971)
Curt Cunkle (1951)

13

Joakim Noah (2005-07)
Mike Miller (1999-2000)
Willie Jackson (1990-91)
Wyndell Jenkins (1988-89)
Jimmy Cotton (1978-80)
Don Bostic (1975-77)
Darryl Ceravolo (1970-72)
Richard Vasquez (1968-69)
Joe Hobbs (1956-58)
Bob Davis (1953)
Theo Hampton (1952)
Elam Stokes (1951)

14

Adam Allen (2008-2011)
Eddie Shannon (1996-97)
Darryl Gresham (1984-85)
John Jones (1957)
Teddy Copeland (1954-56)

Jay Hoffman (1952)
Ted Jaycox (1948-51)

15

Will Yeguete (2011-present)
Walter Hodge (2006-2009)
Matt Bonner (2000-03)
Eddie Nunez (1997-98)
Martti Kuisma (1991-94)
Ken McCraney (1978-81)
Chuck Fritz (1977-78)
Greg Armstrong (1975-76)
Jerry Hoover (1970-72)
Norm Caldwell (1974-75)
Mike Leatherwood (1968-69)
Lou Merchant (1961)
Walter Rabhan (1958)
Burt Touchberry (1954-57)
Harry Coe (1952-53)
Pete Petersen (1951)

20

Kyle McClanahan (2010-11)
David Kliewer (2000-01)
Mike McFarland (1996-97)
Terry Edwards (1992)
Renaldo Garcia (1989-91)
Stephen Edelson (1988)
Reed Crafton (1986-87)
Danny Sheldon (1984-85)
Jeff Kelley (1983)
Bob Van Noy (1978-80)
Len Sanders (1976-77)
Tim Fletcher (1971)
Jerry Hoover (1969)
Bruce Moore (1964)
Taylor Stokes (1962-63)
Bobby Shiver (1961)
Rick Wheeler (1958)
Bob Emrick (1954-57)
Sonny Powell (1953)

21

Dan Werner (2007-10)
Mohamed Abukar (2004)
Max Booker (2002)
Joel Reinhart (1994-97)
Louis Rowe (1991-92)
Tim Turner (1989-90)
Kenny McClary (1985-88)
Mike Aldridge (1979)
John Coy (1977-78)
Bob Lindsay (1975-76)
Jeff Miller (1969)
Ed Mahoney (1965-66)
Brad Baraks (1964)
Joe Meigs (1962)
Dick Hoban (1957-58)
Bill Leach (1951-52)

22

Michael Weisenberg (2008)
Jack Berry (2005-07)
Rashid Al-Kaleem (2003-04)

Kenyan Weaks (1997)
Stacey Poole (1990-93)
Chris Capers (1986-88)
David Visscher (1983-84)
Mike Milligan (1979-81)
Steve Porter (1976-78)
Chip Williams (1973-75)
Troy Walker (1972)
Jeff Miller (1970-71)
Kurt Feazel (1967-68)
Tom Baxley (1963-65)
Jim Jarrett (1962)
Ronnie Poh (1961)
Newell Fox (1958)
Charlie Pike (1956)
Hubert Morrow (1953)
George Hitchins (1952)
Harold Bert (1951)

23

Bradley Beal (2012)
Alex Tyus (2008-2011)
Jonathan Mitchell (2007)
Garrett Tyler (2005)
Ryan Appleby (2004)
LaDarius Halton (1999-2002)
Hosie Grimsley (1990-93)
Clifford Lett (1986-89)
Charles Griffin (1983-84)
Rob Harden (1982)
Mark Giombetti (1979-81)
Ed Barnes (1977)
Gene Shy (1973-76)
Don Close (1972)
Hal Kelley (1971)
Kurt Feazel (1969)
Ed Lukco (1968)
Harry Dunn (1967)
Paul Morton (1964-66)
Neil Cody (1962)
Buddy Bales (1961)
Don Boone (1958)
John Burgess (1953)
Red Wetherington (1951)

24

Casey Prather (2011-present)
Allan Chaney (2009)
David Lee (2002-05)
Greg Stolt (1996-99)
George Jackson (1982-84)
John Adamson (1978-79)
Roger Rome (1973-74)
Hans Tanzler (1971)
Hal Kelley (1970)
Todd Lalich (1969)
Lanny Sommese (1963-64)
Gene Sadler (1962)
Paul Mosney (1961)
George Telepas (1958)
Charlie Smith (1956-57)
Harold Haskins (1945, 49, 51)

25

Chandler Parsons (2008-2011)
Garrett Tyler (2006-07)
Major Parker (1998-2001)
Kendrick Spruel (1996-97)
Brian Hogan (1989-92)
Ronnie Williams (1981-84)
Ric Clarson (1976-79)
Joe Repass (1975)
Skip Lewis (1969)
Mike Rollyson (1966-68)
Brooks Henderson (1963-65)
Eddie Clark (1962)
George Jung (1958-61)
Chuck Brendler (1957)
Tom Puschak (1953)
Andy Stevenson (1952)
Edgar Johnson (1949-51)

30

Kenny Kadji (2009-10)
Clayton Bates (1993-96)
Travis Schintzius (1990)
Rodney Williams (1982-83)
Tyrone Young (1981)
Jerry Moore (1973-74)
Ernest Lorenz (1971)
Nick Fotiou (1968-70)
Edd Poore (1964-67)
Carlos Morrison (1962-63)
John Eggleston (1953)

31

Jeremy Ulmer (1991-92)
Scooter Houston (1970)
Mike McGinnis (1968)
Gary Keller (1964-67)
Richard Leibowitz (1963)
Lou Merchant (1962)
Jim Zinn (1956-58)
Larry Scott (1953)
Howie Teshar (1952)
Harry Manee (1951)

32

Vernon Macklin (2010-2011)
Chris Richard (2004-07)
Patrick O'Connor (1998-99)
LeRon Williams (1995-96)
Nick Sanchez (1992)
Livingston Chatman (1988-89, 91)
Cornelius Brodus (1985-86)
Tony Rogers (1982-83)
John Corso (1979)
Al Bonner (1975-78)
Tom Purvis (1970-71)
Vernon Chewning (1969)
David Miller (1966-68)
Dick Tomlinson (1963-65)
Joe Metzger (1962)
Carlos Morrison (1961)

FLORIDA NUMERICAL ROSTER

John Tringas (1952-53)
Nelson Vinal (1951)
33

Erik Murphy (2010-present)
Nick Calathes (2008-2009)
David Huertas (2006)
Adriel Davis (2000-01)
Greg Cristell (1996)
Tony Mickens (1994-95)
Darryl Findley (1991)
Dwayne Schintzius (1987-90)
Jon Currington (1986)
Nabe Palmer (1982-84)
Tony Matthews (1980)
Jerry Moore (1975-76)
Steve Williams (1972-74)
Ed Lukco (1969-71)
Harry Winkler (1965-68)
Tom Barbee (1962-63)
Neil Cody (1961)
Charlie Pike (1958)
Ron Stokely (1956-57)
Harold Schulman (1949-51)

34
Cody Larson (2012-present)
Marreese Speights (2007-08)
Obiora Nnaji (1998-99)
John Griffiths (1994-97)
Michael Kerr (1989-90)
Johnny Walker (1989)
Tony Williams (1988)
Melven Jones (1986-87)
Roger Rome (1975)
Mark Thompson (1972-74)
Cliff Cox (1970-71)
Boyd Welsch (1967-69)
Mike McGinnis (1966)
Bill Koss (1963-65)
Cliff Luyk (1960-62)

Teddy Copeland (1953)
Rick Casares (1952)
Chonny Meyers (1949-51)
35

Walter Pitchford (2012)
Greg Cristell (1997-98)
Dametri Hill (1993-96)
Mike Lederman (1973-76)
Malcom Meeks (1972)
Bill Nagle (1971)
Tony Duva (1968-70)
Skip Highley (1965-67)
Jerry Gates (1964)
Buddy Bales (1962-63)
Joe Meigs (1961)
Lew Doss (1955-56)
Harry Hamilton (1947-49, 1951)

40
Hudson Fricke (2009-10)
Svein Dyrkolbotn (1992-95)
Eugene McDowell (1982-85)
Jerry Bellamy (1978-80)
Bob Smyth (1974-77)
Dan Boe (1970-72)
Jeff Ramsey (1965-67)
Mont Highly (1963-64)
Jerry Henderson (1956-58)
Curtis Cunkle (1953)

41
Neal Walk (1967-69)
Bob Hoffmann (1963-65)
Wayne Williams (1955-58)
Frank Dryden (1951)

42
Rod Tishman (2009-10)
Al Horford (2005-07)
Bonell Colas (2001-04)
Erren Kinney (1997)

Cesar Portillo (1989)
Mark Saso (1984-86)
Malcolm Cesare (1976-79)
Don Close (1974-75)
Kevin Van Ness (1972)
Earl Findley (1970-71)
Gary McElroy (1966-68)
Richard Roher (1957-58)
Roger Benefield (1956)
Les Johnson (1951)

43
Randall Leath (1982-85)
Taylor Stokes (1965)
Bob Nichols (1956)
Jerry Billings (1951)

44
Matt Walsh (2003-05)
Damen Maddox (1995-98)
Jermaine Carlton (1993)
Gary Willoughby (1991)
Kelly McKinnon (1989-90)
Rollie Castineyra (1984-87)
Reggie Hannah (1978-80)
Aaron Bryant (1976)
Bob Lindsay (1975)
Curt Shellabarger (1973-74)
Gary Waddell (1970-72)
Robert Agee (1969)
Richard Peek (1964)
Joe Metzger (1961)
Bob Sherwood (1958)
Larry Gangi (1955-57)
Roy Roberts (1953)
Russell Briggs (1951)

45
Maurice McDaniel (1979-80)
Doug Brown (1972)
Robert Agee (1971)

Andy Owens (1968-70)
Bob Hoffmann (1966)
Rick Casares (1953)
50

Udonis Haslem (1999-2002)
Dan Williams (1998)
Dwayne Davis (1988-91)
Tim Strawbridge (1980-81)
Mike Brown (1979)
Larry Brewster (1975-78)
Billy Graham (1957)

51
Augie Greiner (1955-56)

52
Kenyan Weaks (1998-2000)
Bill Gurley (1988)
Chip Watts (1981)

53
Ronnie King (2002)

54
Ken Van Ness (1971)
Robert Agee (1970)

55
Jason Williams (1998)
Greg Stolt (1996)
Andrew DeClercq (1992-95)
Wade Harris (1982-83)
Jim Grandholm (1980)

Note: Updates prior to 1950 c/o the 1950-51 media guide.



NEAL WALK

The only player in Florida history to have his number retired...Walk had his number 41 retired following the 1968-69 season...Walk was the first All-American in school history when he was named second-team All-America in 1968...He was a third-team selection in 1969...All-SEC selection in 1968 and 1969...Voted the seventh-best player in the nation in 1968 and led the nation in rebounding during the 1968 season with a 19.8 average...Set 22 game, season and career records during his UF career...Finished career as the career record holder in all but two categories...Hit 18 free throws vs. LSU to set a then-school record...Was a first-round draft pick and the second overall (behind UCLA's Lew Alcindor) in the NBA Draft...Played in the NBA for eight years with Phoenix, New Orleans and New York.

WALK'S CAREER FLORIDA STATS

| Season | G | FGM-FGA | PCT | FTM-FTA | PCT | REB | AVG | TP | AVG |
|---------------|-----------|-----------------|-------------|----------------|-------------|-------------|-------------|-------------|-------------|
| 1966-67 | 25 | 109-210 | .519 | 70-97 | .722 | 206 | 8.2 | 288 | 11.5 |
| 1967-68 | 25 | 239-507 | .471 | 185-244 | .758 | 494 | 19.8 | 663 | 26.5 |
| 1968-69 | 27 | 224-465 | .482 | 201-278 | .723 | 481 | 17.8 | 649 | 24.0 |
| Totals | 77 | 572-1182 | .484 | 456-619 | .737 | 1181 | 15.3 | 1600 | 20.8 |

WALK'S CAREER NBA STATS

| Team | Year | Games | Points | Avg | Rebounds | Avg |
|----------------------|--------------|------------|--------------|-------------|--------------|------------|
| Phoenix | 1969-70 | 82 | 669 | 8.2 | 455 | 5.5 |
| Phoenix | 1970-71 | 82 | 1,057 | 12.9 | 674 | 8.2 |
| Phoenix | 1971-72 | 81 | 1,268 | 15.7 | 665 | 8.2 |
| Phoenix | 1972-73 | 81 | 1,635 | 20.2 | 1,006 | 12.4 |
| Phoenix | 1973-74 | 82 | 1,381 | 16.8 | 837 | 10.2 |
| New Orleans/New York | 1974-75 | 67 | 482 | 7.2 | 339 | 5.1 |
| New York | 1975-76 | 82 | 603 | 7.4 | 389 | 4.7 |
| New York | 1976-77 | 11 | 62 | 5.6 | 27 | 2.5 |
| Career Totals | Eight | 568 | 7,157 | 12.6 | 4,392 | 7.7 |
| Playoffs | | | | | | |
| Phoenix | 1969-70 | 5 | 40 | 8.0 | 35 | 7.0 |
| New York | 1974-75 | 3 | 10 | 3.3 | 5 | 1.7 |

FLORIDA GATORS IN PROFESSIONAL BASKETBALL

GATORS SELECTED IN THE NBA DRAFT (34)

| PLAYER | YEAR | TEAM | ROUND | OVERALL |
|-------------------|------|--------------------|-------|---------|
| Joe Hobbs | 1958 | Minneapolis | 9th | 63 |
| Cliff Luyk | 1962 | New York | 4th | 29 |
| Brooks Henderson | 1965 | Los Angeles Lakers | 4th | 33 |
| Gary Keller | 1967 | Los Angeles Lakers | 6th | 59 |
| David Miller | 1968 | Milwaukee | 12th | 159 |
| Neal Walk | 1969 | Phoenix | 1st | 2 |
| Andy Owens | 1970 | Seattle | 11th | 174 |
| Eugene Shy | 1976 | New York | 10th | 163 |
| Len Sanders | 1977 | Denver | 8th | 169 |
| Larry Brewster | 1978 | San Antonio | 10th | 201 |
| Malcom Cesare | 1979 | Phoenix | 4th | 86 |
| Vernon Delancy | 1984 | Milwaukee | 3rd | 67 |
| Ronnie Williams | 1984 | Boston | 2nd | 48 |
| Eugene McDowell | 1985 | Milwaukee | 3rd | 68 |
| Andrew Moten | 1987 | New Jersey | 4th | 72 |
| Vernon Maxwell | 1988 | Denver | 2nd | 47 |
| Dwayne Schintzius | 1990 | San Antonio | 1st | 24 |
| Andrew DeClercq | 1995 | Golden State | 2nd | 34 |
| Jason Williams | 1998 | Sacramento | 1st | 7 |
| Donnell Harvey | 2000 | New York | 1st | 22 |
| Mike Miller | 2000 | Orlando | 1st | 5 |
| Matt Bonner | 2003 | Chicago | 2nd | 45 |
| Christian Drejer | 2004 | New Jersey | 2nd | 51 |
| David Lee | 2005 | New York | 1st | 30 |
| Al Horford | 2007 | Atlanta | 1st | 3 |
| Corey Brewer | 2007 | Minnesota | 1st | 7 |
| Joakim Noah | 2007 | Chicago | 1st | 9 |
| Chris Richard | 2007 | Minnesota | 2nd | 41 |
| Taurean Green | 2007 | Portland | 2nd | 52 |
| Marreese Speights | 2008 | Philadelphia | 1st | 16 |
| Nick Calathes | 2009 | Minnesota | 2nd | 45 |
| Chandler Parsons | 2011 | Houston | 2nd | 38 |
| Vernon Macklin | 2011 | Detroit | 2nd | 52 |
| Bradley Beal | 2012 | Washington | 1st | 3 |

GATOR NBA DRAFTEES BY ROUND

| Round | Selections |
|-------|------------|
| 1 | 11 |
| 2 | 10 |
| 3 | 2 |
| 4 | 4 |
| 6 | 1 |
| 8 | 1 |
| 9 | 1 |
| 10 | 2 |
| 11 | 1 |
| 12 | 1 |

GATORS IN THE NBA DRAFT BY TEAM

| Team | Selections |
|--------------------|------------|
| New York | 4 |
| Milwaukee | 3 |
| Los Angeles Lakers | 3* |
| Minnesota | 3 |
| Chicago | 2 |
| Denver | 2 |
| New Jersey | 2 |
| Phoenix | 2 |
| San Antonio | 2 |
| Atlanta | 1 |
| Boston | 1 |
| Detroit | 1 |
| Golden State | 1 |
| Houston | 1 |
| Orlando | 1 |
| Philadelphia | 1 |
| Portland | 1 |
| Sacramento | 1 |
| Seattle | 1 |
| Washington | 1 |

*1 as Minneapolis Lakers

GATORS WITH NBA CHAMPIONSHIP RINGS

| | | |
|----------------|----------|-------------------|
| Vernon Maxwell | 1994, 95 | Houston Rockets |
| Udonis Haslem | 2006, 12 | Miami Heat |
| Jason Williams | 2006 | Miami Heat |
| Matt Bonner | 2007 | San Antonio Spurs |
| Corey Brewer | 2011 | Dallas Mavericks |
| Mike Miller | 2012 | Miami Heat |

GATORS IN THE NBA DRAFT BY OVERALL SELECTION

| PLAYER | YEAR | TEAM | ROUND | OVERALL |
|-------------------|------|--------------------|-------|---------|
| Neal Walk | 1969 | Phoenix | 1 | 2 |
| Bradley Beal | 2012 | Washington | 1 | 3 |
| Al Horford | 2007 | Atlanta | 1 | 3 |
| Mike Miller | 2000 | Orlando | 1 | 5 |
| Corey Brewer | 2007 | Minnesota | 1 | 7 |
| Jason Williams | 1998 | Sacramento | 1 | 7 |
| Joakim Noah | 2007 | Chicago | 1 | 9 |
| Marreese Speights | 2008 | Philadelphia | 1 | 16 |
| Donnell Harvey | 2000 | New York | 1 | 22 |
| Dwayne Schintzius | 1990 | San Antonio | 1 | 24 |
| Cliff Luyk | 1962 | New York | 4 | 29 |
| David Lee | 2005 | New York | 1 | 30 |
| Brooks Henderson | 1965 | Los Angeles Lakers | 4 | 33 |
| Andrew DeClercq | 1995 | Golden State | 2 | 34 |
| Chandler Parsons | 2011 | Houston | 2 | 38 |
| Chris Richard | 2007 | Minnesota | 2 | 41 |
| Nick Calathes | 2009 | Minnesota | 2 | 45 |
| Matt Bonner | 2003 | Chicago | 2 | 45 |
| Vernon Maxwell | 1988 | Denver | 2 | 47 |
| Ronnie Williams | 1984 | Boston | 2 | 48 |
| Christian Drejer | 2004 | New Jersey | 2 | 51 |
| Vernon Macklin | 2011 | Detroit | 2 | 52 |
| Taurean Green | 2007 | Portland | 2 | 52 |
| Gary Keller | 1967 | Los Angeles Lakers | 6 | 59 |
| Joe Hobbs | 1958 | Minneapolis | 9 | 63 |
| Vernon Delancy | 1984 | Milwaukee | 3 | 67 |
| Eugene McDowell | 1985 | Milwaukee | 3 | 68 |
| Andrew Moten | 1987 | New Jersey | 4 | 72 |
| Malcom Cesare | 1979 | Phoenix | 4 | 86 |
| David Miller | 1968 | Milwaukee | 12 | 159 |
| Eugene Shy | 1976 | New York | 10 | 163 |
| Len Sanders | 1977 | Denver | 8 | 169 |
| Andy Owens | 1970 | Seattle | 11 | 174 |
| Larry Brewster | 1978 | San Antonio | 10 | 201 |

GATORS IN THE NBDL

| Player | Years at UF | Years in NBDL |
|-------------------|-------------|---------------|
| Dwayne Schintzius | 1987-90 | 1 (2001-02) |
| Greg Stolt | 1996-99 | 1 (2001-02) |
| Brent Wright | 1998-2001 | 1 (2001-02) |
| Justin Hamilton | 2000-03 | 1 (2003-04) |
| Anthony Roberson | 2003-05 | 1 (2005-06) |
| Matt Walsh | 2003-05 | 1 (2005-06) |
| Chris Richard | 2004-07 | 1 (2008-09) |
| Lee Humphrey | 2004-07 | 1 (2011-12) |

FLORIDA GATORS IN THE CBA DRAFT

| Player | Year | Team | Round | Overall |
|--------------------|-----------|--------------|-------|---------|
| Joe Lawrence | 1984-87 | Pensacola | 2nd | 17th |
| Clifford Lett | 1987-90 | Pensacola | 7th | 107th |
| Dwayne Davis | 1988-91 | Yakima | 3rd | 36th |
| Livingston Chatman | 1988-91 | Tulsa | 4th | 66th |
| Stacey Poole | 1990-93 | Hartford | 1st | 1st |
| Craig Brown | 1991-94 | Harrisburg | 1st | 15th |
| Andrew DeClercq | 1992-95 | Grand Rapids | 7th | 90th |
| Dan Cross | 1992-95 | Grand Rapids | 7th | 95th |
| Dametri Hill | 1993-96 | Florida | 6th | 65th |
| Kenyan Weaks | 1997-2000 | Grand Rapids | 9th | 85th |

GATORS IN THE CBA

| | Years at UF | Last Year in the CBA |
|-----------------|-------------|----------------------|
| Andrew Moten | 1984-87 | 1985 |
| Ronnie Williams | 1981-84 | 1988 |
| Eugene McDowell | 1982-85 | 1992 |
| Stacey Poole | 1990-93 | 1994 |
| Craig Brown | 1991-94 | 1995 |
| Clifford Lett | 1987-90 | 1995 |
| Kenny McClary | 1985-88 | 1996 |
| Dan Cross | 1992-95 | 2001 |
| Dametri Hill | 1993-96 | 2001 |

DRAFT HIGHLIGHTS

Florida had 13 players drafted since 2003. The Gators have had at least one player drafted eight of the last 10 years. Florida has had eight first round picks since 2000. The Gators have had multiple players selected three times during that time (2000, 2007 and 2011) after seeing it happen just once before in school history (1984).

INDIVIDUAL HONORS

ALL-AMERICANS

| | | |
|---------|--------------------|--|
| 1957-58 | Joe Hobbs | Helms Athletic Foundation (10-man Third Team) |
| 1964-65 | Brooks Henderson | Helms Athletic Foundation (36-man Team) |
| 1967-68 | Neal Walk | Associated Press (Five-man Second Team) United Press International (Five-man Second Team) |
| 1968-69 | Neal Walk | Associated Press (Five-man Third Team) United Press International (Five-man Third Team) |
| 1969-70 | Andy Owens | Helms Athletic Foundation (36-man Team) |
| 1987-88 | Livingston Chatman | Associated Press (Five-man All-Freshman Team) |
| | Vernon Maxwell | Associated Press (Honorable Mention) |
| 1988-89 | Dwayne Schintzius | Associated Press (Honorable Mention) United Press International (Honorable Mention) |
| | | The Sporting News |
| 1992-93 | Stacey Poole | Associated Press (Honorable Mention) |
| 1993-94 | Dan Cross | Associated Press (Honorable Mention) |
| 1994-95 | Dan Cross | Associated Press (Honorable Mention) |
| 1998-99 | Mike Miller | Sports Illustrated All-Freshman Basketball News' All-Freshman (First Team) |
| 1999-00 | Donnell Harvey | Basketball News' All-Freshman (First Team) |
| 2000-01 | Teddy Dupay | Associated Press (Honorable Mention) |
| | Udonis Haslem | Associated Press (Third Team) |
| | Brett Nelson | Associated Press (Honorable Mention) ESPN.com (Third Team) |
| 2001-02 | Matt Bonner | Associated Press (Honorable Mention) |
| | Udonis Haslem | Associated Press (Honorable Mention) |
| 2002-03 | Matt Bonner | Associated Press (Honorable Mention) Sports Illustrated.com (Honorable Mention) |
| 2003-04 | Anthony Roberson | Associated Press (Honorable Mention) |
| 2004-05 | Anthony Roberson | Associated Press (Honorable Mention) |
| 2005-06 | Joakim Noah | Associated Press (Honorable Mention) Basketball Times (Third Team) |
| 2006-07 | Joakim Noah | Associated Press (Second Team) Wooden All-America Team NABC All-America (Second Team) USBWA All-America (Second Team) |
| | Al Horford | Associated Press (Third Team) Basketball Times (Second Team) NABC All-America (Second Team) |
| | Corey Brewer | Associated Press (Honorable Mention) |
| | Taurean Green | Associated Press (Honorable Mention) |
| 2010-11 | Chandler Parsons | Associated Press (Honorable Mention) |

ESPN.COM COACH OF THE YEAR

| | |
|------|---------------|
| 2001 | Billy Donovan |
|------|---------------|

UNITED STATES SPORTS ACADEMY COACH OF THE YEAR

| | |
|------|---------------|
| 2007 | Billy Donovan |
|------|---------------|

REGIONAL COACH OF THE YEAR

| | | |
|------|---------------|-------------------|
| 2000 | Billy Donovan | NABC District VI |
| 2003 | Billy Donovan | NABC District VI |
| 2011 | Billy Donovan | USBWA District IV |

REGIONAL PLAYER OF THE YEAR

| | | |
|------|------------------|-------------------|
| 2011 | Chandler Parsons | USBWA District IV |
|------|------------------|-------------------|

ALL-REGIONAL TEAMS

| | | |
|---------|----------------|---|
| 1998-99 | Mike Miller | USBWA District IV (Second Team) NABC District VI (Second Team) |
| 1999-00 | Mike Miller | NABC District VI (First Team) USBWA District IV (First Team) Basketball News All-South Region |
| | Udonis Haslem | NABC District VI (Second Team) |
| | Donnell Harvey | NABC District VI (Second Team) |
| 2000-01 | Udonis Haslem | NABC District VI (First Team) USBWA District IV (First Team) |
| | Brett Nelson | NABC District VI (First Team) USBWA District IV (First Team) |
| 2001-02 | Matt Bonner | USBWA District IV (First Team) Basketball Times All-South Team |
| | Udonis Haslem | USBWA District IV (First Team) Basketball Times All-South Team |
| | Brett Nelson | NABC/Pontiac District VI (First Team) |
| 2002-03 | Matt Bonner | USBWA District IV (First Team) |

| | | |
|---------|------------------|---|
| | | NABC District VI (First Team) |
| 2003-04 | Anthony Roberson | USBWA District IV (First Team) NABC District VI (First Team) |
| | David Lee | NABC District VI (Second Team) |
| 2004-05 | Anthony Roberson | USBWA District IV (First Team) NABC District VI (First Team) |
| | David Lee | NABC District VI (Second Team) |
| 2005-06 | Joakim Noah | USBWA District IV (First Team) NABC District VI (First Team) |
| | Taurean Green | USBWA District IV (First Team) NABC District VI (First Team) |
| | Corey Brewer | NABC District VI (Second Team) |
| | Al Horford | NABC District VI (Second Team) |
| 2006-07 | Joakim Noah | USBWA All-District NABC All-District (First Team) |
| | Al Horford | USBWA All-District NABC All-District (First Team) |
| | Corey Brewer | USBWA All-District NABC All-District (Second Team) |
| | Taurean Green | NABC All-District (First Team) |
| 2007-08 | Nick Calathes | USBWA All-District IV (First Team) NABC All-District VI (First Team) |
| 2008-09 | Nick Calathes | USBWA All-District IV (First Team) NABC All-District 21 (First Team) |
| 2010-11 | Chandler Parsons | NABC All-District 21 (First Team) USBWA All-District IV (First Team) |
| | Erving Walker | NABC All-District 21 (Second Team) |
| 2011-12 | Bradley Beal | NABC All-District 21 (Second Team) USBWA All-District IV |
| | Kenny Boynton | NABC All-District 21 (Second Team) USBWA All-District IV |

NATIONAL INDIVIDUAL STATISTICAL CHAMPIONS

| | | |
|------|--------------|--|
| 1968 | Neal Walk | Rebounding Average (19.8, 494 in 25 games) |
| 1989 | Dwayne Davis | FG Pct. (.622, 179-248) |

SEC INDIVIDUAL STATISTICAL CHAMPIONS

| | | |
|------|-------------------|---|
| 1962 | Cliff Luyk | Rebounding (15.3 rpg, 352 in 23 games) |
| 1967 | Gary Keller | Rebounding (11.3 rpg, 282 in 25 games) |
| 1968 | Neal Walk | Rebounding (19.8 rpg, 494 in 25 games) |
| 1969 | Neal Walk | Rebounding (17.9 rpg, 464 in 26 games) |
| 1972 | Tony Miller | Scoring (26.7 ppg, 507 in 19 games) |
| 1975 | Bruno Caldwell | Free Throw Percentage (.887, 102-115) |
| 1976 | Gene Shy | Free Throw Percentage (.844, 103-122) |
| 1977 | Al Bonner | Free Throw Percentage (.863, 82-95) |
| 1982 | Ronnie Williams | Scoring (21.3 ppg, 575 in 27 games) |
| 1983 | Eugene McDowell | Field Goal Percentage (.646, 203-314) |
| 1987 | Chris Capers | Field Goal Percentage (.629, 110-175) |
| 1987 | Dwayne Schintzius | Blocks (2.8 bpg, 95 in 34 games) |
| 1988 | Ronnie Montgomery | Assists (5.6 apg, 189 in 34 games) |
| 1988 | Dwayne Schintzius | Blocks (2.4 bpg, 84 in 35 games) |
| 1989 | Dwayne Schintzius | Rebounding (9.7 rpg, 290 in 30 games) |
| 1989 | Dwayne Davis | Field Goal Percentage (.722, 179-248) |
| 1995 | Dan Cross | Free Throw Percentage (.843, 150 -178) |
| 1997 | Greg Stolt | Free Throw Percentage (.847, 100-118) |
| 1998 | Kenyan Weaks | 3-Pt FG Pct. (.508, 61-120) |
| 1999 | Greg Stolt | 3-Pt FG Pct. (.438, 78-178) |
| 2001 | Udonis Haslem | Field Goal Percentage (.562, 159-283) |
| 2003 | Matt Bonner | 3-Pt FG Pct. (.474, 63 -133) |
| 2004 | Anthony Roberson | 3-Pt FG Pct. (.425, 99-233) 3-Pt FG Per Game (3.3) |
| 2005 | Anthony Roberson | Free Throw Percentage (.900, 81-90) |
| 2006 | Joakim Noah | Field Goal Percentage (.627, 202-322) |
| | Lee Humphrey | 3-Pt. FG Pct. (.459, 113-246) |
| 2007 | Taurean Green | Free Throw Percentage (.849, 141 -166) |
| | Lee Humphrey | 3-Pt. FG Pct. (.459, 113-246) |
| | Al Horford | Defensive Rebounds (6.95 per game) |
| 2008 | Nick Calathes | Assists (6.1 apg, 221 in 36 games) |
| 2009 | Nick Calathes | Assists (6.4 apg, 231 in 36 games) |
| 2012 | Erving Walker | Assist/Turnover Ratio (2.24, 170/76) |

SEC INDIVIDUAL RECORDS

| | | |
|---------|--------------|---|
| 1989 | Dwayne Davis | Season Field Goal Percentage, min 200 attempts (.722 - 179-248) |
| 1988-91 | Dwayne Davis | Career Field Goal Percentage, min 500 attempts (.641 - 572-892) |

INDIVIDUAL HONORS

| | | |
|---------|--------------|--|
| 1984-87 | Joe Lawrence | Career 3-Point Field Goal Percentage, min 100 attempts (.504 - 64-127) |
|---------|--------------|--|

NCAA TOURNAMENT RECORDS

| | | |
|---------|--------------|--------------------------------------|
| 2006 | Joakim Noah | Single Tournament Blocked Shots (29) |
| 2004-07 | Lee Humphrey | Career 3-Pt. Leader (47) |

SEC COACH OF THE YEAR

| | |
|------|-------------------------|
| 1992 | Lon Kruger (AP/Coaches) |
| 1994 | Lon Kruger (AP/Coaches) |
| 2011 | Billy Donovan |

SEC PLAYER OF THE YEAR

| | |
|------|------------------|
| 2011 | Chandler Parsons |
|------|------------------|

SEC FRESHMAN OF THE YEAR

| | |
|------|------------------------------|
| 1981 | Ronnie Williams |
| 1984 | Andrew Moten |
| 2003 | Anthony Roberson |
| 2008 | Nick Calathes (co-recipient) |

SEC NEWCOMER OF THE YEAR

| | |
|------|---------------|
| 2008 | Nick Calathes |
|------|---------------|

SEC DEFENSIVE PLAYER OF THE YEAR

| | |
|---------|-----------------------------|
| 2005-06 | Corey Brewer (co-recipient) |
|---------|-----------------------------|

ALL-SEC SELECTIONS (1949-2012)

| | | |
|---------|------------------|--|
| 1949-50 | Hans Tanzler | Associated Press (Third Team) |
| 1950-51 | Harry Hamilton | Associated Press (Third Team) |
| 1951-52 | Rick Casares | Associated Press (Second Team) |
| 1952-53 | Curt Cunkle | Associated Press (First Team) |
| | Rick Casares | Associated Press (Second Team) |
| 1954-55 | Bob Emrick | Associated Press (Second Team) |
| | Sonny Powell | Associated Press (Third Team) |
| 1955-56 | Bob Emrick | Associated Press (Third Team) |
| 1956-57 | Joe Hobbs | Associated Press (Second Team) |
| | | Coaches (10-man Team) |
| 1957-58 | Joe Hobbs | Associated Press (First Team) |
| | | Coaches (10-man Team) |
| 1960-61 | Lou Merchant | Associated Press (Second Team) |
| | | Coaches (10-man Team) |
| 1961-62 | Cliff Luyk | Associated Press (Second Team) |
| | | Coaches (10-man Team) |
| 1962-63 | Tom Baxley | Associated Press (Third Team) |
| 1963-64 | Brooks Henderson | Associated Press (Second Team) |
| 1964-65 | Brooks Henderson | Associated Press (Third Team) |
| | | United Press International (Second Team) |
| | | Coaches (10-man Team) |
| 1965-66 | Gary Keller | Associated Press (Second Team) |
| | | United Press International (Second Team) |
| | | Coaches (10-man Team) |
| 1966-67 | Skip Highley | Associated Press (Second Team) |
| | | Coaches (10-man Team) |
| | Gary Keller | Associated Press (Second Team) |
| | | United Press International (First Team) |
| | | Coaches (10-man Team) |
| | David Miller | Associated Press (Honorable Mention) |
| 1967-68 | Andy Owens | Associated Press (Honorable Mention) |
| | Neal Walk | Associated Press (First Team) |
| | | United Press International (First Team) |
| | | Coaches (First Team) |
| 1968-69 | Neal Walk | Associated Press (First Team) |
| | | United Press International (First Team) |
| | | Coaches (10-man Team) |
| | Andy Owens | Associated Press (Third Team) |
| 1969-70 | Andy Owens | Associated Press (First Team) |
| | | United Press International (Second Team) |
| | | Coaches (10-man Team) |
| 1970-71 | Jerry Hoover | Associated Press (Third Team) |
| | Tony Miller | Associated Press (Third Team) |
| 1971-72 | Tony Miller | Associated Press (First Team) |

| | | |
|---------|--------------------|--|
| | | United Press International (First Team) |
| | | Coaches (10-man Team) |
| 1972-73 | Chip Williams | Associated Press (Second Team) |
| | Tony Miller | United Press International (Second Team) |
| 1973-74 | Chip Williams | Associated Press (First Team) |
| | | United Press International (First Team) |
| | | Coaches (11-man Team) |
| 1974-75 | Gene Shy | Associated Press (Third Team) |
| | Chip Williams | Associated Press (Third Team) |
| | | United Press International (Third Team) |
| 1975-76 | Gene Shy | Associated Press (Third Team) |
| | | United Press International (Third Team) |
| | Bob Smyth | Associated Press (Third Team) |
| | | United Press International (Third Team) |
| 1976-77 | Bob Smyth | Associated Press (Second Team) |
| | | United Press International (Third Team) |
| | | Coaches (10-man Team) |
| | Al Bonner | United Press International (Third Team) |
| 1977-78 | Richard Glasper | Coaches (10-man Team) |
| 1978-79 | Malcolm Cesare | United Press International (Third Team) |
| 1979-80 | Reggie Hannah | Associated Press (Third Team) |
| | | United Press International (Third Team) |
| 1980-81 | Vernon Delancy | Associated Press (Third Team) |
| | | United Press International (Third Team) |
| 1980-81 | Ronnie Williams | Associated Press (Third Team) |
| | | United Press International (Second Team) |
| | | Coaches (11-man Team) |
| 1981-82 | Ronnie Williams | Associated Press (Second Team) |
| | | United Press International (Second Team) |
| | | Coaches (11-man Team) |
| 1982-83 | Ronnie Williams | Associated Press (Second Team) |
| | | United Press International (Second Team) |
| | Eugene McDowell | Associated Press (Third Team) |
| | | Coaches (10-man Team) |
| 1983-84 | Ronnie Williams | Associated Press (Second Team) |
| | | United Press International (Second Team) |
| | | Coaches (10-man Team) |
| | Eugene McDowell | Associated Press (Third Team) |
| 1984-85 | Eugene McDowell | Associated Press (First Team) |
| | | United Press International (First Team) |
| | | Coaches (10-man Team) |
| | Andrew Moten | Associated Press (Second Team) |
| | | United Press International (Second Team) |
| 1985-86 | Vernon Maxwell | Associated Press (Second Team) |
| | | United Press International (Second Team) |
| | | Coaches (10-man Team) |
| | Andrew Moten | Associated Press (Second Team) |
| | | United Press International (Second Team) |
| 1986-87 | Vernon Maxwell | Associated Press (First Team) |
| | | United Press International (First Team) |
| | | Coaches (10-man Team) |
| | Andrew Moten | Associated Press (Second Team) |
| | | United Press International (Second Team) |
| | | Coaches (10-man Team) |
| 1987-88 | Vernon Maxwell | Associated Press (First Team) |
| | | United Press International (First Team) |
| | | Coaches (First Team) |
| | Dwayne Schintzius | Associated Press (Third Team) |
| | | United Press International (Second Team) |
| 1988-89 | Dwayne Schintzius | Associated Press (First Team) |
| | | United Press International (First Team) |
| | | Coaches (First Team) |
| | Livingston Chatman | Associated Press (Third Team) |
| | | United Press International (Third Team) |
| | Dwayne Davis | Associated Press (Third Team) |
| | | United Press International (Third Team) |
| 1989-90 | Clifford Lett | Associated Press (Third Team) |
| | Dwayne Davis | Associated Press (Third Team) |
| | | United Press International (Second Team) |
| 1990-91 | Dwayne Davis | Associated Press (Second Team) |
| | | Coaches (First Team) |
| 1991-92 | Stacey Poole | Associated Press (Second Team) |
| | | Coaches (11-man Team) |
| 1992-93 | Stacey Poole | Associated Press (First Team) |
| | | Coaches (First Team) |
| | | Players (First Team) |
| | Andrew DeClercq | Coaches (Second Team) |
| | | Players (Second Team) |
| 1993-94 | Dan Cross | Associated Press (First Team) |
| | | Coaches (First Team) |

INDIVIDUAL HONORS

| | | |
|---------|------------------|--|
| | Craig Brown | Associated Press (Second Team) Coaches (Second Team) |
| | Andrew DeClercq | Associated Press (Third Team) Coaches (Third Team) |
| 1994-95 | Dan Cross | Associated Press (First Team) Coaches (First Team) |
| | Andrew DeClercq | Associated Press (Third Team) Coaches (First Team) |
| 1995-96 | Dametri Hill | Associated Press (Second Team) Coaches (Second Team) |
| 1996-97 | Greg Stolt | Coaches (Third Team) |
| 1997-98 | Jason Williams | Associated Press (Honorable Mention) |
| 1998-99 | Udonis Haslem | Coaches (Third Team) |
| | Mike Miller | Coaches (Third Team) |
| 1999-00 | Mike Miller | Associated Press (Second Team) Coaches (Unanimous First Team) |
| | Udonis Haslem | Associated Press (Third Team) Coaches (Third Team) |
| | Teddy Dupay | Associated Press (Third Team) |
| | Kenyan Weaks | Associated Press (Third Team) |
| 2000-01 | Udonis Haslem | Associated Press (First Team) Coaches (First Team) |
| | Brett Nelson | Associated Press (First Team) Coaches (First Team) |
| | Matt Bonner | Associated Press (Third Team) |
| 2001-02 | Udonis Haslem | Associated Press (First Team) Coaches (First Team) |
| | Matt Bonner | Associated Press (Second Team) Coaches (Second Team) |
| | Brett Nelson | Associated Press (Second Team) Coaches (Second Team) |
| 2002-03 | Matt Bonner | Associated Press (First Team) Coaches (First Team) |
| 2003-04 | Anthony Roberson | Associated Press (First Team) Coaches (First Team) |
| | Matt Walsh | Associated Press (Second Team) Coaches (Second Team) |
| | David Lee | Associated Press (Third Team) Coaches (Second Team) |
| 2004-05 | Anthony Roberson | Associated Press (First Team) Coaches (First Team) |
| | David Lee | Associated Press (Second Team) Coaches (Second Team) |
| | Matt Walsh | Coaches (Second Team) |
| 2005-06 | Joakim Noah | Associated Press (First Team) Coaches (First Team) |
| | Taurean Green | Associated Press (Second Team) Coaches (Second Team) |
| | Al Horford | Associated Press (Honorable Mention) Coaches (Second Team) |
| | Corey Brewer | Associated Press (Honorable Mention) |
| 2006-07 | Al Horford | Associated Press (First Team) Coaches (First Team) |
| | Corey Brewer | Associated Press (Second Team) Coaches (First Team) |
| | Joakim Noah | Associated Press (Second Team) Coaches (First Team) |
| | Taurean Green | Associated Press (Honorable Mention) Coaches (Second Team) |
| 2007-08 | Nick Calathes | Associated Press (Second Team) Coaches (Second Team) |
| 2008-09 | Nick Calathes | Associated Press (First Team) Coaches (First Team) |
| 2009-10 | Erving Walker | Coaches (Second Team) |
| 2010-11 | Chandler Parsons | Associated Press (First Team) Coaches (First Team) |
| | Erving Walker | Associated Press (Second Team) Coaches (Second Team) |
| | Kenny Boynton | Associated Press (Honorable Mention) Coaches (Second Team) |
| 2011-12 | Bradley Beal | Associated Press (Second Team) Coaches (First Team) |
| | Kenny Boynton | Associated Press (Second Team) Coaches (First Team) |
| | Erving Walker | Associated Press (Honorable Mention) Coaches (Second Team) |

SEC ALL-TOURNAMENT TEAMS

| | | |
|---|---------------------|-----------------|
| (1933-2008; 2012) (Also served as All-SEC Team from 1933-48) | | |
| 1934 | Jim Hughes | G - First Team |
| | Bob Warner | C - Second Team |
| | Welcome Shearer | G - Second Team |
| 1952 | Rick Casares | F - Second Team |
| 1985 | Andrew Moten | G |
| 1988 | Vernon Maxwell | G |
| 1989 | Livingston Chatman* | F |
| | Dwayne Schintzius | C |
| 1994 | Craig Brown | G |
| 2004 | Anthony Roberson | G |
| 2005 | Matt Walsh* | G |
| | David Lee | F |
| 2006 | Taurean Green* | G |
| | Corey Brewer | G/F |
| | Joakim Noah | F/C |
| 2007 | Al Horford* | F/C |
| | Corey Brewer | F |
| | Taurean Green | G |
| | Joakim Noah | F |
| 2012 | Bradley Beal | G |
| | Erik Murphy | F |

*Most Valuable Player

SEC ALL-FRESHMAN TEAMS

| | |
|------|--|
| 1987 | Dwayne Schintzius |
| 1988 | Livingston Chatman |
| 1991 | Craig Brown |
| 1992 | Andrew DeClercq |
| 1998 | Brent Wright |
| 1999 | Teddy Dupay Udonis Haslem Mike Miller |
| 2000 | Donnell Harvey |
| 2002 | David Lee |
| 2003 | Anthony Roberson Matt Walsh |
| 2005 | Corey Brewer |
| 2008 | Nick Calathes Jai Lucas Chandler Parsons |
| 2009 | Erving Walker |
| 2010 | Kenny Boynton |
| 2011 | Patric Young |
| 2012 | Bradley Beal |

SEC GOOD WORKS/COMMUNITY SERVICE TEAM

| | |
|------|------------------|
| 1999 | Patrick O'Connor |
| 2000 | Brent Wright |
| 2001 | Matt Bonner |
| 2002 | Matt Bonner |
| 2003 | Matt Bonner |
| 2004 | David Lee |
| 2005 | David Lee |
| 2006 | Lee Humphrey |
| 2007 | Lee Humphrey |
| 2008 | Walter Hodge |
| 2009 | Walter Hodge |
| 2010 | Dan Werner |
| 2011 | Chandler Parsons |
| 2012 | Will Yeguete |

LEGENDS OF SEC BASKETBALL HONOREES

| | |
|------|-----------------|
| 1999 | Tony Miller |
| 2000 | Neal Walk |
| 2001 | Andy Owens |
| 2002 | Chip Williams |
| 2003 | Gary Keller |
| 2004 | Gene Shy |
| 2005 | Stacey Poole |
| 2006 | Andrew Moten |
| 2007 | Andrew DeClercq |
| 2008 | Dan Cross |
| 2009 | Eugene McDowell |

INDIVIDUAL HONORS

| | |
|------|-------------|
| 2010 | Bob Emrick |
| 2011 | Craig Brown |
| 2012 | Mike Miller |

ACADEMIC ALL-AMERICANS OF THE YEAR

| | |
|---------|-------------|
| 2001-02 | Matt Bonner |
| 2002-03 | Matt Bonner |

CREAMLAND DAIRIES COLLEGE BASKETBALL STUDENT-ATHLETE OF THE YEAR

| | |
|---------|-------------|
| 2002-03 | Matt Bonner |
|---------|-------------|

ACADEMIC ALL-AMERICANS

| | | |
|---------|------------------|-------------|
| 1968-69 | Mike Leatherwood | Third Team |
| 1969-70 | Andy Owens | Second Team |
| 1971-72 | Tony Miller | Second Team |
| 1977-78 | Ric Clarson | Sixth Team |
| 2000-01 | Matt Bonner | Second Team |
| 2001-02 | Matt Bonner | First Team |
| 2002-03 | Matt Bonner | First Team |
| 2005-06 | Lee Humphrey | Second Team |
| 2006-07 | Lee Humphrey | First Team |

SEC SCHOLAR-ATHLETE OF THE YEAR

| | |
|---------|--------------|
| 2005-06 | Lee Humphrey |
| 2006-07 | Lee Humphrey |
| 2009-10 | Ray Shipman |
| 2011-12 | Patric Young |

NCAA POSTGRADUATE SCHOLARSHIP RECIPIENTS

| | |
|---------|--------------|
| 1969-70 | Andy Owens |
| 1972-73 | Tony Miller |
| 2002-03 | Matt Bonner |
| 2006-07 | Lee Humphrey |

SEC ACADEMIC HONOR ROLL

| | | |
|---------|-------------------|-----------------------|
| 1962-63 | Tom Baxley | Second Team |
| 1963-64 | Brooks Henderson | First Team |
| | Tom Baxley | Second Team |
| | Skip Highley | Second Team |
| 1964-65 | Brooks Henderson | First Team |
| | Tom Baxley | Second Team |
| 1966-67 | Gary Keller | First Team |
| | Skip Highley | First Team |
| | Boyd Welsch | Honorable Mention |
| 1968-69 | Andy Owens | First Team |
| | Mike Leatherwood | First Team |
| 1969-70 | Andy Owens | First Team |
| 1970-71 | Ed Lukco | Second Team |
| | Tony Duva | Honorable Mention |
| 1971-72 | Tony Miller | First Team |
| | Jerry Hoover | Second Team |
| 1972-73 | Tony Miller | First Team |
| 1973-74 | Don Bostic | Honorable Mention |
| 1974-75 | Chip Williams | First Team |
| | Al Bonner | Second Team |
| | Larry Brewster | Honorable Mention |
| 1975-76 | Bob Smyth | First Team |
| | Mike Lederman | First Team |
| | Al Bonner | Second Team |
| | Don Bostic | Second Team |
| 1976-77 | Bob Smyth | First Team |
| | Al Bonner | First Team |
| | Larry Brewster | First Team |
| | Ric Clarson | Honorable Mention |
| | Don Bostic | Honorable Mention |
| | Chuck Fritz | Honorable Mention |
| 1977-78 | Larry Brewster | First Team |
| | Ric Clarson | First Team |
| | Chuck Fritz | First Team |
| 1978-79 | Ric Clarson | First Team |
| 1984-85 | Rollie Castineyra | Public Relations/3.05 |

| | | |
|----------|-------------------|---------------------------------|
| | Joe Lawrence | Engineering/3.60 |
| | Danny Sheldon | Management/3.00 |
| 1985-86 | Joe Lawrence | Engineering/3.53 |
| | Pat Lawrence | Business/3.53 |
| 1986-87 | Joe Lawrence | Industrial Engineering/3.31 |
| | Pat Lawrence | Finance/3.09 |
| 1987-88 | Bill Gurley | Computer Science/3.77 |
| | Pat Lawrence | Finance/3.06 |
| 1992-93 | Clayton Bates | Exercise & Sports Science/3.05 |
| | Svein Dyrkolbotn | Electrical Engineering/3.05 |
| | Martti Kuisma | Economics/3.26 |
| 1993-94 | Martti Kuisma | Economics/3.10 |
| 1994-95 | Clayton Bates | Sports Medicine/3.09 |
| | Andrew DeClercq | History/3.20 |
| | Svein Dyrkolbotn | Civil Engineering/3.28 |
| | Joel Reinhart | Exercise & Sports Science/3.01 |
| | Dan Williams | Ath. Administration/3.12 |
| 1995-96 | Clayton Bates | Exercise & Sports Science/3.84 |
| | Joel Reinhart | Exercise & Sports Science/3.17 |
| | Dan Williams | Exercise & Sports Science/3.27 |
| 1996-97* | Greg Cristell | Business Administration/3.40 |
| | Mike McFarland | Microbiology/3.89 |
| | Eddie Nunez | Exercise & Sports Science/3.00 |
| | Joel Reinhart | Exercise & Sports Science/3.03 |
| | Greg Stolt | Exercise & Sports Science/3.24 |
| | Dan Williams | Exercise & Sports Science/3.10* |
| 1997-98* | Greg Cristell | Business Administration/3.38 |
| | Mike McFarland | Microbiology/3.96 |
| | Obiora Nnaji | Political Science/3.19 |
| | Eddie Nunez | Sports Management/3.24 |
| | Greg Stolt | Sports Management/3.01 |
| | Dan Williams | Sports Management/3.56 |
| 1998-99 | Obiora Nnaji | Political Science/3.13 |
| | Patrick O' Connor | Political Science/4.00 |
| | Greg Stolt | Sports Management/3.47 |
| | Mark Timinski | Business/3.15 |
| | Brent Wright | Sociology/3.18 |
| 1999-00 | Teddy Dupay | Sociology/3.38 |
| 2000-01 | Matt Bonner | Business |
| | Teddy Dupay | Sociology |
| | David Kliewer | Finance |
| 2001-02 | Matt Bonner | Business Administration |
| | LaDarius Halton | Sociology |
| | Brett Nelson | Sociology |
| | David Kliewer | Sociology |
| | Brent Wright | Finance |
| 2002-03 | Matt Bonner | Business Administration |
| | Seth Haimovitch | Sport Management |
| | David Lee | Sociology |
| 2003-204 | Seth Haimovitch | Sport Management |
| | David Lee | Sociology |
| 2004-05 | David Lee | Sociology |
| | Lee Humphrey | Exercise and Physiology |
| 2005-06 | Jack Berry | Business |
| | Corey Brewer | Social and Behavioral Sciences |
| | Al Horford | Social and Behavioral Sciences |
| | Lee Humphrey | Exercise and Physiology |
| | Garrett Tyler | Engineering |
| 2006-07 | Jack Berry | Business |
| | Corey Brewer | Social and Behavioral Sciences |
| | Al Horford | Social and Behavioral Sciences |
| | Lee Humphrey | Exercise and Physiology |
| | Garrett Tyler | Engineering |
| 2007-08 | Walter Hodge | Social and Behavioral Sciences |
| | Jonathan Mitchell | Social and Behavioral Sciences |
| | Dan Werner | Social and Behavioral Sciences |
| 2008-09 | Adam Allen | Social and Behavioral Sciences |
| | Nick Calathes | Social and Behavioral Sciences |
| | Hudson Fricke | Social and Behavioral Sciences |
| | Dan Werner | Social and Behavioral Sciences |
| 2009-10 | Adam Allen | Telecommunications Production |
| | Hudson Fricke | Event Management |
| | Kyle McClanahan | Finance |
| | Chandler Parsons | Telecommunications Productions |
| | Ray Shipman | Sports Management |
| 2010-11 | Kyle McClanahan | Finance |
| 2011-12 | Will Yeguete | Political Science |
| | Patric Young | Telecommunications |

* Florida's six Academic Honor Roll selections were a league record

INDIVIDUAL HONORS

DOUG BELDEN AWARD

(Top UF Graduating Student-Athlete for All Sports)

| | |
|------|--------------|
| 1976 | Eugene Shy |
| 1999 | Greg Stolt |
| 2008 | Lee Humphrey |

BEN HILL GRIFFIN AWARD

(Top UF Male Student-Athlete for All Sports)

| | |
|------|--------------|
| 2000 | Brent Wright |
| 2003 | Matt Bonner |

FRONTIER NATIONAL MOST COURAGEOUS PLAYER

| | |
|------|---------------|
| 1999 | Eddie Shannon |
|------|---------------|

LEGENDS OF COACHING AWARD

| | |
|------|---------------|
| 2010 | Billy Donovan |
|------|---------------|

NCAA ALL-FINAL FOUR TOURNAMENT TEAM

| | |
|------|---|
| 2000 | Udonis Haslem |
| 2006 | Joakim Noah,* Corey Brewer, Taurean Green, Al Horford, Lee Humphrey |
| 2007 | Corey Brewer,* Al Horford, Lee Humphrey |

* Most Outstanding Player

NCAA ALL-TOURNAMENT TEAM

| | | |
|------|-----------------|--------------------------------|
| 1994 | Craig Brown | All-East Regional Team* |
| | Dan Cross | All-East Regional Team |
| | Andrew DeClercq | All-East Regional Team |
| 2000 | Udonis Haslem | All-East Regional Team |
| | Mike Miller | All-East Regional Team* |
| | Brett Nelson | All-East Regional Team |
| 2006 | Corey Brewer | All-Minneapolis Regional Team |
| | Taurean Green | All-Minneapolis Regional Team |
| | Joakim Noah | All-Minneapolis Regional Team* |
| 2007 | Taurean Green | All-Midwest Regional Team* |
| | Lee Humphrey | All-Midwest Regional Team |
| | Bradley Beal | All-West Regional Team |

* Most Outstanding Player

NIT ALL-TOURNAMENT TEAM

| | | |
|------|--------------|--------------------|
| 1992 | Stacey Poole | NIT All-Tournament |
|------|--------------|--------------------|

SEC PLAYER OF THE WEEK

| | |
|----------------------------|-------------------------------|
| (1985-2012) | |
| Jan. 28, 1985 | Vernon Maxwell (co-recipient) |
| Jan. 6, 1986 | Vernon Maxwell |
| Feb. 3, 1986 | Vernon Maxwell (co-recipient) |
| Jan. 26, 1987 | Vernon Maxwell |
| Feb. 1, 1988 | Vernon Maxwell |
| Jan. 30, 1989 | Dwayne Schintzius |
| Jan. 6, 1991 | Stacey Poole |
| Jan. 24, 1994 | Dan Cross |
| Jan. 31, 1994 | Dan Cross* |
| Dec., 1994 | Dan Cross |
| Jan. 29, 1996 | Dametri Hill |
| Dec. 15, 1996 | Greg Stolt |
| Nov. 13-19, 2000 | Teddy Dupay |
| Feb. 19-25, 2001 | Udonis Haslem* |
| Feb. 26-March 4, 2001 | Brett Nelson* |
| Feb. 18-24, 2002 | Matt Bonner |
| Feb. 4-10, 2002 | Udonis Haslem |
| Nov. 18-24, 2002 | Matt Walsh |
| Jan. 6-12, 2003 | Anthony Roberson |
| March 3-9, 2003 | Matt Bonner |
| Nov. 24-30, 2003 | Matt Walsh |
| Jan. 5-11, 2004 | David Lee |
| Jan. 17-23, 2005 | Anthony Roberson |
| Nov. 21-27, 2005 | Taurean Green |
| Dec. 26, 2005-Jan. 1, 2006 | Joakim Noah |
| March 6-12, 2006 | Joakim Noah |
| Jan. 15-21, 2007 | Lee Humphrey |
| Jan. 5-11, 2009 | Nick Calathes |

| | |
|---------------------|------------------|
| Nov. 30-Dec. 6 2009 | Erving Walker |
| Dec. 12, 2010 | Kenny Boynton |
| Feb. 7, 2011 | Chandler Parsons |
| Dec. 12, 2011 | Patric Young |
| Dec. 19, 2011 | Kenny Boynton |

* Consecutive Weeks

SEC ROOKIES OF THE WEEK

| | |
|------------------|--------------------|
| (1988-92) | |
| December, 1987 | Livingston Chatman |
| March 4, 1990 | Stacey Poole |
| January 27, 1991 | Craig Brown |
| March 2, 1992 | Dan Cross |

SEC FRESHMAN OF THE WEEK

| | |
|---------------|---------------|
| (2006-12) | |
| Dec. 10, 2007 | Nick Calathes |
| Jan. 14, 2008 | Nick Calathes |
| Nov. 28, 2011 | Bradley Beal |
| Dec. 12, 2011 | Bradley Beal |
| Dec. 26, 2011 | Bradley Beal |
| Jan. 30, 2012 | Bradley Beal |
| Feb. 6, 2012 | Bradley Beal |
| Feb. 20, 2012 | Bradley Beal |

NATIONAL ASSOCIATION OF BASKETBALL COACHES (NABC) ALL-STAR GAME

| | |
|------|--------------------|
| 1967 | Gary Keller |
| 1969 | Neal Walk (MVP) |
| 1985 | Eugene McDowell |
| 1987 | Andrew Moten |
| 1988 | Vernon Maxwell |
| 1995 | Lon Kruger (Coach) |
| 1996 | Dametri Hill (MVP) |

COMPAQ COLLEGE BASKETBALL PLAY OF THE YEAR

| | |
|--------------------|---|
| (Most Significant) | |
| 2000 | Mike Miller (last-second shot vs. Butler) |

USA JUNIOR WORLD CHAMPIONSHIPS

| | |
|------|--------------------|
| 1987 | Dwayne Schintzius |
| 1991 | Craig Brown |
| 1991 | Lon Kruger (Coach) |
| 1998 | Mike Miller |

WORLD UNIVERSITY GAMES

| | |
|------|--------------------|
| 1995 | Lon Kruger (Coach) |
|------|--------------------|

USA BASKETBALL – FIBA WORLD CHAMPIONSHIPS

| | |
|------|------------------------------------|
| 2010 | Bradley Beal (U17, MVP/Gold Medal) |
| 2011 | Patric Young (U19, 5th Place) |

USA BASKETBALL – FIBA AMERICAS

| | |
|------|----------------------------|
| 2012 | Billy Donovan (Coach, U18) |
|------|----------------------------|

OTHER FIBA COMPETITIONS

| | |
|------|---|
| 2011 | Will Yeguete, France FIBA U20 European Championships, Bronze Medal |
|------|---|

UNITED STATES OLYMPIC FESTIVAL

| | |
|------|--------------------|
| 1981 | Rob Harden |
| 1981 | Ronnie Williams |
| 1982 | Eugene McDowell |
| 1990 | Lon Kruger (Coach) |
| 1991 | Craig Brown |

INDIVIDUAL HONORS

McDONALD'S ALL-AMERICANS

| | |
|------|---|
| 1981 | Eugene McDowell |
| 1986 | Dwayne Schintzius |
| 1988 | Stacey Poole |
| 1998 | Teddy Dupay (Good Sportsmanship Award), Mike Miller |
| 1999 | Donnell Harvey (Slam Dunk Champion), Brett Nelson (Good Sportsmanship Award) |
| 2001 | Kwame Brown (Declared for NBA Draft), David Lee (Slam Dunk Champion), James White |
| 2002 | Anthony Roberson |
| 2004 | Corey Brewer |
| 2007 | Nick Calathes, Jai Lucas |
| 2009 | Kenny Boynton |
| 2010 | Patric Young |
| 2011 | Bradley Beal |

FLORIDA MR. BASKETBALL

| | |
|------|----------------|
| 1984 | Vernon Maxwell |
| 1994 | LeRon Williams |
| 1998 | Teddy Dupay |
| 2000 | Orien Greene |
| 2003 | Chris Richard |
| 2007 | Nick Calathes |

THE LIEUTENANT FRED KOSS MEMORIAL AWARD

Presented to the Gator senior who has displayed the most leadership, sacrifice, integrity and sportsmanship during his entire career, the award was established in 1974 by former Gator Bill Koss to honor his brother Lieutenant Fred Koss, who was shot down in Vietnam on July 7th, 1972, in his F-4 Phantom Jet.

| | |
|------|------------------|
| 1974 | Tim Fletcher |
| 1975 | Joe Repass |
| 1976 | Mike Lederman |
| 1977 | Don Bostic |
| 1978 | Al Bonner |
| 1979 | Malcolm Cesare |
| 1981 | Mark Giombetti |
| 1984 | Ronnie Williams |
| 1985 | Eugene McDowell |
| 1987 | Joe Lawrence |
| 1988 | Pat Lawrence |
| 1989 | Clifford Lett |
| 1991 | Renaldo Garcia |
| 1992 | Brian Hogan |
| 1993 | Hosie Grimsley |
| 1994 | Craig Brown |
| 1995 | Svein Dyrkolbotn |
| 1996 | Clayton Bates |
| 1997 | Greg Williams |
| 1998 | Dan Williams |
| 1999 | Greg Stolt |



Chandler Parsons became the first man in UF history with two true buzzer-beaters, making a pair of last-second game-winners during the 2009-10 season. He hit a 70-foot prayer, his only field goal of the game, at North Carolina State on Jan. 3 to lift Florida to a 62-61 win. He then drained a three at the buzzer against South Carolina on Jan. 23, the first buzzer-beater at the O'Dome since 2003, helping the Gators to a 58-56 victory.

| | |
|------|-----------------------------|
| 2000 | Kenyan Weaks |
| 2001 | Major Parker, Brent Wright |
| 2002 | Udonis Haslem |
| 2003 | Matt Bonner |
| 2005 | David Lee |
| 2006 | Adrian Moss |
| 2007 | Lee Humphrey, Chris Richard |
| 2009 | Walter Hodge |
| 2010 | Dan Werner |
| 2011 | Chandler Parsons, Alex Tyus |
| 2012 | Erving Walker |

FLORIDA BUZZER BEATERS (SINCE 1972)

| DATE | OPPONENT | SHOT | TIME | FINAL |
|-------------------|-------------------------|--|--------|----------|
| January 23, 2010 | South Carolina | Chandler Parsons 30-foot three pointer | 0:00 | 56-55 |
| January 3, 2010 | at North Carolina State | Chandler Parsons 75-foot three pointer | 0:00 | 62-61 OT |
| March 12, 2004 | vs. Alabama (SEC) | Lee Humphrey 17-foot jumper | 0:00 | 75-73 |
| November 28, 2003 | vs. Arizona | Bonell Colas lay-up | 0:07.3 | 78-77 |
| January 11, 2003 | Georgia | Anthony Roberson 25-foot three pointer | 0:00 | 66-63 |
| January 10, 2001 | Mississippi State | Brett Nelson 12-foot jumper | 0:00.5 | 82-81 |
| March 17, 2000 | Butler (NCAA) | Mike Miller 10-foot leaner | 0:00 | 69-68 OT |
| March 2, 1996 | at Tennessee | Dametri Hill 18-footer | 0:00 | 73-71 |
| March 17, 1994 | James Madison (NCAA) | Dan Cross layup | 0:07.2 | 64-62 |
| January 9, 1993 | Vanderbilt | Stacey Poole 18-footer | 0:00 | 62-61 |
| December 4, 1992 | at South Florida | Craig Brown three-pointer | 0:08 | 80-78 |
| January 5, 1991 | Auburn | Stacey Poole | 0:01 | 84-82 |
| March 10, 1989 | vs. Georgia (SEC) | Dwayne Davis follow up | 0:06 | 62-61 |
| March 17, 1986 | TCU (NIT) | Joe Lawrence | 0:03 | 77-75 |
| March 3, 1984 | Mississippi State | Ronnie Williams turnaround jumper | 0:01 | 60-59 |
| January 4, 1984 | at Mississippi State | Ronnie Williams | 0:07 | 56-55 |
| February 18, 1978 | LSU | Ric Clarson jumper | 0:00 | 73-72 |
| January 12, 1976 | Alabama | Gene Shy hook shot | 0:01 | 71-70 |
| February 5, 1973 | at Georgia Tech | Mike Lederman lay-up | 0:07 | 87-85 |
| January 27, 1973 | Mississippi State | Chip Williams tip-in | 0:03 | 66-64 |
| January 15, 1972 | Kentucky | Jerry Hoover lay-up | 0:07 | 72-70 |

SEC STAT CHAMPIONS & STREAKS

UF ANNUAL SEC TEAM STATISTICAL CHAMPIONS

| Year | Category |
|------|--------------------------------|
| 1965 | FG Pct. (.475) |
| 1966 | Rebounding (51.6 rpg) |
| 1967 | Rebounding (51.0 rpg)* |
| 1968 | Rebounding (52.8 rpg) |
| 1969 | FG Pct. Defense (.404) |
| 1969 | Rebounding Margin (+9.8) |
| 1986 | Turnover Margin (+4.2) |
| 1987 | Scoring Offense (84.2) |
| 1987 | Three Point FGs Per Game (5.8) |
| 1987 | Turnover Margin (+4.8) |
| 1988 | FG Pct. Defense (.431) |
| 1988 | Blocks (4.6) |
| 1989 | FG Pct. (.503) |
| 1989 | FG Pct. Defense (.442) |
| 1989 | FG Pct. Differential (+6.1%) |
| 1992 | Scoring Defense (66.3) |
| 1993 | Scoring Defense (69.8) |
| 1994 | Scoring Defense (67.9) |
| 1994 | Rebounding Defense (33.7) |
| 1994 | Rebound Margin (+6.3) |
| 1995 | Rebounding Defense (32.5) |
| 1995 | Rebound Margin (+6.4) |
| 1997 | 3-Pt. FG Pct. (.374) |
| 1998 | 3-Pt. FGs Per Game (9.83) |
| 1998 | 3-Pt. FG Pct. (.400) |
| 1999 | 3-Pt. FG Pct. (.379) |
| 1999 | 3-Pt. FGs Per Game (9.32)* |
| 1999 | Steals (10.03) |
| 2000 | Scoring Offense (83.8) |
| 2000 | Scoring Margin (+15.0) |
| 2000 | Assists (16.51) |
| 2001 | Scoring Offense (80.9) |
| 2001 | Scoring Margin (+13.8) |
| 2001 | FT Pct. (.729) |
| 2001 | 3-Pt. FG Pct. (.383) |
| 2001 | Assists (17.35) |
| 2001 | Assist/Turnover Ratio (1.19) |
| 2001 | Defensive Rebounding (26.65) |
| 2002 | Scoring Offense (80.5) |
| 2002 | Scoring Margin (+13.9) |
| 2002 | Assists (16.7) |
| 2002 | Assist/Turnover Ratio (1.12) |
| 2003 | 3-Pt. FG Pct. (.390) |
| 2003 | 3-Pt. FGs Per Game (8.70) |
| 2004 | FG Pct. (.482) |
| 2004 | FT Pct. (.750) |
| 2004 | 3-Pt. FGs Per Game (8.0) |
| 2005 | Points Per Game (76.2) |
| 2005 | Scoring Margin (+13.1) |
| 2006 | Scoring Margin (+14.7) |
| 2006 | FG Pct. (.500) |
| 2006 | 3-Pt. FG Pct. (.392) |
| 2006 | FT Pct. (.744) |
| 2006 | FG Pct. Allowed (.399) |
| 2006 | 3-Pt. FG Pct. Allowed (.318) |
| 2007 | FG Pct. (.526)* |
| 2007 | 3-Pt. FG Pct. (.409) |
| 2007 | 3-Pt. FG Pct. Allowed (.285) |
| 2007 | Scoring Defense (62.6) |
| 2007 | Scoring Margin (+17.2)* |
| 2007 | Rebounding Defense (29.1) |
| 2007 | Rebounding Margin (+8.5) |
| 2008 | FG Pct. (.488) |
| 2008 | Assist/Turnover Ratio (1.39) |
| 2008 | Defensive Rebounding (31.8) |
| 2009 | Scoring Margin (+9.6) |
| 2009 | Assists (16.81) |
| 2009 | Assist/Turnover Ratio (1.39) |
| 2009 | Assist/Turnover Ratio (1.13) |
| 2010 | FG Pct. (.465) |
| 2011 | 3-Pt. FG Pct. Defense (.311) |
| 2011 | Rebounding Defense (31.9) |
| 2011 | Rebounding Margin (+5.5) |
| 2012 | 3-Pt. FGs Per Game (9.65) |
| 2012 | Assist/Turnover Ratio (1.34) |

2012 Assists (14.89)

UF ANNUAL NCAA TEAM STATISTICAL CHAMPIONS

| Year | Category |
|------|--|
| 1967 | Rebounding (1,275 in 25 games) |
| 1998 | 3-Pt. FGs Per Game (9.83, 285 in 29 games) |
| 2007 | Scoring Margin (+17.2) |
| 2007 | FG Pct. (.526) |
| 2012 | 3-Pt. FGs Per Game (9.65, 357 in 37 games) |

FLORIDA'S SEC TEAM STATISTICAL CHAMPIONS UNDER DONOVAN

| YEAR | CATEGORY | MARK |
|------|------------------------|--------|
| 1997 | 3-Pt FG Pct. | .374 |
| 1998 | 3-Pt FG Per Game | 9.83* |
| 1998 | 3-Pt FG Pct. | .400 |
| 1999 | 3-Pt FG Pct. | .379 |
| 1999 | 3-Pt FG Per Game | 9.32 |
| 1999 | Steals Per Game | 10.03 |
| 2000 | Scoring Offense | 83.8 |
| 2000 | Scoring Margin | +15.0 |
| 2000 | Assists | 16.51 |
| 2001 | Scoring Offense | 80.9 |
| 2001 | Scoring Margin | +13.8 |
| 2001 | 3-Pt FG Pct. | .383 |
| 2001 | FT Pct. | .729 |
| 2001 | Assists | 17.35 |
| 2001 | Assist/Turnover Ratio | 1.19 |
| 2001 | Defensive Rebounds | 26.65 |
| 2002 | Scoring Offense | 80.5 |
| 2002 | Scoring Margin | +13.9 |
| 2002 | Assists | 16.74 |
| 2002 | Assist/Turnover Ratio | 1.12 |
| 2003 | 3-Pt. Pct. | .390 |
| 2003 | 3-Pt. FG Per Game | 8.70 |
| 2004 | FG Pct. | .482 |
| 2004 | FT Pct. | .750 |
| 2004 | 3-Pt FG Per Game | 8.0 |
| 2005 | Points Per Game | 76.2 |
| 2005 | Scoring Margin | +13.1 |
| 2006 | Scoring Margin | +14.7 |
| 2006 | FG Pct. | .500 |
| 2006 | 3-Pt FG Pct. | .392 |
| 2006 | FT Pct. | .744 |
| 2006 | FG Pct. Allowed | .399 |
| 2006 | 3-Pt FG Pct. Allowed | .318 |
| 2007 | FG Pct. | .526* |
| 2007 | 3-Pt. FG Pct. | .409 |
| 2007 | 3-Pt. FG Pct. Allowed | .285 |
| 2007 | Scoring Defense | 62.6 |
| 2007 | Scoring Margin | +17.2* |
| 2007 | Rebounding Defense | 29.1 |
| 2007 | Rebounding Margin | +8.5 |
| 2008 | FG Pct. | .488 |
| 2008 | Assist/Turnover Ratio | 1.39 |
| 2008 | Rebounding Defense | 31.8 |
| 2009 | Scoring Margin | +9.6 |
| 2009 | Assists | 16.81 |
| 2009 | Assist/Turnover Ratio | 1.39 |
| 2010 | Assist/Turnover Ratio | 1.13 |
| 2010 | Turnovers Per Game | 1.12 |
| 2011 | FG Pct. | .465 |
| 2011 | 3-Pt. FG Pct. Defense | .311 |
| 2011 | Rebounding Defense | 31.9 |
| 2011 | Rebounding Margin | +5.5 |
| 2011 | Defensive Rebound Pct. | .701 |
| 2012 | 3-Pt. FGs Per Game | 9.65* |
| 2012 | Assist/Turnover Ratio | 1.34 |
| 2012 | Assists | 14.89 |

FLORIDA BASKETBALL STREAKS

Longest winning: 17 (3x, most recently Dec. 6, 2006 to Feb. 14, 2007 and ended Feb. 17, 2007)
Longest home winning streak: 24 (March 1, 2006 to Nov. 20, 2007 and ended Nov. 23, 2007)
Longest losing: 14 (Dec. 22, 1981 to Feb. 3, 1982 and ending Feb. 6, 1982; Jan. 17, 1990 to Feb. 24, 1990 and ending Feb. 27, 1990)
Longest home losing: 5 (Jan. 3, 1928 to Jan. 17, 1928 and ending Jan. 21, 1928; Jan. 5, 1937 to Jan. 15, 1937 and ending Jan. 16, 1937)
Longest road winning: 11 (Dec. 8, 1940 to Feb. 28, 1941 and ending Feb. 29, 1941)
Longest road losing: 15 (Dec. 22, 1981 to Nov. 26, 1982 and ending Nov. 27, 1982)
Longest SEC winning: 13 (March 1, 2006 to Feb. 14, 2007 and ending Feb. 17, 2007)
Longest SEC losing: 12 (Jan. 17, 1990 to Feb. 24, 1990 and ending Feb. 27, 1990)
Longest season opening win streak: 17 (2005-06)
Longest SEC season opening win streak: 11 (Jan. 6, 2007 to Feb. 14, 2007 and ending Feb. 17, 2007)
Longest season opening losing streak: 6 (1927-28; 1928-29; 1942-43)
Longest SEC season opening losing streak: 6 (entire SEC schedule) 1942-43
Most consecutive winning seasons: 14 (1999-present)
Most consecutive losing seasons: 7 (1923-29)
Most consecutive SEC winning seasons: 14 (1999-present)
Most consecutive SEC losing seasons: 7 (1954-60)
Most consecutive NCAA Tournament appearances: 9 (1999-2007)
Most consecutive wins vs. opponent: 17 (vs. Rollins and Southern)
Most consecutive wins vs. SEC opponent: 14 (vs. Tennessee)

BIGGEST WINS

OVERALL

| | | | |
|--------|----------|------------------------|--------|
| 75 pts | 12/10/00 | Florida A&M | 125-50 |
| 67 pts | 12/30/75 | Roosevelt | 121-54 |
| 63 pts | 12/9/74 | NW Missouri State | 114-51 |
| 61 Pts | 11/21/07 | Prairie View A&M | 94-33 |
| 59 pts | 11/29/99 | New Hampshire | 131-72 |
| 58 pts | 11/27/00 | Florida A&M | 100-42 |
| 58 pts | 12/20/98 | Long Island | 119-61 |
| 56 pts | 11/28/07 | Southern | 83-27 |
| 54 pts | 11/14/07 | North Carolina Central | 105-51 |
| 54 pts | 12/18/01 | High Point | 103-49 |
| 54 pts | 12/20/84 | St. Thomas | 120-66 |
| 53 pts | 12/13/44 | Cedar Key AAF | 77-24 |
| 52 pts | 12/30/01 | Belmont | 107-55 |
| 52 pts | 11/28/01 | New Hampshire | 108-56 |
| 52 pts | 12/4/99 | Florida A&M | 96-44 |
| 52 pts | 1/4/32 | Waycross | 66-14 |

O'CONNELL CENTER

| | | | |
|--------|----------|------------------------|--------|
| 75 pts | 12/10/00 | FAMU | 125-50 |
| 61 Pts | 11/21/07 | Prairie View A&M | 94-33 |
| 59 pts | 11/29/99 | New Hampshire | 131-72 |
| 58 pts | 11/27/00 | Florida A&M | 100-42 |
| 58 pts | 12/20/98 | Long Island | 119-61 |
| 56 pts | 11/28/07 | Southern | 83-27 |
| 54 pts | 11/14/07 | North Carolina Central | 105-51 |
| 54 pts | 12/18/01 | High Point | 103-49 |
| 52 pts | 12/30/01 | Belmont | 107-55 |
| 52 pts | 12/4/99 | Florida A&M | 96-44 |
| 51 pts | 11/20/07 | North Florida | 102-51 |
| 51 pts | 1/17/06 | Savannah State | 113-62 |
| 51 pts | 11/28/84 | Central Florida | 106-55 |
| 50 pts | 11/18/11 | North Carolina A&T | 105-55 |
| 49 pts | 12/22/04 | Eastern Kentucky | 98-49 |
| 49 pts | 12/19/99 | High Point | 109-60 |

HOME

| | | | |
|--------|----------|------------------------|--------|
| 75 pts | 12/10/00 | Florida A&M | 125-50 |
| 67 pts | 12/30/75 | Roosevelt | 121-54 |
| 63 pts | 12/9/74 | NW Missouri State | 114-51 |
| 61 Pts | 11/21/07 | Prairie View A&M | 94-33 |
| 59 pts | 11/29/99 | New Hampshire | 131-72 |
| 58 pts | 11/27/00 | Florida A&M | 100-42 |
| 58 pts | 12/20/98 | Long Island | 119-61 |
| 56 pts | 11/28/07 | Southern | 83-27 |
| 54 pts | 11/14/07 | North Carolina Central | 105-51 |
| 54 pts | 12/18/01 | High Point | 103-49 |
| 53 pts | 12/13/44 | Cedar Key AAF | 77-24 |
| 52 pts | 12/30/01 | Belmont | 107-55 |
| 52 pts | 12/4/99 | Florida A&M | 96-44 |
| 51 pts | 11/20/07 | North Florida | 102-51 |
| 51 pts | 1/17/06 | Savannah State | 113-62 |
| 51 pts | 11/24/84 | Central Florida | 106-55 |
| 51 pts | 2/29/72 | Chicago State | 120-69 |
| 51 pts | 1/8/43 | O.C.S. | 63-12 |

AWAY

| | | | |
|--------|----------|------------------------|--------|
| 54 pts | 12/20/84 | St. Thomas | 120-66 |
| 52 pts | 11/28/01 | New Hampshire | 108-56 |
| 52 pts | 1/4/32 | Waycross | 66-14 |
| 49 pts | 12/7/68 | Miami | 111-62 |
| 48 pts | 1/6/40 | Southern | 77-29 |
| 46 pts | 1/12/43 | 305th Fighter Squadron | 70-24 |
| 40 pts | 12/4/86 | SMU (Pensacola) | 110-70 |
| 40 pts | 12/28/71 | Columbia (Gator Bowl) | 87-47 |
| 38 pts | 2/11/43 | 197th Field Artillery | 66-28 |
| 36 pts | 1/6/39 | Southern | 62-26 |
| 35 pts | 1/29/66 | Ole Miss | 96-61 |
| 35 pts | 1/15/26 | Rollins | 48-13 |

BIGGEST LOSSES

OVERALL

| | | | |
|--------|----------|----------------|--------|
| 56 pts | 3/4/48 | Kentucky | 31-87 |
| 54 pts | 1/21/81 | Kentucky | 48-102 |
| 53 pts | 1923-24 | Albany YMCA | 13-66 |
| 48 pts | 12/14/50 | Kentucky | 37-85 |
| 47 pts | 1/30/63 | West Virginia | 67-114 |
| 47 pts | 1/12/52 | Kentucky | 52-99 |
| 46 pts | 1919-20 | Macon YMCA | 18-64 |
| 45 pts | 1922-23 | North Carolina | 14-59 |
| 44 pts | 2/14/70 | Kentucky | 66-110 |
| 43 pts | 1/11/79 | Tennessee | 73-116 |
| 43 pts | 1/31/59 | Kentucky | 51-94 |

O'CONNELL CENTER

| | | | |
|--------|----------|-------------------|-------|
| 29 pts | 2/24/96 | Kentucky | 63-94 |
| 26 pts | 1/3/81 | Louisiana State | 66-92 |
| 25 pts | 2/21/90 | Mississippi State | 54-79 |
| 25 pts | 2/18/98 | Kentucky | 54-79 |
| 24 pts | 12/9/95 | Wake Forest | 53-77 |
| 23 pts | 2/4/81 | Georgia | 64-87 |
| 20 pts | 2/3/90 | Mississippi | 63-83 |
| 20 pts | 2/15/92 | LSU | 50-70 |
| 18 pts | 11/16/10 | Ohio State | 75-93 |
| 17 pts | 1/18/86 | Kentucky | 55-72 |

HOME

| | | | |
|--------|----------|----------------------|--------|
| 47 pts | 11/12/52 | Kentucky | 52-99 |
| 42 pts | 2/8/54 | Kentucky | 55-97 |
| 38 pts | 1/27/45 | Jacksonville NAS | 26-64 |
| 37 pts | 2/14/59 | Mississippi State | 68-105 |
| 32 pts | 2/4/28 | Davis-Elkins | 25-57 |
| 29 pts | 2/24/96 | Kentucky | 67-94 |
| 28 pts | 12/18/34 | Duke | 27-55 |
| 26 pts | 1/3/81 | LSU | 66-92 |
| 26 pts | 2/5/46 | Green Cove Springs | 39-65 |
| 25 pts | 2/21/90 | Mississippi State | 54-79 |
| 25 pts | 1/12/63 | Auburn | 56-81 |
| 25 pts | 2/1/29 | North Carolina State | 19-44 |
| 25 pts | 1/3/28 | Olson's Swedes | 28-53 |

AWAY

| | | | |
|--------|----------|----------------|--------|
| 56 pts | 3/4/48 | Kentucky | 31-87 |
| 54 pts | 1/21/81 | Kentucky | 48-102 |
| 53 pts | 1923-24 | Albany YMCA | 13-66 |
| 48 pts | 12/14/50 | Kentucky | 37-85 |
| 46 pts | 1919-20 | Macon YMCA | 18-64 |
| 45 pts | 1922-23 | North Carolina | 14-59 |
| 44 pts | 2/14/70 | Kentucky | 66-110 |
| 43 pts | 1/11/79 | Tennessee | 73-116 |
| 43 pts | 1/31/59 | Kentucky | 51-94 |
| 40 pts | 2/9/21 | VMI | 20-60 |

STEPHEN C. O'CONNELL CENTER – HOME OF THE GATORS



Florida's Stephen C. O'Connell Center has a reputation around the country – enthusiastic and friendly if you're a Gator...noisy, deafening and menacing if you're the opposition. Florida's student section, dubbed the "Rowdy Reptiles," has made the O'Connell Center one of the toughest places to play in the nation. In recent years, ESPN The Magazine dubbed it the "Scariest Place to Play in the Country" in its college basketball preseason issue. ESPN Gameday raved about its atmosphere, placing it with the great venues in sports.

In recent years, a trip to the O'Connell Center hasn't meant a pleasant and fun-filled stay in sunny Florida for visiting clubs. UF is 204-31 (.868) in the O'Connell Center during the last 14 seasons. Florida's 110 home wins the last seven seasons rank in the top 10 nationally and No. 1 in the Southeastern Conference. Billy Donovan is 223-41 (.845) in the building during his 16 years in Gainesville and UF is 125-11 against nonconference opponents in the O'Dome including a 40-game non-conference winning streak that lasted from 1998-2003. From March 1, 2006 to Nov. 20, 2007 the Gators rolled off a school-record 24 consecutive home wins, one of five streaks of 15+ consecutive home wins in the Donovan era. Under Donovan, UF has put together winning streaks of 24, 20, 19 (twice), 17, 15, 13, 12 and 11 in the O'Connell Center.

Built at a cost of \$14 million, the O'Connell Center – named for former UF President Stephen C. O'Connell (1967-73) – has become the showplace for college basketball in the state of Florida. In 2007-08 Florida shattered its attendance record as 226,815 fans flocked through the gates, while UF averaged a school-record 11,826 fans per game in 2006-07 and had over 10,500 fans at every game for

the first time ever. A school-record 12,621 fans turned out to see the Gators defeat Ohio State on Dec. 23, 2006 in what would be a preview of the national title game.

The O'Connell Center had a \$10 million facelift in the summer of 1998 to replace the teflon coated roof with a permanent structure. The project also upgraded the sound and lighting system to give the Gators a state-of-the-art capability for pregame and in-game activities. Another \$2.5 million project upgraded concessions, restrooms and entrance ways in the summer of 1999, while a pair of Daktronics Scoreboards were installed in the fall of 1999.



Florida's first official gym



Georgia beat Florida, 37-35, on Jan. 5, 1928 to inaugurate the "New Gym." It was the best facility in the SEC when constructed and housed the College of Physical Education and Health.



Daktronics then installed four 12' x 16', video boards (10 mm resolution) in the O'Connell Center in time for the 2006-07 basketball season, at a cost of \$2.5 million.

While the O'Connell Center has a reputation as an imposing basketball arena for visiting opponents with its 11,548 seats, the Center is also part of a centrally-located athletic complex. The facilities surrounding the O'Dome include

Ben Hill Griffin Stadium at Florida Field, McKethan Stadium



Florida Gym (also known as Alligator Alley) was constructed in 1949 at a cost of \$1.65 million.

at Perry Field, Percy Beard Track at James G. Pressly Stadium, the Scott Linder Stadium at Ring Tennis Complex and the University Golf Course with the Bostick Clubhouse.

Inside the O'Connell Center is the main arena, an indoor track and field facility, one of the fastest swimming pools in the world, a gymnastics area, dance studio, martial arts room, basketball practice courts and strength and conditioning facilities.

FLORIDA BASKETBALL HOME COURTS

| SITE | CAPACITY | FIRST GAME | LAST GAME | RECORD | PCT. |
|------------------|----------|---------------|---------------|----------------|-------------|
| The Gym-1 | — | Jan. 15, 1920 | Feb. 26, 1927 | 19-8 | .704 |
| The New Gym-2 | — | Jan. 6, 1928 | Feb. 26, 1949 | 99-74 | .572 |
| Florida Gym-3 | 7,000 | Jan. 7, 1950 | Feb. 20, 1980 | 235-108 | .685 |
| O'Connell Center | 11,548 | Dec. 30, 1980 | — | 362-107 | .772 |
| Total | | | | 715-297 | .707 |

1 — Florida's first official gym was located just east of the stadium in the Murpree hall area

2 — The "New Gym" which later housed the school of music

3 — Alligator Alley which also housed the College of Physical Education and Health

STEPHEN C. O'CONNELL CENTER – HOME OF THE GATORS

The Gator basketball game day locker room features a video area with a wide screen TV and recording and satellite equipment, a locker room featuring private dressing areas for each player, a training room complete with the latest equipment and player meeting areas.

The O'Connell Center also is the site of more than just Gator basketball games. It brings people together for many other sporting, entertainment, academic and business activities. Over the years, the facility has housed concerts, Disney shows, conventions, business exhibits, conferences, banquets, university and high school commencements, SEC and NCAA championship events and has served as a first, second, and third round site for the National Invitation Tournament in 2008 and 2009, as a first and second round site in 1986 and as a first round NIT site in

1992 and 1998.

STEPHEN C. O'CONNELL (1916-2001)

Stephen C. O'Connell lived a life of service. The University of Florida's sixth president, who served from 1967 to 1973, was also a student body president, a World War II veteran and chief justice of the Florida Supreme Court.

Born in West Palm Beach on Jan. 22, 1916, O'Connell entered UF as a freshman in 1934. He earned a business degree and later graduated from the law school. He was elected student body president in 1938, was the president of the Florida Blue Key and also served as president of his Alpha Tau Omega fraternity his senior year. O'Connell was also captain of the boxing team. He went undefeated in 1938, winning the middleweight division Southeastern Conference Championship.

O'Connell served in Australia during World War II and ended his military career as a major. After the war, O'Connell returned to Florida and practiced law, eventually becoming chief counsel for the Florida State Road Department.

In 1955, he was appointed to the state Supreme Court and 12 years later he was elected its chief justice. He spent just four months as the head of the court before being announced in September of 1967 as the UF president. He took

office in October of that year and was a calming force during a tumultuous era of racial tension and anti-war movements.

During his six-year tenure, he focused on increasing enrollment and racial diversity, while also reorganizing the Alumni Association. He also created an Office of Development staff by professional fund raisers while watching academic standards and achievements grow.

O'Connell retired as president in 1973 and returned to practice law in Tallahassee, where he lived until April of 2001 when he lost his battle with lung cancer. His memory will forever live on campus through the Stephen C. O'Connell Center, which was dedicated to him in 1980.

STEPHEN C. O'CONNELL CENTER FIRSTS

| | |
|-----------------------------|---|
| First Game: | Florida vs. East Tennessee, 72-54, Dec. 30, 1980 |
| First points: | Vernon Delancy, Florida (12-foot jumper at 19:42) |
| First Foul: | Tim Strawbridge, Florida (19:20) |
| First Assist: | Vernon Delancy, Florida (19:19) |
| First Free Throw: | Mike Moses (19:04) |
| First Dunk: | Vernon Delancy (10:14) |
| First Technical: | Gator Bench vs. Auburn, Jan. 10, 1981 |
| First Three-pointer: | Joe Lawrence vs. Western Carolina, Dec. 2, 1986 |

First 100-point Game: vs. Central Florida, 106-55, Nov. 24, 1984

First 30-point Game: Eugene McDowell (30), vs. Alabama, 86-77, Jan. 26, 1985

First Win: vs. East Tennessee, 72-54, Dec. 30, 1980

First SEC Win: vs. Auburn, 63-59, Jan. 10, 1981

First Loss: vs. LSU, 92-66, Jan. 3, 1981

FLORIDA HOME GAME WINNING STREAKS

| |
|--|
| 24 (March 1, 2006 to Nov. 20, 2007; ended Nov. 23, 2007, vs. Florida State) |
| 20 (Jan. 25, 2005 to Feb. 4, 2006; ended Feb. 8, 2006, vs. South Carolina) |
| 19 (Jan. 22, 2011 to Feb. 4, 2012; ended Feb. 11, 2012, vs. Tennessee) |
| 19 (Feb. 2, 2002 to Feb. 25, 2003; ended March 8, 2003, vs. Kentucky) |
| 18 (Jan. 22, 1985 to Feb. 4, 1987; ended Feb. 9, 1987, vs. Auburn) |
| 17 (March 19, 2008 to Feb. 21, 2009; ended March 1, 2009, vs. Tennessee) |
| 16 (Feb. 4, 1967 to Feb. 21, 1968; ended Feb. 24, 1968, vs. Mississippi State) |
| 15 (Nov. 26, 1993 to Dec. 10, 1994; ended Dec. 21, 1994, vs. Jacksonville) |
| 15 (Jan. 27, 2001 to Jan. 16, 2002; ended Jan. 19, 2002, vs. Georgia) |
| 13 (Jan. 29, 2000 to Dec. 30, 2000; and ended Jan. 17, 2001, vs. Georgia) |
| 12 (Nov. 16, 1998 to Feb. 4, 1999; ended February 6, 1999, vs. Ole Miss) |
| 11 (Feb. 16, 1999 to Jan. 12, 2000; ended January 18, 2000, vs. Tennessee) |
| 11 (Feb. 11, 1987 to Jan. 27, 1988; ended Feb. 6, 1988, vs. Auburn) |
| 10 (Jan. 12, 1940 to Dec. 12, 1941; ended Dec. 15, 1941, vs. Alabama) |
| 10 (Feb. 3, 1951 to Jan. 5, 1952; ended Jan. 12, 1952, vs. Kentucky) |

UF HOME BASKETBALL RECORDS

| YEAR | RECORD |
|---------|--------|
| 1915-16 | 0-0 |
| 1919-20 | 0-0 |
| 1920-21 | 0-1 |
| 1921-22 | 4-0 |
| 1922-23 | 1-0 |
| 1923-24 | 4-1 |
| 1924-25 | 2-2 |
| 1925-26 | 4-2 |
| 1926-27 | 4-2 |
| 1927-28 | 1-8 |
| 1928-29 | 5-5 |
| 1929-30 | 4-2 |
| 1930-31 | 5-3 |
| 1931-32 | 5-1 |
| 1932-33 | 4-1 |
| 1933-34 | 6-1 |
| 1934-35 | 4-4 |
| 1935-36 | 2-3 |
| 1936-37 | 4-5 |
| 1937-38 | 8-3 |
| 1938-39 | 6-3 |
| 1939-40 | 8-2 |
| 1940-41 | 2-0 |
| 1941-42 | 4-5 |
| 1942-43 | 3-2 |
| 1944-45 | 2-8 |
| 1945-46 | 3-6 |
| 1946-47 | 10-1 |
| 1947-48 | 8-4 |
| 1948-49 | 5-7 |
| 1949-50 | 6-4 |
| 1950-51 | 8-2 |
| 1951-52 | 10-1 |
| 1952-53 | 6-3 |

| | |
|-----------|------|
| 1953-54 | 4-6 |
| 1954-55 | 9-2 |
| 1955-56 | 8-3 |
| 1956-57 | 8-3 |
| 1957-58 | 7-3 |
| 1958-59 | 7-5 |
| 1959-60 | 5-7 |
| 1960-61 | 8-0 |
| 1961-62 | 9-2 |
| 1962-63 | 8-4 |
| 1963-64 | 6-5 |
| 1964-65 | 12-1 |
| 1965-66 | 8-3 |
| 1966-67 | 10-1 |
| 1967-68 | 10-1 |
| 1968-69 | 10-1 |
| 1969-70 | 6-4 |
| 1970-71 | 9-5 |
| 1971-72 | 7-5 |
| 1972-73 | 8-3 |
| 1973-74 | 8-4 |
| 1974-75 | 9-4 |
| 1975-76 | 9-4 |
| 1976-77 | 7-4 |
| 1977-78 | 5-4 |
| 1978-79 | 3-8 |
| 1979-80 | 5-6 |
| 1980-81 | 5-6 |
| 1981-82 | 3-7 |
| 1982-83 | 8-6 |
| 1983-84 | 10-4 |
| 1984-85 | 8-4 |
| 1985-86 | 16-1 |
| 1986-87 | 11-1 |
| 1987-88 | 13-2 |
| 1988-89 | 9-3 |
| 1989-90 | 5-7 |
| 1990-91 | 6-6 |
| 1991-92 | 11-4 |
| 1992-93 | 8-3 |
| 1993-94 | 13-0 |
| 1994-95 | 7-6 |
| 1995-96 | 6-6 |
| 1996-97 | 8-6 |
| 1997-98 | 11-4 |
| 1998-99 | 14-1 |
| 1999-2000 | 15-1 |
| 2000-01 | 13-2 |
| 2001-02 | 13-2 |
| 2002-03 | 15-1 |
| 2003-04 | 11-4 |
| 2004-05 | 13-3 |
| 2005-06 | 16-2 |
| 2006-07 | 18-0 |
| 2007-08 | 17-4 |
| 2008-09 | 18-2 |
| 2009-10 | 13-4 |
| 2010-11 | 14-3 |
| 2011-12 | 14-2 |

Overall Home Record: 715-297 (.707)

Most wins in single season: 18 (2006-07; 2008-09)

Record in the Stephen C. O'Connell Center: 362-107 (.772)

Longest Home Win Streak: 24 games (2006-07)

RECORD ATTENDANCE

| | |
|--------------------------|--|
| Season: | 627,779, 2006-07, 40 games (15,694 avg.) |
| Season Home: | 226,815, 2007-08, 21 games (10,801 avg.) |
| Home Average: | 11,826, 2006-07, 18 games (212,866) |
| SEC Home Average: | 12,244, 2006-07, 8 games (97,953) |

FLORIDA NON-CONFERENCE HOME WINNING STREAKS

40 (Nov. 16, 1998 to Dec. 6, 2003; ended Dec. 10, 2003 vs. Maryland)

28 (Dec. 19, 2004 to Nov. 20, 2007; ended Nov. 23, 2007 vs.

STEPHEN C. O'CONNELL CENTER – HOME OF THE GATORS

Florida State)
 21 (Dec. 20, 1983 to Nov. 30, 1988; ended Dec. 19, 1988 vs. Miami)
 18 (Nov. 27, 2007 to March 20, 2009; ended March 24, 2009 vs. Penn State)
 17 (Jan. 9, 1964 to Dec. 31, 1968; ended Jan. 18, 1969 vs. Furman)
 15 (Jan. 13, 1955 to Dec. 16, 1957; ended Jan. 16, 1958 vs. Miami)
 15 (Jan. 6, 1939 to Dec. 13, 1944; ended Dec. 15, 1944 vs. Pinellas AAF)

O'CONNELL CENTER RECORD VS. ALL OPPONENTS

| OPPONENT | WINS | LOSSES |
|---------------------|------|--------|
| Alabama | 17 | 4 |
| Alabama State | 1 | 0 |
| Albany | 1 | 0 |
| American University | 2 | 0 |
| Arizona | 1 | 0 |
| Arkansas | 8 | 2 |

| | | |
|-----------------------|----|----|
| Auburn | 17 | 5 |
| Augusta | 1 | 0 |
| Belmont | 1 | 0 |
| Bethune-Cookman | 6 | 0 |
| Biscayne | 3 | 0 |
| Bradley | 1 | 0 |
| Charleston Southern | 5 | 0 |
| Coastal Carolina | 3 | 0 |
| Creighton | 1 | 0 |
| DePaul | 1 | 0 |
| Duquesne | 1 | 0 |
| East Tennessee State | 1 | 0 |
| Eastern Illinois | 1 | 0 |
| Eastern Kentucky | 2 | 0 |
| Florida A&M | 10 | 0 |
| Florida Atlantic | 3 | 0 |
| Florida Gulf Coast | 1 | 0 |
| Florida International | 1 | 0 |
| Florida State | 11 | 4 |
| Georgetown | 0 | 1 |
| Georgia | 22 | 10 |
| Georgia Southern | 4 | 0 |

| | | |
|--------------------------|----|----|
| Georgia Tech | 1 | 0 |
| High Point | 3 | 0 |
| Howard | 1 | 0 |
| Illinois | 0 | 1 |
| Jackson State | 1 | 0 |
| Jacksonville | 11 | 2 |
| Kansas | 0 | 1 |
| Kent State | 1 | 0 |
| Kentucky | 14 | 18 |
| Liberty | 1 | 0 |
| Long Island | 1 | 0 |
| Longwood | 1 | 0 |
| LSU | 12 | 10 |
| Louisiana Tech | 1 | 0 |
| Louisville | 0 | 1 |
| Maryland | 0 | 1 |
| McNeese State | 1 | 0 |
| Miami (Fla.) | 5 | 1 |
| Michigan State | 1 | 0 |
| Mississippi | 17 | 4 |
| Mississippi State | 17 | 5 |
| Mississippi Valley State | 1 | 0 |



STEPHEN C. O'CONNELL CENTER – HOME OF THE GATORS

| | | |
|-----------------------|----|----|
| Missouri State | 1 | 0 |
| Montana State | 1 | 0 |
| Morehead State | 2 | 0 |
| Morgan State | 1 | 0 |
| NC Central | 1 | 0 |
| New Hampshire | 2 | 0 |
| New Orleans | 2 | 0 |
| Nicholls State | 1 | 0 |
| North Carolina A&T | 1 | 0 |
| North Carolina State | 1 | 0 |
| North Dakota State | 1 | 0 |
| North Florida | 3 | 0 |
| Northeastern | 1 | 0 |
| UNC Wilmington | 2 | 0 |
| Ohio State | 2 | 2 |
| Penn State | 0 | 1 |
| Pittsburgh | 0 | 1 |
| Prairie View A&M | 1 | 0 |
| Presbyterian | 1 | 0 |
| Providence | 1 | 0 |
| Radford | 1 | 0 |
| Rhode Island | 1 | 0 |
| Richmond | 1 | 0 |
| Rutgers | 2 | 0 |
| Sam Houston State | 1 | 0 |
| Samford | 1 | 0 |
| San Diego State | 1 | 0 |
| Savannah State | 1 | 0 |
| St. Francis (Pa.) | 1 | 0 |
| St. Leo | 2 | 0 |
| St. Peter's | 1 | 0 |
| Siena | 1 | 0 |
| South Alabama | 1 | 1 |
| South Carolina | 16 | 5 |
| South Florida | 7 | 2 |
| Southern | 1 | 0 |
| Southern Mississippi | 1 | 0 |
| Southern Utah | 1 | 0 |
| Stetson | 14 | 1 |
| Tennessee | 20 | 12 |
| Tennessee-Chattanooga | 1 | 0 |
| Tennessee Tech | 1 | 0 |
| Texas | 1 | 2 |
| Texas A&M | 1 | 0 |
| Texas Christian | 1 | 0 |
| Toledo | 1 | 0 |
| Towson | 1 | 0 |
| Troy | 1 | 0 |
| Tulane | 1 | 0 |
| UAB | 1 | 0 |
| UCF | 7 | 0 |
| Vanderbilt | 25 | 7 |
| Villanova | 0 | 1 |
| VMI | 1 | 0 |
| Wake Forest | 0 | 1 |
| Western Carolina | 1 | 0 |
| Wichita State | 1 | 0 |
| Xavier | 0 | 1 |
| Yale | 1 | 0 |

LARGEST CROWDS TO WATCH FLORIDA BASKETBALL

| |
|---|
| 53,510at Georgia Dome vs. UCLA, March 31, 2007 (NCAA Tournament Semifinal) |
| 51,458at Georgia Dome vs. Ohio State, April 2, 2007 (NCAA Tournament Final) |
| 43,822at RCA Dome vs. George Mason, April 1, 2006 (NCAA Tournament Semifinal) |
| 43,168at RCA Dome vs. UCLA, April 3, 2006 (NCAA Tournament Final) |
| 43,116at RCA Dome vs. Michigan State, April 3, 2000 (NCAA Tournament Final) |
| 43,116at RCA Dome vs. North Carolina, April 1, 2000 (NCAA Tournament Semifinal) |
| 30,681at Carrier Dome vs. Duke, March 24, 2000 (NCAA Tournament) |

SINGLE-GAME HOME ATTENDANCE HIGHS

| RANK | ATTENDANCE | OPPONENT | DATE | SCORE | RESULT |
|------|------------|---------------|----------------------|--------|--------|
| 1. | 12,633 | Kentucky | Sat., Feb. 5, 2011 | 70-68 | W |
| 2. | 12,630 | Tennessee | Sat., Feb. 12, 2011 | 61-60 | W |
| 3. | 12,621 | Ohio State | Sat., Dec. 23, 2006 | 86-60 | W |
| 4. | 12,618 | Kentucky | Tues., Jan. 12, 2010 | 77-89 | L |
| 5. | 12,614 | Kentucky | Sun., March 4, 2007 | 85-72 | W |
| 6. | 12,609 | Kentucky | Sat., Feb. 4, 2006 | 95-80 | W |
| 7. | 12,602 | Kentucky | Sun., March 6, 2005 | 53-52 | W |
| 8. | 12,599 | Florida State | Fri., Nov. 25, 2005 | 74-66 | W |
| 9. | 12,598 | Alabama | Wed., Feb. 14, 2007 | 76-67 | W |
| 10. | 12,581 | Kentucky | Sat., March 8, 2003 | 67-69 | L |
| 11. | 12,543 | Vanderbilt | Sat., Feb. 21, 2009 | 82-68 | W |
| 12. | 12,511 | Kentucky | Sun., March 4, 2001 | 94-86 | W |
| 13. | 12,498 | Tennessee | Sat., Jan. 10, 2004 | 95-57 | W |
| 14. | 12,497 | Vanderbilt | Sat., Feb. 9, 2002 | 80-54 | W |
| 15. | 12,495 | Tennessee | Wed., Jan. 15, 2003 | 77-64 | W |
| 16. | 12,490 | Tennessee | Sun., March 1, 2009 | 75-79 | L |
| 17. | 12,487 | Florida State | Fri., Nov. 19, 1999 | 96-61 | W |
| 18. | 12,475 | Auburn | Sun., Feb. 27, 2000 | 88-59 | W |
| 19. | 12,449 | Vanderbilt | Sun., Jan. 27, 2008 | 86-64 | W |
| 20. | 12,447 | LSU | Wed., Jan. 16, 2002 | 102-70 | W |

YEAR-BY-YEAR HOME ATTENDANCE FIGURES

| SEASON | GAMES | TOTAL | AVG. | RECORD | PCT. |
|---------|-------|-----------|--------|---------|-------|
| 1980-81 | 11 | 80,246 | 7,311 | 5-6 | .454 |
| 1981-82 | 10 | 75,822 | 6,892 | 3-7 | .300 |
| 1982-83 | 14 | 93,190 | 6,656 | 8-6 | .571 |
| 1983-84 | 14 | 93,932 | 6,709 | 10-4 | .714 |
| 1984-85 | 12 | 104,938 | 8,745 | 8-4 | .667 |
| 1985-86 | 17 | 128,558 | 7,562 | 16-1 | .941 |
| 1986-87 | 12 | 129,205 | 10,767 | 11-1 | .917 |
| 1987-88 | 15 | 151,654 | 10,110 | 13-2 | .867 |
| 1988-89 | 12 | 112,802 | 9,400 | 9-3 | .750 |
| 1989-90 | 12 | 90,489 | 7,541 | 5-7 | .416 |
| 1990-91 | 12 | 85,739 | 7,145 | 6-6 | .500 |
| 1991-92 | 15 | 109,630 | 7,309 | 11-4 | .733 |
| 1992-93 | 11 | 102,231 | 9,294 | 8-3 | .727 |
| 1993-94 | 13 | 121,005 | 9,308 | 13-0 | 1.000 |
| 1994-95 | 13 | 127,898 | 9,838 | 7-6 | .538 |
| 1995-96 | 12 | 94,757 | 7,896 | 6-6 | .500 |
| 1996-97 | 14 | 89,614 | 6,401 | 8-6 | .571 |
| 1997-98 | 15 | 115,858 | 7,724 | 11-4 | .733 |
| 1998-99 | 15 | 135,276 | 9,018 | 14-1 | .933 |
| 1999-00 | 16 | 156,524 | 9,783 | 15-1 | .938 |
| 2000-01 | 15 | 158,149 | 10,543 | 13-2 | .866 |
| 2001-02 | 15 | 162,069 | 10,805 | 13-2 | .866 |
| 2002-03 | 16 | 167,827 | 10,489 | 15-1 | .938 |
| 2003-04 | 15 | 165,705 | 11,047 | 11-4 | .733 |
| 2004-05 | 16 | 165,600 | 10,350 | 13-3 | .813 |
| 2005-06 | 18 | 195,331 | 10,852 | 16-2 | .888 |
| 2006-07 | 18 | 212,866 | 11,826 | 18-0 | 1.000 |
| 2007-08 | 21 | 226,815 | 10,801 | 17-4 | .810 |
| 2008-09 | 20 | 206,547 | 10,327 | 18-2 | .900 |
| 2009-10 | 17 | 186,106 | 10,947 | 13-4 | .765 |
| 2010-11 | 17 | 173,158 | 10,186 | 14-3 | .824 |
| 2011-12 | 16 | 166,951 | 10,434 | 14-2 | .875 |
| Totals | 469 | 4,386,492 | 9,353 | 362-102 | .772 |

| |
|---|
| 30,388at Carrier Dome vs. Oklahoma State, March 26, 2000 (NCAA Tournament) |
| 28,246at Carrier Dome vs. Alaska-Anchorage, Dec. 8, 1990 (Carrier Classic) |
| 27,929at Carrier Dome vs. UNC Charlotte, Dec. 7, 1990 (Carrier Classic) |
| 26,214at Edward Jones Dome vs. Butler, March 23, 2007 (NCAA Sweet 16) |
| 25,947at Edward Jones Dome vs. Oregon, March 25, 2007 (NCAA Tournament Elite Eight) |
| 25,127at Georgia Dome vs. Arkansas, March 5, 1999 (SEC Tournament) |
| 24,465at Rupp Arena vs. Kentucky, Feb. 10, 2007 |
| 24,459at Carrier Dome vs. Syracuse, Dec. 2, 2011 |
| 24,459at Rupp Arena vs. Kentucky, Feb. 4, 2003 |

OVERALL ATHLETIC SUCCESS

VISION IN ATHLETICS: UNIVERSITY ATHLETIC ASSOCIATION MISSION STATEMENT

The University Athletic Association, Inc. exists to advance the University of Florida's teaching, research and service missions. Through the education and the promotion of the health and welfare of students, the University Athletic Association seeks to link experiences of all backgrounds, races, origins, genders, and cultures to prepare generations of students and staff, including women and minorities, to be productive members of society. The character of the athletics programs at the University Athletic Association reflects the character of the University of Florida as a major, public, comprehensive institution of higher learning.



The University Athletic Association is dedicated to the intellectual, physical and personal development of student-athletes, as well as staff, including women and minorities. Demonstrating leadership in all decisions affecting college athletics, the University Athletic Association will act in an ethical and honest manner, will promote an environment fostering the professional and personal achievement of coaches, administrators and staff, will attain excellence in athletic performance, sportsmanship, financial strength, and superior fan satisfaction. This vision in athletics is at the core of our responsibility to the University, to our students, and to the public at large.

FLORIDA'S NATIONAL CHAMPIONSHIP TEAMS

| | | |
|------------------|------|-------------------|
| Men's Golf | 1968 | NCAA Championship |
| Men's Golf | 1973 | NCAA Championship |
| Women's Swimming | 1979 | IAIW Championship |



| | | |
|-----------------------------|------|---------------------------|
| Gymnastics | 1982 | IAIW Championship |
| Women's Swimming | 1982 | NCAA Championship |
| Men's Swimming | 1983 | NCAA Championship |
| Men's Swimming | 1984 | NCAA Championship |
| Women's Golf | 1985 | NCAA Championship |
| Women's Golf | 1986 | NCAA Championship |
| Women's Track | 1992 | NCAA Indoor Championship |
| Women's Tennis | 1992 | NCAA Championship |
| Men's Golf | 1993 | NCAA Championship |
| Women's Tennis | 1996 | NCAA Championship |
| Football | 1996 | Associated Press/Coaches' |
| Women's Tennis | 1998 | NCAA Championship |
| Soccer | 1998 | NCAA Championship |
| Men's Golf | 2001 | NCAA Championship |
| Women's Tennis | 2003 | NCAA Championship |
| Men's Basketball | 2006 | NCAA Championship |
| Football | 2006 | BCS/Associated Press |
| Men's Basketball | 2007 | NCAA Championship |
| Football | 2008 | BCS/Associated Press |
| Men's Indoor Track & Field | 2010 | NCAA Championship |
| Women's Swimming & Diving | 2010 | NCAA Championship |
| Men's Indoor Track & Field | 2011 | NCAA Championship |
| Women's Tennis | 2011 | NCAA Championship |
| Men's Indoor Track & Field | 2012 | NCAA Championship |
| Women's Tennis | 2012 | NCAA Championship |
| Men's Outdoor Track & Field | 2012 | NCAA Championship |

UF ANNUAL FINISHES IN THE SEC ALL-SPORTS TROPHY

| Year | Men | Women | Overall |
|---------|-------------|-------------|-------------|
| 1973-74 | 3rd | --- | --- |
| 1974-75 | 3rd | --- | --- |
| 1975-76 | 4th | --- | --- |
| 1976-77 | 2nd | --- | --- |
| 1977-78 | 2nd | --- | --- |
| 1978-79 | 3rd | --- | --- |
| 1979-80 | 7th | --- | --- |
| 1980-81 | 4th | --- | --- |
| 1981-82 | 4th | --- | --- |
| 1982-83 | 4th | --- | --- |
| 1983-84 | 3rd | 2nd | 2nd |
| 1984-85 | 4th | 1st | 2nd |
| 1985-86 | 6th | 2nd | 3rd |
| 1986-87 | 3rd | 2nd | 3rd |
| 1987-88 | 2nd | 1st | 1st |
| 1988-89 | 2nd | 1st | 1st |
| 1989-90 | 6th | 3rd | 4th |
| 1990-91 | 2nd | 2nd | 2nd |
| 1991-92 | 1th | 1th | 1th |
| 1992-93 | 1st | 1st | 1st |
| 1993-94 | 1st | 2nd | 1st |
| 1994-95 | 2nd (8.57) | 1st (10.57) | 1st (9.57) |
| 1995-96 | 1st (8.79) | 1st (10.06) | 1st (9.47) |
| 1996-97 | 3rd (7.79) | 1st (10.61) | 1st (9.38) |
| 1997-98 | 1st (8.43) | 1st (10.61) | 1st (9.66) |
| 1998-99 | 1st (9.29) | 2nd (8.78) | 1st (9.00) |
| 1999-00 | 1st (9.57) | 1st (9.50) | 1st (9.53) |
| 2000-01 | 3rd (9.14) | 1st (10.33) | 1st (9.81) |
| 2001-02 | 1st (10.07) | 1st (9.78) | 1st (9.91) |
| 2002-03 | 1st (10.00) | 1st (9.56) | 1st (9.75) |
| 2003-04 | 1st (10.00) | 2nd (9.33) | 1st (9.63) |
| 2004-05 | 1st (10.29) | 3rd (8.56) | 1st (9.31) |
| 2005-06 | 2nd (8.71) | 3rd (8.89) | 2nd (9.63) |
| 2006-07 | 1st (9.71) | 1st (9.72) | 1st (9.72) |
| 2007-08 | 2nd (9.07) | 1st (10.67) | 1st (9.97) |
| 2008-09 | 1st (10.00) | 1st (10.28) | 1st (10.16) |
| 2009-10 | 1st (10.79) | 1st (9.72) | 1st (10.19) |
| 2010-11 | 1st (10.21) | 1st (9.89) | 1st (10.03) |
| 2011-12 | 1st (9.50) | 1st (10.00) | 1st (9.78) |

UF ANNUAL FINISHES NATIONAL ALL-SPORTS COMPETITION

The University of Florida is the only school in the country to finish among the nation's top 10 overall most successful programs each year since 1983.

| Academic Year | UF Finish |
|---------------|-----------|
| 1983-84 | 5th |



OVERALL ATHLETIC SUCCESS



| | |
|---------|------|
| 1984-85 | 4th |
| 1985-86 | 8th |
| 1986-87 | 4th |
| 1987-88 | 5th |
| 1988-89 | 9th |
| 1989-90 | 5th |
| 1990-91 | 5th |
| 1991-92 | 5th |
| 1992-93 | 4th |
| 1993-94 | 4th |
| 1994-95 | 5th |
| 1995-96 | 3rd |
| 1996-97 | 5th |
| 1997-98 | T2nd |
| 1998-99 | 4th |
| 1999-00 | 7th |
| 2000-01 | 7th |
| 2001-02 | 3rd |
| 2002-03 | 7th |
| 2003-04 | 6th |
| 2004-05 | 6th |
| 2005-06 | 5th |
| 2006-07 | 6th |
| 2007-08 | 6th |
| 2008-09 | 3rd |
| 2009-10 | 2nd |
| 2010-11 | 4th |
| 2011-12 | 2nd |

Note: Prior to 1993-94, USA Today ranked the nation's top athletic programs. Beginning with 1993-94, The National Association of College Directors of Athletics took over the all-sports rankings.



- The University of Florida is the only school in the country to finish among the nation's top-10 overall most successful programs each year since 1983. In 2011-12, UF tied for second in the nation, making two of past three years and three times overall that the Gators have finished second.

- 75 Gator student-athletes graduated during the 2011-12 school year and 46 (61%) of them were part of a National and/or Southeastern Conference championship during their Gator careers.



- UF has won 29 National Championships in program history, including three in the 2011-12 season.
- The Gators added three SEC Championships in 2011-12, running their total to an SEC-best 204 conference titles.
- Since 1990, Florida has not finished outside of the top two in the SEC All-Sports Trophy standings. The Gators have won 20 of the 22 trophies since that time and have swept both the men's and women's trophies in 12 of those years.
- UF's lacrosse team also added the American Lacrosse Conference (ALC) regular season and tournament titles in 2012 and was the No. 1 overall seed for the NCAA tournament in just the program's third year of existence.
- Gator gymnast Kytra Hunter, who won the 2012 NCAA all-around championship, was a recipient of the Honda



Sports Award, becoming the 15th Gator to receive the prestigious award.

- Three Gators, Stacy Nelson (Softball), Brandon McArthur (Baseball) and Tim Tebow (Football) have won the prestigious Lowe's Senior CLASS Award which is given to the graduating senior who best uses their platform in athletics to make a positive impact as leaders in their communities. Preston Tucker (Baseball) and Michelle Moultrie (Softball) were finalists in 2012.
- Seven teams had a 100 percent Graduation Success Rate (GSR) as reported by the NCAA in October of 2010 and had an overall GSR of 82 percent, ranking second in the SEC behind Vanderbilt.

UNIVERSITY OF FLORIDA PRESIDENT



J. BERNARD “BERNIE” MACHEN

Bernie Machen was appointed UF's 11th president in January, 2004. During his tenure, he has expanded the university's research and scholarship endeavors, elevated its educational programs and increased access to students from a diversity of economic backgrounds – all while shepherding the university through an era of growing financial challenges.

Under President Machen's leadership, UF's annual research funding has soared to \$619 million, including a \$64 million grant for research on aging that is the largest in UF's history. He has presided over a major expansion of research facilities, including the 280,000-square-foot Cancer and Genetics Research Complex, the university's largest research building. Dr. Machen has also nurtured UF's technology commercialization enterprise, spearheading the development of a 40-acre innovation community within walking distance of UF's main campus.

A longtime advocate for giving students from all walks of life the chance to attend college, Dr. Machen in 2005 pioneered the Florida Opportunity Scholars program, which pays tuition and room and board for students from disadvantaged backgrounds. So far, about 2,300 students have attended UF as recipients of the scholarship. Dr. Machen also spearheaded the Innovation Academy – a spring-summer program set to begin in 2013 that will eventually open UF's doors to 2,000 additional students, all focusing on innovation and entrepreneurship.

Like many public universities nationwide, UF has faced several years of declining state support. Dr. Machen has led Florida's 11 public universities' response to these declines by advocating for universities to gain increased flexibility and independence in setting their own tuition.

Among other milestones of his tenure, President Machen launched a university-wide sustainability campaign that today is considered a model in public higher education. He began GatorGradCare to provide health insurance to UF's graduate students, and he launched successful programs to curb binge and underage drinking on campus.

Prior to his appointment at UF, Dr. Machen served for six years as president of the University of Utah. His previous positions include provost and executive vice president for academic affairs at the University of Michigan; dean of dentistry at the University of Michigan and associate dean at the University of North Carolina School of Dentistry.

A member of the Florida Council of 100, he has held several prominent positions in statewide and national higher education leadership – including as a member of the National Security Higher Education Advisory Board and the Board of Directors for the 2002 Winter Olympics in Salt Lake City. He earned his doctor of dental surgery from St. Louis University and doctorate in educational psychology

from the University of Iowa; both institutions have honored him with distinguished alumnus awards.

President Machen and his wife, Chris, a former neonatal intensive care nurse, live in Gainesville. They have two sons:

Lee, an engineer at Intel in Portland; Michael, an attorney in Chicago; a daughter, Maggie, a veterinarian and resident in small animal cardiology at the University of Pennsylvania; and four grandchildren.



UAA BOARD AND INTERCOLLEGIATE ATHLETICS COMMITTEE

2011-12 UNIVERSITY OF FLORIDA ATHLETICS ASSOCIATION BOARD OF DIRECTORS

The University Athletic Association, Inc. (UAA, Inc.) is governed by a Board of Directors. That board has the final say on policies, procedures and the budget. Two-thirds of the UAA, Inc. Board of Directors is composed of University of Florida administrators and faculty members. More specifically, the Board consists of the University president, the provost, the vice president of administrative affairs, two presidentially-appointed faculty members, the athletics director, the chairman of the Board of Trustees or his designee, the Gator Boosters, Inc. President or his designee, two students and two alumni representatives.

Dr. Dan Connaughton, UF Faculty
 Mr. Marshall M. Criser, III, Board of Trustees Representative
 Mr. Andy Fawbush, Presidential Appointee and UAA Board President
 Dr. Joe Glover, UF Provost and Senior Vice President
 Dr. Richard Lutz, UF Faculty
 Dr. Bernie Machen, UF President
 Dr. Andrew McCollough, Chair of IAC and UAA Secretary
 Mrs. Dianna Morgan, Alumni Representative
 Mr. Eric Nickelson, Gator Boosters President
 Mr. Steve Nouss, National Alumni Representative and UAA Vice President
 Mr. Ed Poppell, UF Vice President for Business Affairs and UAA Treasurer
 Mr. Anthony Reynolds, UF Student Representative
 Dr. Michael Sagas, UF Chair of Department of Tourism
 Ms. Betsy Smith, UF Student-Athlete Representative
 Mr. Kelly Smith, Former Gator Booster President
 Mrs. Lynda Tealer, Senior Associate Athletics Director

2011-12 UNIVERSITY OF FLORIDA ATHLETICS INTERCOLLEGIATE ATHLETIC COMMITTEE

TFormed in 1991 by then University of Florida President, Dr. John Lombardi, the Intercollegiate Athletic Committee (IAC) has a broad agenda that includes the general oversight of the intercollegiate athletics program at the University of Florida. Responsibilities of the IAC include: 1) Recommending policy changes related to academic issues; 2) Monitoring admission progress of student-athletes; 3) Monitoring changes in NCAA rules and procedures and reviewing with the UAA compliance officer the institution's compliance program; 4) Reporting to the faculty on issues related to intercollegiate athletics; 5) Making additional recommendations to the President on any matter related to intercollegiate athletics. Members of the IAC include six faculty, two students, the faculty athletics representative, two administrators and three nonvoting ex-officio members from the UAA.

Dr. David Bloomquist, Associate Professor
 Dr. Keith Carodine, Senior Associate Athletics Director
 Dr. Joseph Delfino, Professor
 Mr. Jeremy Foley, Athletics Director
 Dr. Joseph Glover, Provost & Senior Vice President
 Dr. Jessica Harland-Jacobs, Associate Professor
 Mr. Brian Howell, UF Student-Athlete Representative
 Dr. Michael Katovich, Professor
 Mr. Dave Kratzer, Interim Vice President
 Dr. Albert Matheny, Associate Dean & Professor
 Mr. Jamie McCloskey, Senior Associate Athletics Director
 Dr. W. Andrew McCollough, Associate Provost for IT, E-Learning & Distance Education
 Dr. Rebecca Pauly, Associate Vice President & Professor
 Dr. Michael Sagas, NCAA Faculty Representative & Professor
 Mrs. Lynda Tealer, Senior Associate Athletics Director
 Mr. Craig Thompson, UF Student Representative

Note: 2012-13 Committee Members for UAA Board and IAC Board will be voted on during the Fall 2012 semester



UNIVERSITY OF FLORIDA ATHLETIC DIRECTOR



JEREMY N. FOLEY

Jeremy N. Foley, who has handled virtually every aspect of the University of Florida's \$96 million athletic program during his athletic administrative career – which began with an internship in the Gator Ticket Office in 1976 – was named UF's Director of Athletics in March of 1992. He is the third longest tenured athletic director among Bowl Championship series Conference schools.

A man with great vision and experience, Foley, 59, brings a passionate top-to-bottom team approach to the top athletic post at the University of Florida. Foley's philosophy involves the continued building of a comprehensive athletic program, with the goal of having the overall UF program ranked as the top athletic program in the nation.

As chief financial officer for the University Athletic Association (UAA), Foley has spearheaded a number of capital improvement projects in the athletic department. The project list includes two major expansions of the football stadium, a multipurpose athletic field house, new facilities for tennis, track & field, soccer, baseball, golf, softball, swimming and lacrosse. Foley also played a role in the academic advising center on the University of Florida campus, which serves UF students and Gator student-athletes and assisted in funding the renovation of the Stephen C. O'Connell Center. The James W. "Bill" Heavener Football Complex, a project that enhanced the football experience for Gator student-athletes, staff and visitors, was completed in July of 2008 and received platinum certification from the Leadership in Energy and Environmental Design (LEED) Green Building Rating System, the highest ranking available. It was the first building in Florida and the first athletic facility in the nation to achieve platinum status. Foley's most recent project was the lacrosse facility – a 1,500 seat-stadium offering fans a great view of this fast-paced sport – completed prior to the inaugural season in the spring of 2010.

Foley's commitment to the overall athletic program includes a plan of increased opportunities for women, as three women's sports have been added under his tenure – soccer, softball and lacrosse.

Also, in an era when the NCAA estimates 90 percent of Division I schools are losing money on intercollegiate athletics, the University of Florida Athletic Association has contributed more than \$67 million in the last 22 years to help fund University of Florida academic endeavors.

Florida has been equally successful on the field of play and in the classroom during Foley's administrative tenure. The Florida athletic program has ranked among the nation's top 10 for 29-straight years (1983-84 – 2011-12) and among the top five for 15 times in the of the last 22 years, according to national all-sport rankings.

UF became the first program in collegiate history to own both the men's basketball and football national titles in

the same calendar year, after capturing crowns in 2006. The men's basketball team then became the first repeat champions in their sport in 15 years after cutting the nets down again in 2007.

Foley is the only athletic director in Division I history to supervise a program that has won multiple national titles in football (1996, 2006, 2008) and men's basketball (2006, 2007) and overall 20 Gator teams have been crowned national champions under his watch. Florida has won a conference-best 11 national championships since 2006.

The 2011-12 athletics year was arguably one of the best in Gator history. A school-record three national titles were won - the men's indoor track and field team won it's third consecutive national championship, the women's tennis team captured the national title for the second consecutive year and the men's outdoor track and field program won the school's first outdoor title. Florida has won multiple national titles for the third consecutive year, a first in the history of the athletic program. Overall, 12 programs finished in the top 10 and Florida finished second in the national all-sports rankings, matching the best finish in school history (UF finished tied for second in 1997-98 and second in 2009-10). Florida has finished in the top three of those rankings in three of the past four years.

In Southeastern Conference action, Florida picked up a three league crowns in 2011-12 action (Women's Indoor Track and Field, Women's Tennis and Gymnastics). UF has now has a total of 205 SEC titles since the league began in 1932 and 106 of those SEC titles have come under Foley's watch. In addition, the lacrosse team won the American Lacrosse Conference regular season title for the second consecutive year. Florida swept the Halifax Media Group Southeastern Conference All-Sports Titles for the 12th time.

UF's commitment in the classroom is equally impressive. Under Foley, UF student-athletes have been honored 92 times as Academic All-Americans.

The Gator athletic coaching family, which Foley had a large part in assembling, has collected 85 conference Coach of-the-Year awards during the last 20 years and have captured 20 national titles.

Gator student athletes, coaches and administrators have also been a fixture in the community, taking part in a variety of community related endeavors.

Florida student athletes remained involved in the community and beyond. A total of 437 UF student athletes have participated in 3,796 hours of community service in 2011-12, partnering with 20 schools, 9 civic organizations and 28 non-profit organizations. Florida was honored with a White House commendation for volunteerism in 1994.

FOLEY FILE

PROFESSIONAL EXPERIENCE

- Athletic Director (March 9, 1992 - Present)
- Senior Associate Athletic Director (January 1987 - March 1992)
- Interim Athletic Director (September 1986 - January 1987)
- Associate Athletic Director for Business Affairs (June 1981 - September 1986)
- Assistant Athletic Director (May 1980 - June 1981)
- Director of Ticket and Game Operations (March 1979 - May 1980)
- Ticket Manager (February 1977 - March 1979)
- Intern (August 1976 - February 1977)

EDUCATION

- Ohio University, 1976, Masters of Education in Sports Administration
- Hobart College, 1974, Bachelor of Arts in Psychology

ATHLETIC EXPERIENCE

- Completed Boston Marathon in April of 1995 (3:39.51) and in April of 1998 (3:28.10)
- Football and Lacrosse, Hobart College

DATE OF BIRTH

- December 1, 1952 in Washington, D.C.

Foley was named the Street & Smith's SportsBusiness Journal National Athletic Director of the Year in June of 2006 and the National Football Foundation and College Football Hall of Fame awarded him the 2007 John L.

Toner Award. The Toner Award is designed to honor and acknowledge outstanding athletics directors who have demonstrated superior administrative abilities especially in the area of college football.

Foley also served on the NCAA Division I Management Council from 1997-2002.

Foley was named Honorary Alumnus of the University of Florida by the Florida Alumni Association Board of Directors in October of 2000.

Born in Washington, D.C., but calling New London, N.H., home, Foley received his undergraduate degree in 1974 from Hobart College in Geneva, N.Y., where he also coached and scouted for the tradition-rich lacrosse program following graduation. He went on to earn his Master's Degree in Sports Administration from Ohio University in 1976 and then joined the Gator athletic program as an intern in the ticket office. In 1995, the Ohio Graduate School presented Foley with the school's Distinguished Alumni Award. The Ohio University Alumni Association also awarded Foley with the Medal of Merit in September of 2008.

In 2008, the Hobart Alumni Association presented Foley with the Medal of Excellence, their highest honor, for out-

UNIVERSITY OF FLORIDA ATHLETIC DIRECTOR

standing achievements as Athletic Director at the University of Florida, which has brought honor and distinction to his alma mater.

The Holderness School, a small, private, college preparation school in Plymouth, New Hampshire presented Foley, class of 1970, with their 2007 Distinguished Alumni Award in November of 2007.

An avid sports and Boston Red Sox fan, Foley ran the Boston Marathon in a 3:39.51 clip in April of 1995 and completed the course in 3:28.10 in 1998. A dog lover and proud owner of one Labrador retriever, he is involved with the Humane Society and local charities.



2012-13 GATOR BOOSTERS, INC. BOARD OF DIRECTORS

| | | | | | | |
|--|--|---|--|--|--|---|
| Bill Heavener President Orlando | Bruce Culpepper Tallahassee | Pat Lloveras Dunedin | Fred Ridley Tampa | Stumpy Harris Orlando | John Frost Bartow | Wayne Wiles Ft. Myers |
| Rex Farrior III President-Elect Tampa | Jody Davis Gainesville | Bill Lloyd Daytona Beach | Geoff Roepstorff Sanibel | Bill Heavener Winter Park | Rob Gidel Windermere | In Memoriam Harold Ashley Jerry Chicone, Sr. Rex Farrior, Jr. Jack Holloway Scott Linder Paul McDonald Alfred McKethan Frank Oliver Alfred Ring George Sanders |
| John Alvarez Ocala | Joe Davis, Jr. Wauchula | Bonnie Lyons Gainesville | M. G. Sanchez Gainesville | Gale Lemerand Ormond Beach | Ben Hill Griffin, III Frostproof | |
| Nancy Anderson Jacksonville | Steve deMontmollin Gainesville | Bernie Machen Gainesville | Kathie Seabrook Ponte Vedra Beach | In Memoriam Ben Hill Griffin, Jr. | David Hughes Winter Park | |
| Samuel Block Vero Beach | Tom Donahoo Jacksonville | W. A. McGriff III Jacksonville | Bryant Skinner Jacksonville | DISTINGUISHED DIRECTORS Jack Berry, Jr. Windermere | Len Johnson Dade City | |
| Judy Boles Gainesville | Bill Dudziak Lighthouse Point | Warren McKnight Haines City | Bob Spencer Bradenton | Guy Bostick Auburndale | Tom Johnson Dade City | |
| Alex Brown Vernon Hills, IL | Merritt Fore Ocala | Thad McNulty Jacksonville | Bob Tebow Jacksonville | Mark Bostick Auburndale | Bryan Kornblau Glen Allen, VA | |
| Lomas Brown Rochester Hills, MI | George Garcia Atlantic Beach | Steve Melnyk Jacksonville | Tim Tebow New York, N.Y. | Deirdre Dizney Brand Ocala | Greg Masters Lakeland | |
| Chris Bryan Fernandina Beach | W. C. Gentry Jacksonville | Howell "Hal" Melton Winter Park | David Thomas Windermere | Joe Chapman Panama City, FL | Tommy Oakley Lake Wales | |
| Jeff Cardozo Gainesville | Rogers Holmes Orange Park | Vic Miranda Boca Raton | Chip Tucker Winter Haven | Wayne Carse Orlando | Joyce Oliver Palatka | |
| Jeannette Chapman Panama City | Nate Jenkins Ocoee | Tom Mitchell Gainesville | Ward Wagner West Palm Beach | Jerry Chicone Orlando | Jamie Pressly Palm Beach | |
| Susanne Clemons Okeechobee | Hjalma Johnson Dade City | Jay Moody Lynn Haven | Mary Jo Walker Ft. Myers | Gary Condron Ponte Vedra Beach | Katie Pressly Palm Beach | |
| Nathan Collier Gainesville | Jack Katz Orlando | Lynn Oakley Lake Wales | Warren Wiltshire-Ad Hoc Ft. Myers | Irene Dizney Windermere | Kelly Smith Orlando | |
| Michael Connelly Tampa | Jim Kimbrough Brooksville | Gene Peek Jacksonville | In Memoriam Jimmy Anderson Warren Cason Duke Crittenden Fred Montsdeoca | Ed Evans Oklahoma City, OK | Steve Vining Jacksonville | |
| Andy Crawford Jacksonville | Darryl LeClair St. Petersburg | Nancy Perry Gainesville | LEGACY DIRECTORS Don Dizney Windermere | Mary Lee Farrior Tampa | Kimberly Beach Walden Bainbridge, GA | |
| Marshall Criser III Miami | Leonard Levy Tampa | Grier Pressly Palm Beach | | | Al Warrington Freeport, TX | |

MEDIA INFORMATION

CREDENTIALS: Requests for credentials will be taken online and reviewed by Florida basketball SID Denver Parler. To access the credential request form, please visit www.sportssystem.com/floridahoops. Once you have submitted your credential request, you will receive an automated email from the Communications Department acknowledging your request was received and is being reviewed. Once a decision is made on your request, you will receive an email with further information.

CREDENTIAL PICK-UP: Depending on the situation, credentials will be mailed or held at the Press Will Call window at Gate One of the O'Connell Center, which opens for pick-up 90 minutes prior to each game. If enough advance notice is given, credentials can be mailed or overnighted at the expense of the media organization making the request.

INTERNET CREDENTIALS: Only official websites of each participating institution, along with networks holding contractual broadcast rights to a game and websites affiliated with a national publication or news outlet, will be issued credentials.

PLAYER/STAFF INTERVIEWS: All interview requests for the players or coaching staff should be coordinated through Denver Parler at least 24 hours in advance. Interviews will be arranged before or after practice according to class and meeting schedules during the preseason and once the season begins, players will typically be available at least once a week plus game days. Please contact Parler for player availability during the season. The Communications Office will not give out home or cell phone numbers for any players, and players may not be contacted directly by phone, text, email or social media. Members of the media are not permitted in team areas. Team locker room, training room and strength complex are considered private work areas. These areas, as well as players' housing (on-campus and off-campus), are off-limits to media representatives.

PRESS CONFERENCES: Head Coach Billy Donovan will conduct a weekly press conference at 11:15 a.m. each Monday during SEC season beginning Jan. 7 at the Women's Club, adjacent to the Florida Basketball Practice Facility. Gator players will be brought in afterwards when class schedules permit.

PRACTICE COVERAGE: University of Florida men's basketball practices are closed to the media, as is the game day shoot around both at home and on the road.

WEEKLY TELECONFERENCE: The Southeastern Conference office will conduct a weekly teleconference beginning with the start of conference play and continuing through the postseason teleconference on the Monday following the SEC Tournament. (Dates subject to change.)

WEEKLY TELECONFERENCE: The Southeastern Conference office will conduct a weekly teleconference beginning with the start of conference play and continuing through the postseason teleconference on the Monday following the SEC Tournament. (Dates subject to change.)

SCHEDULE: (ALL TIMES ET)

| | |
|---------------------------|-------------------|
| Kevin Stallings (VU) | 11:00 a.m. |
| BILLY DONOVAN (UF) | 11:07 a.m. |
| Frank Martin (USC) | 11:14 a.m. |
| Mark Fox (UGA) | 11:21 a.m. |
| Johnny Jones (LSU) | 11:28 a.m. |
| John Calipari (UK) | 11:35 a.m. |
| Cuonzo Martin (UT) | 11:42 a.m. |
| Mike Anderson (Ark.) | 11:49 a.m. |
| Anthony Grant (UA) | 11:56 a.m. |
| Tony Barbee (AU) | 12:03 p.m. |
| Andy Kennedy (UM) | 12:10 p.m. |
| Rick Ray (MSU) | 12:17 p.m. |

VIDEO: Media outlets are limited to a total of three minutes of video per day to be posted on their websites or shown on a news broadcast. This applies to outlets that are primarily websites, as well as to TV station, newspaper or magazine websites.

RADIO: ISDN and telephone lines are provided for visiting broadcasts. Broadcast coordinators/producers are encouraged to contact Denver Parler prior to arrival in Gainesville to make sure all broadcast needs are met. All other telephone requests must be made through Tony DeLuca at AT&T (ad1186@att.com). When ordering lines, contact Parler to assure proper placement along press row.

PHOTOGRAPHERS: Restricted to two baseline locations closest to the team benches.

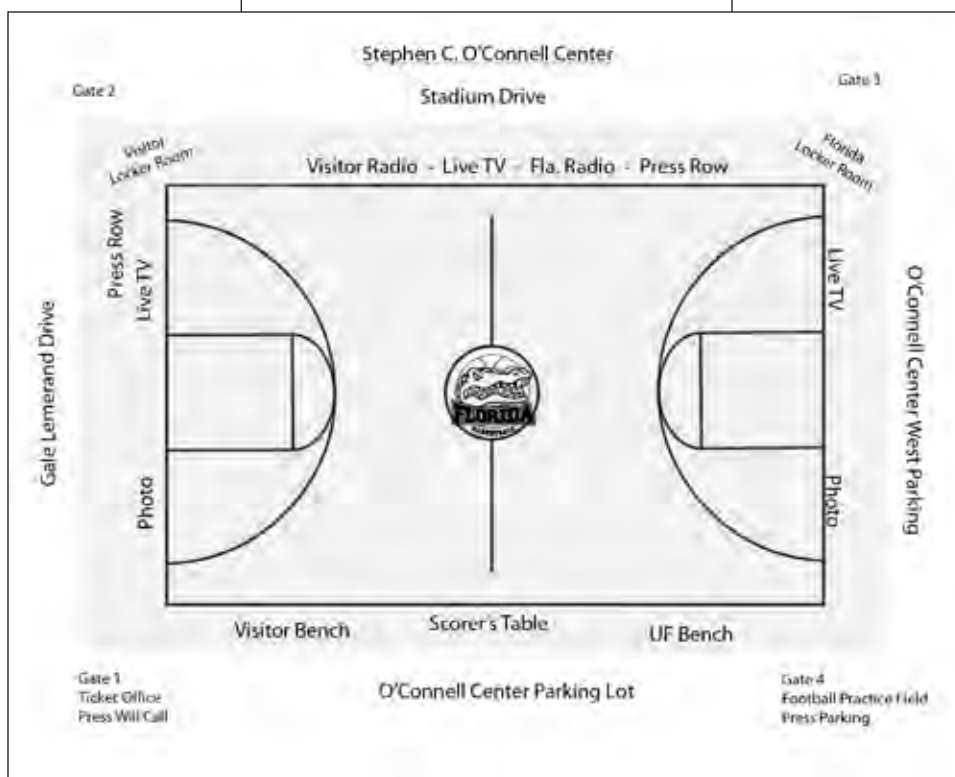
TELEPHONES: We strongly encourage you to make sure that your phone needs are met before game day, as there are a limited number of phones located in the media workroom. Telephone orders should be placed directly with Tony DeLuca at AT&T (ad1186@att.com). If you anticipate deadline problems, we recommend you order your own line to ensure meeting deadlines. The Communications Office will not be able to help you with a phone line/equipment on the day of a game.

GENERAL GAME DAY

MEDIA SERVICES: Game program/scorecards, game notes, play-by-play, complete halftime and final statistics, coaches quote sheets and post-game notes are all regular services on game days.

SEATING: Press seating is assigned, and all media members are asked to utilize their assigned seat. A limited number of front-row courtside press seats are available and will be provided to national publications, major daily newspapers and/or those who cover Florida basketball regularly. Additional seating will be at the front row table in the baseline bleachers near Gate 2 and in the second row courtside behind the press table.

PARKING: A limited number of parking spaces exist and can be requested online with your credential



MEDIA ROOM/INTERVIEW AREA: Located in the Martial Arts room near the Gate Four entrance/exit of the O'Connell Center, the media room includes work space, necessary electrical outlets, a television and wireless internet. A meal, snacks and soft drinks are also available in the media room. Post-game coaches and player press conferences are also conducted in this area.

FLORIDA LOCKER ROOM: The Gator locker room is closed to the media with the exception of the SEC and NCAA Tournaments. Coach Donovan and selected players will be available to the media following games in the media room/interview area. At Florida home games, players are available outside the locker room in the Gate 3 corner of the O'Connell Center while Coach Donovan will conduct a post-game press conference in the Martial Arts/Media Room.

VISITOR LOCKER ROOM: Interview policies and procedures will be determined by visiting Sports Information Directors and coaches. Those procedures will be announced on game days.

application. Please note that if you are picking up your credentials at Press Will Call, we will be unable to provide a parking pass as you will have to park before visiting Press Will Call. Free parking is available in the parking deck next to the O'Connell Center and is generally still available 75-90 minutes before the game. Preference will be given to the state's major daily newspapers, radio and television stations that cover the Gators on a regular basis. All other available parking passes will be distributed on a game-by-game basis.



FLORIDA AND THE NBA

NBA CHAMPIONS

Udonis Haslem and Mike Miller won the 2012 NBA championship with the Miami Heat, marking the fourth time in the past seven years at least one Gator has won an NBA title. The championship was Haslem's second with the Heat (2006). Overall, six Gators have combined for eight NBA rings.

DRAFT SUCCESS

Florida has had 10 NBA draftees since 2007, including a pair of top-three picks in Al Horford and Bradley Beal. In the memorable 2007 draft, Florida had five players selected, including three of the top nine picks. Under Billy Donovan, nine Gators have been drafted in the first round. UF had produced just two first-round picks in its entire history before Donovan's arrival.

IMMEDIATE IMPACT

Mike Miller won NBA Rookie of the Year honors in 2001, while Al Horford was runner-up for the award in 2008. Overall, five Gators have gone on to earn NBA All-Rookie Team honors, including Udonis Haslem, Chandler Parsons and Jason Williams along with Horford and Miller.

LIFE AFTER FLORIDA

Since the 1999 season, 20 UF seniors have continued their basketball careers professionally in the NBA or overseas. In addition, 11 players have left early to pursue professional careers, giving Florida 31 total professional players since 1999.



2012-13 SCHEDULE

| DATE | OPPONENT | TIME |
|--------------------|---|-----------------|
| Thu, Nov 1 | NEBRASKA-KEARNEY (EXH.) (GATORVISION) | 7:00 pm |
| Fri, Nov 9 | Georgetown (Jacksonville) (NBCSN) | 9:00 pm |
| Sun, Nov 11 | ALABAMA STATE (SUN/FSF) | 3:30 pm |
| Wed, Nov 14 | WISCONSIN (ESPN2/ESPNU) | 7:00 pm |
| Sun, Nov 18 | Middle Tennessee (Tampa) (Sun/FSF) | 4:00 pm |
| Tue, Nov 20 | SAVANNAH STATE (SUN/FSF) | 7:00 pm |
| Fri, Nov 23 | UCF (Sun/FSF) | 4:00 pm |
| Thu, Nov 29 | MARQUETTE (ESPN2) | 9:00 pm |
| Wed, Dec 5 | Florida State (ESPN2) | 7:00 pm |
| Sat, Dec 15 | Arizona (ESPN) | 10:00 pm |
| Wed, Dec 19 | SOUTHEASTERN LOUISIANA (SUN/FSF) | 7:00 pm |
| Sat, Dec 22 | Kansas State (Kansas City) (ESPN2) | 8:00 pm |
| Sat, Dec 29 | Air Force (Sunrise) (Sun/FSF) | 4:30 pm |
| Sun, Jan 6 | Yale (NBCSN) | 5:30 pm |
| Wed, Jan 9 | GEORGIA (ESPN3.com/CSS) | 7:00 pm |
| Sat, Jan 12 | LSU (ESPNU) | 4:00 pm |
| Thu, Jan 17 | Texas A&M (ESPN or ESPN2/ESPN3.com) | 7:00 pm |
| Sat, Jan 19 | MISSOURI (ESPN3.com/ESPN) | 2:00 pm |
| Wed, Jan 23 | Georgia (SEC Network/ESPN3.com) | 8:00 pm |
| Sat, Jan 26 | Mississippi State (ESPN2/ESPN3.com) | 8:00 pm |
| Wed, Jan 30 | SOUTH CAROLINA (SEC Network/ESPN3.com) | 8:00 pm |
| Sat, Feb 2 | OLE MISS (ESPNU) | 7:00 pm |
| Tue, Feb 5 | Arkansas (ESPN/ESPN3.com) | 7:00 pm |
| Sat, Feb 9 | MISSISSIPPI STATE (FSN/ESPN3.com) | 5:00 pm |
| Tue, Feb 12 | KENTUCKY (ESPN/ESPN3.com) | 7:00 pm |
| Sat, Feb 16 | Auburn (SEC Network/ESPN3.com) | 1:30 pm |
| Tue, Feb 19 | Missouri (ESPN/ESPN3.com) | 9:00 pm |
| Sat, Feb 23 | ARKANSAS (ESPNU) | 7:00 pm |
| Tue, Feb 26 | Tennessee (ESPN/ESPN3.com) | 9:00 pm |
| Sat, Mar 2 | ALABAMA (ESPN or ESPN2/ESPN3.com) | 12:00 pm |
| Wed, Mar 6 | VANDERBILT (SEC Network/ESPN3.com) | 8:00 pm |
| Sat, Mar 9 | Kentucky (CBS) | 12:00 pm |
| Mar 13 - 17 | SEC Tournament | |

All **HOME GAMES** at the Stephen C. O'Connell Center. Dates and times are subject to change. All games can be heard on the Gator Sports Network (WRUF-AM/FM locally). FSN denotes telecast airing on Fox Sports Regional Networks. NBCSN denotes telecast airing on NBC Sports Network. CSS denotes telecast airing on Comcast/Charter Sports Southeast. SUN denotes telecast airing on Sun Sports. For information on Gator athletics or to order tickets, log on to GatorZone.com or call 1-800-34-GATOR. The speech and hearing impaired may call the Florida Relay Service at 800-955-8771 (TDD). Persons with disabilities requiring assistance or information may contact the UAA at 1-800-34-GATOR.

**LIVE LIFE
IN THE DOME**

UF UNIVERSITY of
FLORIDA
The Foundation for The Gator Nation